

Nippon India Dynamic Bond Fund

(An open ended dynamic debt scheme investing across duration. Relatively High interest rate risk and Relatively Low Credit Risk)


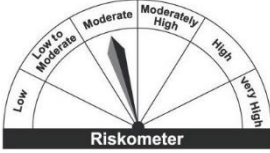
Investment Horizon: 3 - 10 years

Scheme invests predominantly into State Development Loans (SDLs)[^]

[^]This is the current investment strategy based on the prevailing market conditions and is subject to change within the limits of the SID basis the fund manager's view.

Contact your Mutual Fund Distributor | Visit mf.nipponindiaim.com | Call 1860 266 0111#, 91-22-6925 9696# (For investors outside India)

[#]Charges applicable.

Product label			Potential Risk Class			
<p>This product is suitable for investors who are seeking*</p> <ul style="list-style-type: none"> Income over long term Investments in debt and money market instruments across duration <p><small>*Investors should consult their financial advisors if in doubt about whether the product is suitable for them.</small></p>	<p>Nippon India Dynamic Bond Fund</p>  <p>Riskometer Investors understand that their principal will be at Moderate risk</p>	<p>CRISIL Dynamic Bond A-III Index</p>  <p>Riskometer Benchmark Riskometer is at Moderate risk</p>	Credit Risk →	Relatively Low (Class A)	Moderate (Class B)	Relatively High (Class C)
			Interest Rate Risk ↓			
			Relatively Low (Class I)			
			Moderate (Class II)			
			Relatively High (Class III)	A-III		

Mutual Fund investments are subject to market risks, read all scheme related documents carefully.

About Nippon India Dynamic Bond Fund

It is an open-ended dynamic debt scheme with investing predominantly in State Development Loans (SDLs) maturing around 2030. It is suitable for Investors having an investment horizon more than 3 years.

Current Investment Strategy

- ❖ The Fund would invest predominantly into State Development Loans (SDLs). The Fund is also enabled to invest into PSU Bonds, at appropriate times
- ❖ Rating Profile: Mostly Sovereign Rating (tactical exposure to AAA PSU Bonds)
- ❖ The fund aims to capture the prevailing yields in SDLs with an endeavor to bring it down over the period of time

What are State Development Loans (SDLs)?

Bonds or dated securities issued by State Governments are called the State Development Loans (SDLs). Investment in these Government securities help generate optimal credit risk free returns. Like G-sec, SDLs qualify for Statutory Liquidity Ratio (SLR) of banks. They are also eligible as collaterals for borrowing through market repo as well as borrowing by eligible entities from the RBI under the Liquidity Adjustment Facility (LAF).

Why Invest in Nippon India Dynamic Bond Fund

High Quality: The fund would invest in SDLs & PSU Bonds. At present, predominantly into SDLs

Liquidity: The investor can exit anytime from the fund subject to exit load

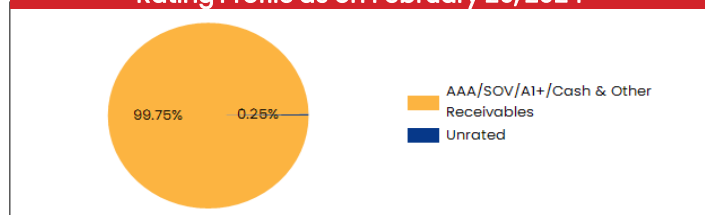
Less Volatility: The current portfolio strategy of roll down aims to minimize the volatility in return, provided investments are held till the intended 'maturity' period

Portfolio Features as on February 29, 2024

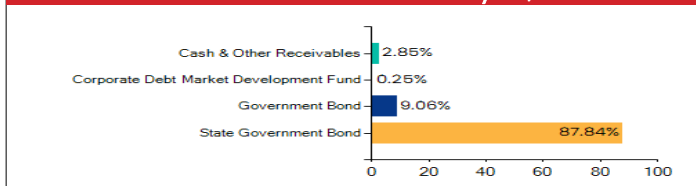
Weighted Average YTM*	7.48%
Modified Duration	4.85 Years
Weighted Average Maturity	6.24 Years

*In case of semi annual YTM, it has been annualised

Rating Profile as on February 29, 2024



Asset Allocation as on February 29, 2024



Inception Date	November 15, 2004
Fund Manager#	Pranay Sinha, Vivek Sharma
Minimum Application Amount	Rs. 5,000 & in multiples of Re.1 thereafter
Benchmark	CRISIL Dynamic Bond A-III Index
Month end AUM as on February 29, 2024	Rs. 4,549.40 Crs
Plans & Options	i) Growth Plan/Direct Plan - Growth Plan: Growth Option ii) a) IDCW Plan/ Direct Plan - IDCW Plan - IDCW Option b) IDCW Plan/ Direct Plan - IDCW Plan with the frequency of Quarterly Both the above mentioned IDCW plan/ Direct Plan - IDCW Plan offers Payout of IDCW and Reinvestment of IDCW facility.
Exit Load	Nil

#Kinjal Desai: Dedicated Fund Manager for Overseas Investments

Note- IDCW: Income Distribution cum capital withdrawal Options/Plans.

Portfolio as on February 29, 2024

Company/Issuer	Rating	% of Assets
Government Bond		9.06%
Government of India	SOV	9.06%
State Government Bond		87.84%
State Government Securities	SOV	87.84%
Corporate Debt Market Development Fund		0.25%
Corporate Debt Market Development Fund Class A2		0.25%
Cash & Other Receivables		2.85%
Grand Total		100%

Note: Above mentioned current investment strategy is based on the prevailing market conditions and is subject to change within the limits of the SID basis the fund manager's view.

Risk factors: Trading volumes and settlement periods may restrict liquidity in debt investments. Investment in Debt is subject to price, credit, and interest rate risk. The NAV of the Scheme may be affected, inter alia, by changes in the market conditions, interest rates, trading volumes, settlement periods and transfer procedures. The NAV may also be subjected to risk associated with investment in derivatives, foreign securities or script lending as may be permissible by the Scheme Information Document.

Disclaimers: The information herein above is meant only for general reading purposes and the views being expressed only constitute opinions and therefore cannot be considered as guidelines, recommendations or as a professional guide for the readers. Before making any investments, the readers are advised to seek independent professional advice, verify the contents in order to arrive at an informed investment decision.

None of the Sponsor, the Investment Manager, the Trustee, their respective directors, employees, associates or representatives shall be liable in any way for any direct, indirect, special, incidental, consequential, punitive or exemplary damages, including on account of lost profits arising from the information contained in this material.