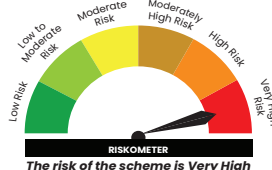
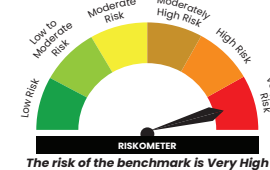


## Nippon India Nifty IT Index Fund

(An open ended scheme replicating/tracking Nifty IT Index)

### Product label

Product label		
	Scheme Riskometer	Benchmark Riskometer
<p><b>This product is suitable for investors who are seeking*:</b></p> <ul style="list-style-type: none"> <li>• Long term capital growth</li> <li>• Investment in equity and equity related securities and portfolio replicating the composition of the Nifty IT Index, subject to tracking errors.</li> </ul> <p>*Investors should consult their financial advisors if in doubt about whether the product is suitable for them.</p>	<p><b>Nippon India Nifty IT Index Fund</b></p>  <p><b>RISKOMETER</b> The risk of the scheme is Very High</p>	<p><b>Nifty IT TRI</b></p>  <p><b>RISKOMETER</b> The risk of the benchmark is Very High</p>

### Contents

Why Index Fund?	Page 2
Strategies used through Index Funds	Page 2
Nippon India Nifty IT Index Fund - Investment Objective	Page 2
About the Nifty IT Index	Page 2
Scheme Portfolio of Nippon India Nifty IT Index Fund	Page 3
Scheme Features Nippon India Nifty IT Index Fund	Page 4
Disclaimers	Page 4

**Nippon Life India Asset Management Limited (NAM India)** is one of the largest asset managers with more than 28 years of experience in managing wealth of investors with a robust distribution network in India and a global reach through its various subsidiaries.

## Why Index Fund?

- ▶ **Less of Ambiguity:** The Index funds investment strategy & stock selection is clearly defined, holding stocks as per the underlying Index in the same weightages (subject to expense ratio & tracking error).
- ▶ **Diversification** - Buying a single unit offers diversification benefit in the entire index companies.
- ▶ **Low Cost** - Generally less expensive than investing in multiple individual securities/active equity fund. (Low cost with respect to Total Expense Ratio)

## Strategies used through Index based Equity Index Funds

- ▶ **Liquidity Management** - Index funds can be used for a given percentage of each asset class to provide a liquidity buffer across the asset allocation.
- ▶ **Portfolio Completion** - Index funds allow investors to gain exposure to an asset class that is under-represented in the asset allocation.
- ▶ **Cash Equitization** - Index funds assist in remaining fully invested into equity as per the allocation model, while maintaining liquidity, thus minimizing the cash drag effect on the portfolio.
- ▶ **Portfolio Transitions** - Since index funds are passive funds, they may help maintain market exposure while there are changes in sector/stock allocations in a portfolio, hence avoids the risk of missing any market movement.

## Nippon India Nifty IT Index Fund

### Investment Objective: Nippon India Nifty IT Index Fund

The investment objective of the scheme is to provide investment returns that commensurate to the total returns of the securities as represented by the Nifty IT Index before expenses, subject to tracking errors. However, there can be no assurance or guarantee that the investment objective of the Scheme will be achieved.

### Why Invest in Nippon India Nifty IT Index Fund

- **Sector Exposure:** Provides exposure to top\* IT stocks of market via investing into Nippon India Nifty IT Index Fund.
- **Reduced Risk:** Elimination of non-systematic risks like stock picking and portfolio manager selection by investing in Nippon India IT Index Fund.
- **Convenience:** Will also allow non-demat account holders to seek exposure to IT sector companies via investing through Nippon India Nifty IT Index Fund.
- **SIP Investments:** Investors can avail the benefit of Systematic Investment Plan (SIP).

**Note:** \* as per Nifty IT Index Methodology

## About Nifty IT Index

### Overview

The Nifty IT index is designed to reflect the behaviour of companies engaged into activities such as software development, hardware, IT infrastructure etc. The base date of the index is January 1, 1996.

### Index Methodology:

1. Companies should form part of NIFTY 500 at the time of review. In case, the number of eligible stocks representing within NIFTY 500 falls below 10, then deficit number of stocks shall be selected from the universe of stocks ranked within top 800 based on both average daily turnover and average daily full market capitalisation. In case, the number of eligible stocks in the universe is still less than 10, then the deficit number of stocks shall be selected from the universe of stocks ranked within top 1000, top 1100, top 1200 and so on, based on both average daily turnover and average daily full market capitalization based on previous six months period data, until at least 10 eligible stocks are obtained. If the number of eligible stocks is still less than 10, then the index may have less than 10 constituents.
2. Companies should form a part of the IT sector.
3. The company's trading frequency should be at least 90% in the last six months.
4. The company should have a minimum listing history of 1 month as on the cutoff date.
5. Final selection of 10 companies shall be done based on the free-float market capitalization. A preference shall be given to companies that are available for trading in NSE's Futures & Options segment at the time of final selection.
6. Companies will be included if free-float market capitalisation is at least 1.5 times the free-float market capitalization of the smallest index constituent in respective index.
7. Weightage of each stock in the index is calculated based on its free-float market capitalization such that no single stock shall be more than 33% and weightage of top 3 stocks cumulatively shall not be more than 62% at the time of rebalancing.

### Index Rebalancing

The index is rebalanced semi-annually in March and September.

## Scheme Portfolio of Nippon India Nifty IT Index Fund as on 30th November, 2024

Sr. No	Stock Name	Weightage (%)	Sr. No	Stock Name	Weightage (%)
1	Infosys Limited	26.09%	7	Coforge Limited	5.51%
2	Tata Consultancy Services Limited	23.35%	8	LTIMindtree Limited	5.45%
3	HCL Technologies Limited	10.44%	9	Mphasis Limited	3.20%
4	Tech Mahindra Limited	10.38%	10	L&T Technology Services Limited	1.38%
5	Wipro Limited	7.81%	11	Cash & Other Receivables	0.40%
6	Persistent Systems Limited	5.99%			
<b>Total</b>					<b>100.00%</b>

**Note:** The stocks mentioned form a part of the portfolio and may or may not form a part of the portfolio in future. Please read Scheme Information Document carefully for more details and risk factors.

## Scheme Performance Nippon India Nifty IT Index Fund as on 29th November, 2024

### Nippon India Nifty IT Index Fund (Regular Plan)

NAV as on November 29, 2024: ₹11.4067

Particulars	Simple Annualized %	
	6 Months	Since Inception
Nippon India Nifty IT Index Fund	67.05	18.27
B:NIFTY IT TRI	68.73	19.53
AB:Nifty 50 TRI	15.62	12.60
<b>Value of ₹10000 Invested</b>		
Nippon India Nifty IT Index Fund	12,916	11,379
B:NIFTY IT TRI	12,980	11,472
AB:Nifty 50 TRI	10,751	10,957
<b>Inception Date : Feb 22, 2024</b>		
<b>Fund Manager : Himanshu Mange (Since Feb 2024)</b>		

### Nippon India Nifty IT Index Fund (Direct Plan)

NAV as on November 29, 2024: ₹11.4632

Particulars	Simple Annualized %	
	6 Months	Since Inception
Nippon India Nifty IT Index Fund	67.9209	19.0060
B:NIFTY IT TRI	68.7318	19.5304
AB:Nifty 50 TRI	15.6225	12.6023
<b>Value of ₹10000 Invested</b>		
Nippon India Nifty IT Index Fund	12,949	11,433
B:NIFTY IT TRI	12,980	11,472
AB:Nifty 50 TRI	10,751	10,957
<b>Inception Date : Feb 22, 2024</b>		
<b>Fund Manager : Himanshu Mange (Since Feb 2024)</b>		

#### Performance as on 30th November, 2024

B: Benchmark, AB: Additional Benchmark, TRI: Total Return Index

TRI - Total Returns Index reflects the returns on the index arising from (a) constituent stock price movements and (b) dividend receipts from constituent index stocks, thereby showing a true picture of returns.

Period for which scheme's performance has been provided is computed basis last day of the month-end preceding the date of advertisement.

**Past performance may or may not be sustained in future** and the same may not necessarily provide the basis for comparison with other investment. Performance of the schemes (wherever provided) are calculated basis CAGR for the past 6 months and since inception. IDCWs (if any) are assumed to be reinvested at the prevailing NAV. Performance of the scheme would be Net of Dividend distribution tax, if any. Face value of scheme is Rs.10/- per unit. In case, the start/end date of the concerned period is non-business day (NBD), the NAV of the previous date is considered for computation of returns.

Finance Act 2020 has abolished dividend distribution tax on IDCW declared and paid by Mutual Fund scheme. W.e.f. 01.04.2020 IDCW received from Mutual fund scheme is taxable in the hands of investor and mutual fund scheme is required to withhold tax on IDCW as per applicable rate.

## Performance of other open ended schemes managed by the same fund manager as on 30th November, 2024

Scheme Name/s	CAGR %								
	1 Year Return			3 Years Return			5 Years Return		
	Regular Plan	Direct Plan	Benchmark	Regular Plan	Direct Plan	Benchmark	Regular Plan	Direct Plan	Benchmark
<b>TOP 3</b>									
CPSE ETF*	57.11	--	57.38	46.13	--	46.64	31.12	--	31.63
Nippon India ETF Nifty Next 50 Junior BeES*	47.83	--	48.24	19.89	--	20.18	20.52	--	20.83
Nippon India Nifty Next 50 Junior BeES FoF	47.46	47.74	48.24	19.35	19.62	20.18	20.08	20.37	20.83
<b>Bottom 3</b>									
Nippon India ETF Nifty 50 Shariah BeES*	19.48	--	21.02	7.69	--	8.85	16.52	--	17.82
Nippon India ETF Nifty Bank BeES*	17.81	--	18.07	14.13	--	14.36	10.37	--	10.89
Nippon India Silver ETF Fund of Fund	15.81	16.17	17.67	NA	NA	NA	NA	NA	NA

Nippon India Silver ETF Fund of Fund have not completed 3 & 5 years, the performance details of 1 years are provided herein.

Mr. Himanshu Mange has been managing CPSE ETF since Dec 2023  
 Mr. Himanshu Mange has been managing Nippon India ETF Nifty Next 50 Junior BeES since Dec 2023  
 Mr. Himanshu Mange has been managing Nippon India Nifty Next 50 Junior BeES FoF since Dec 2023  
 Mr. Himanshu Mange has been managing Nippon India ETF Nifty 50 Shariah BeES since Dec 2023  
 Mr. Himanshu Mange has been managing Nippon India ETF Nifty Bank BeES since Dec 2023  
 Mr. Himanshu Mange has been managing Nippon India Silver ETF Fund of Fund since Dec 2023

### Note:

- Mr. Himanshu Mange manages 30 open-ended schemes of Nippon India Mutual Fund .
- In case the number of schemes managed by a fund manager is more than six, in the performance data of other schemes, the top 3 and bottom 3 schemes managed by fund manager has been provided herein are on the basis of 1 Year CAGR returns
- Period for which scheme's performance has been provided is computed basis last day of the month-end preceding the date of advertisement
- Different schemes shall have a different expense structure.

\*The Scheme does not offer any Plans/Options. The performance details are provided at Scheme level using IDCW Reinvestment NAV's.

**Past performance may or may not be sustained in future** and the same may not necessarily provide the basis for comparison with other Investment. IDCWs (if any) are assumed to be reinvested at the prevailing NAV. Performance of the scheme would be Net of Dividend distribution tax, if any. Face value of Nippon India ETF Nifty Bank BeES is Re.1/- per unit. Face value of Nippon India ETF Nifty Next 50 Junior BeES is 1.25 per unit. Face Value of other schemes is Rs.10/- per unit. In case, the start/end date of the concerned period is non-business day (NBD), the NAV of the previous date is considered for computation of returns.

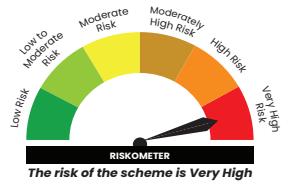
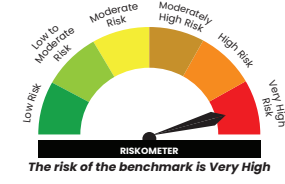
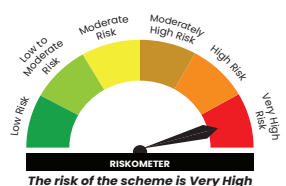
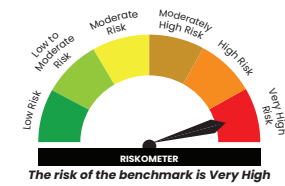

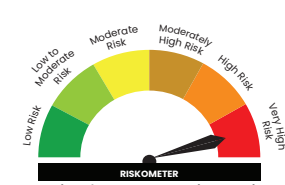
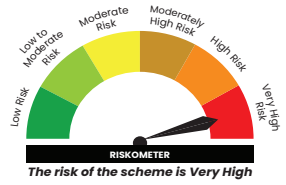
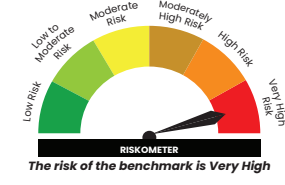
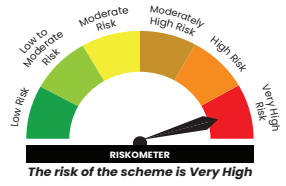
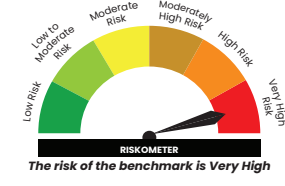
Finance Act 2020 has abolished dividend distribution tax on IDCW declared and paid by Mutual Fund scheme. W.e.f. 01.04.2020 IDCW received from Mutual fund scheme is taxable in the hands of investor and mutual fund scheme is required to withhold tax on IDCW as per applicable rate.

## Scheme Features of Nippon India Nifty IT Index Fund

Nature of Scheme	An open-ended scheme replicating/tracking Nifty IT Index
Benchmark	Nifty IT TRI
Fund Manager	Himanshu Mange
Inception Date	22nd February, 2024
Load Structure	Exit Load: NIL
Minimum Application Amount	<b>During Ongoing Basis:</b> Minimum amount of Rs.1,000 and in multiples of Re.1 thereafter Additional amount of Rs.1,000 and in multiples of Re.1 thereafter
Plans	<b>The Scheme offers following Plans under Direct Plan and Regular Plan:</b> a) Growth Plan b) Income Distribution cum Capital Withdrawal Plan

## Product Label

Scheme Name	This Product is suitable for Investors who are Seeking*	Scheme Riskometer	Benchmark Riskometer
<b>CPSE ETF</b> (An Open-ended Index Exchange Traded Fund)  <b>Benchmark : Nifty CPSE TRI</b>	<ul style="list-style-type: none"> <li>Long-term capital appreciation</li> <li>Investment in Securities covered by the Nifty CPSE Index.</li> </ul>	<p>The risk of the scheme is Very High</p>	<p>The risk of the benchmark is Very High</p>

<p><b>Nippon India ETF Nifty Next 50 Junior BeES</b> (An Open-ended Index Exchange Traded Fund)</p> <p><b>Benchmark :</b> Nifty Next 50 TRI</p>	<ul style="list-style-type: none"> <li>• Long-term capital appreciation</li> <li>• Investment in Securities covered by Nifty Next 50 Index</li> </ul>	 <p>The risk of the scheme is Very High</p>	 <p>The risk of the benchmark is Very High</p>
<p><b>Nippon India Nifty Next 50 Junior BeES FoF</b> (An Open Ended fund of funds scheme investing in Nippon India ETF Nifty Next 50 Junior BeES.)</p> <p><b>Benchmark :</b> Nifty Next 50 TRI</p>	<ul style="list-style-type: none"> <li>• Long-term capital appreciation</li> <li>• Returns that will commensurate with the performance of Nippon India ETF Nifty Next 50 Junior BeES.</li> </ul>	 <p>The risk of the scheme is Very High</p>	 <p>The risk of the benchmark is Very High</p>
<p><b>Nippon India ETF Nifty 50 Shariah BeES</b> (The fund employs a passive investment approach designed to track the performance of Nifty50 Shariah TRI. The fund seeks to achieve this goal by investing in securities constituting the Nifty50 Shariah Index in same proportion as in the Index.)</p> <p><b>Benchmark :</b> Nifty50 Shariah TRI</p>	<ul style="list-style-type: none"> <li>• Long-term capital appreciation</li> <li>• Investment in Securities covered by Nifty50 Shariah Index</li> </ul>	 <p>The risk of the scheme is Very High</p>	 <p>The risk of the benchmark is Very High</p>
<p><b>Nippon India ETF Nifty Bank BeES</b> (An Open Ended Index Exchange Traded Scheme.)</p> <p><b>Benchmark :</b> Nifty Bank TRI</p>	<ul style="list-style-type: none"> <li>• Long-term capital appreciation</li> <li>• Investment in Securities covered by Nifty Bank Index</li> </ul>	 <p>The risk of the scheme is Very High</p>	 <p>The risk of the benchmark is Very High</p>
<p><b>Nippon India Silver ETF Fund of Fund</b> (An Open Ended Fund of Fund scheme investing in units of Nippon India Silver ETF.)</p> <p><b>Benchmark :</b> Domestic Price of Silver (based on LBMA Silver daily spot fixing price)</p>	<ul style="list-style-type: none"> <li>• Long term capital growth</li> <li>• Returns that are commensurate with the performance of Nippon India Silver ETF through investment in units of Nippon India Silver ETF</li> </ul>	 <p>The risk of the scheme is Very High</p>	 <p>The risk of the benchmark is Very High</p>

**Risk factors:** Mutual Funds and securities investments are subject to market risks such as trading volumes, settlement risk, liquidity risk and default risk including the possible loss of principal and there is no assurance or guarantee that the objectives of the Scheme will be achieved. As the price / value / interest rates of the securities in which the scheme invests fluctuates, the value of your investment in the scheme may go up or down. Past performance of the Sponsor/AMC/Mutual Fund does not guarantee future performance of the scheme. The present scheme is not a guaranteed or assured return scheme. For more details, refer Scheme Information Document (SID).

**Disclaimers**

The information herein is meant only for general reading purposes and the views being expressed only constitute opinions and therefore cannot be considered as guidelines, recommendations or as a professional guide for the readers. Certain factual and statistical information (historical) pertaining to Industry and markets have been obtained from independent third-party sources, which are deemed to be reliable. It may be noted that since Nippon Life India Asset Management Limited (NAM India) has not independently verified the accuracy or authenticity of such information or data, or for that matter the reasonableness of the assumptions upon which such data and information has been processed or arrived at; NAM India does not in any manner assure the accuracy or authenticity of such data and information. Some of the statements & assertions contained in these materials may reflect NAM India's views or opinions, which in turn may have been formed on the basis of such data or information.

Before making any investments, the readers are advised to seek independent professional advice, verify the contents in order to arrive at an informed investment decision. None of the Sponsor, the Investment Manager, the Trustee, their respective directors, employees, associates or representatives shall be liable in any way for any direct, indirect, special, incidental, consequential, punitive or exemplary damages, including on account of lost profits arising from the information contained in this material.



**Mutual Fund investments are subject to market risks, read all scheme related documents carefully.**