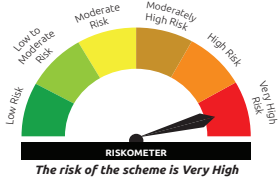
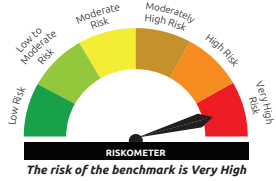


Nippon India BSE Sensex Next 30 Index Fund

(An open-ended scheme replicating/tracking BSE Sensex Next 30 Index)

Product label

Product label		
	Scheme Riskometer	Benchmark Riskometer
<p>This product is suitable for investors who are seeking*:</p> <ul style="list-style-type: none"> • Long term capital growth • Investments in equity and equity related securities and portfolio replicating the composition of the BSE Sensex Next 30 Index, subject to tracking errors <p>*Investors should consult their financial advisers if in doubt about whether the product is suitable for them.</p>	<p>Nippon India BSE Sensex Next 30 Index Fund</p>  <p>The risk of the scheme is Very High</p>	<p>BSE Sensex Next 30 TRI</p>  <p>The risk of the benchmark is Very High</p>

Contents

Why Index Fund?	Page 2
Strategies used through Index Funds	Page 2
Nippon India BSE Sensex Next 30 Index Fund - Investment Objective	Page 2
About the BSE Sensex Next 30 Index	Page 2
Scheme Portfolio of Nippon India BSE Sensex Next 30 Index Fund	Page 3
Scheme Features Nippon India BSE Sensex Next 30 Index Fund	Page 3
Disclaimers	Page 4

Nippon Life India Asset Management Limited (NAM India) is one of the largest asset managers with more than 30 years of experience in managing wealth of investors with a robust distribution network in India and a global reach through its various subsidiaries.

Nippon India Mutual Fund
MF/022/95/1

Why Index Fund?

- ▶ **Less of Ambiguity:** The Index funds investment strategy & stock selection is clearly defined, holding stocks as per the underlying Index in the same weightages (subject to expense ratio & tracking error).
- ▶ **Diversification** - Buying a single unit offers diversification benefit in the entire index companies.
- ▶ **Low Cost** - Generally less expensive than investing in multiple individual securities/active equity fund. (Low cost with respect to Total Expense Ratio)

Strategies used through Index based Equity Index Funds

- ▶ **Liquidity Management** - Index funds can be used for a given percentage of each asset class to provide a liquidity buffer across the asset allocation.
- ▶ **Portfolio Completion** - Index funds allow investors to gain exposure to an asset class that is under-represented in the asset allocation.
- ▶ **Cash Equitization** – Index funds assist in remaining fully invested into equity as per the allocation model, while maintaining liquidity, thus minimizing the cash drag effect on the portfolio.
- ▶ **Portfolio Transitions** – Since index funds are passive funds, they may help maintain market exposure while there are changes in sector/stock allocations in a portfolio, hence avoids the risk of missing any market movement.

Nippon India BSE Sensex Next 30 Index Fund

Investment Objective : Nippon India BSE Sensex Next 30 Index Fund

The investment objective of the scheme is to provide investment returns that commensurate to the total returns of the securities as represented by the BSE Sensex Next 30 Index before expenses, subject to tracking errors. However, there is no assurance that the investment objective of the Scheme will be achieved.

Why Invest in Nippon India BSE Sensex Next 30 Index Fund

- **Exposure to Large Cap Companies:** Aims to provide exposure to under represented large cap companies after BSE Sensex
- **Rules Based:** The entry and exit of stocks are **determined on specific rules** as per the index methodology
- **Reduced Risk: Elimination of non-systematic risks** like stock picking and portfolio manager selection, via investing in the Nippon India BSE Sensex Next 30 Index Fund
- **Opportunity:** Will also **allow non demat account holders to seek exposure to large cap stocks** across BSE 100 via investing in Nippon India BSE Sensex Next 30 Index Fund
- **SIP Investments:** Investors can avail the benefit of Systematic Investment Plan (SIP)[#]
- **Low Cost:** Exposure to the basket of 30 companies via low cost[®] index fund

[®]Low cost in terms of total expense ratio.

[#]SIP disclaimer - SIP stands for Systematic Investment Plan, wherein you can regularly invest a fixed amount at periodical intervals and aim for benefits over a period of time through the power of compounding

About BSE Sensex Next 30 Index

The BSE SENSEX Next 30 tracks the next largest and most liquid companies in BSE 100 that are in derivative segment and not the member of SENSEX 30. The index has a base date of June 20, 2014, with a base value of 1000.

Index Methodology:

Eligible Universe:

The index is derived from the constituents of the BSE 100 that are not members of BSE SENSEX. In order to be eligible for index inclusion, the constituent must be linked to derivative trading (i.e., have a derivative contract) and the stock must have traded on every trading day at BSE during the six month reference period

Index Construction

All eligible companies are ranked based on average daily float-adjusted market capitalization. The top 24 companies (whether a current constituent or not) are selected for index inclusion. Existing constituents ranked 25 – 36 are selected in order of highest rank until the target constituent count of 30 is reached. If after this step the target constituent count is not achieved, then non-constituents are selected in order of highest rank until the target constituent count is reached.

Constituent Weightings

Index constituents are weighted based on their float-adjusted market capitalization.

Source: BSE

Scheme Portfolio of Nippon India BSE Sensex Next 30 Index Fund as on 30th April, 2026

Sr. No.	Name of Securities	Weightage (%)	Sr. No.	Name of Securities	Weightage (%)
1	Hindalco Industries Limited	5.87%	17	Cipla Limited	2.91%
2	Shriram Finance Limited	5.14%	18	Tata Power Company Limited	2.91%
3	JSW Steel Limited	4.62%	19	Tata Consumer Products Limited	2.90%
4	Oil & Natural Gas Corporation Limited	4.59%	20	Max Healthcare Institute Limited	2.89%
5	Coal India Limited	4.32%	21	Tata Motors Passenger Vehicles Limited	2.82%
6	Grasim Industries Limited	4.19%	22	Varun Beverages Limited	2.74%
7	Bajaj Auto Limited	4.18%	23	Britannia Industries Limited	2.66%
8	Nestle India Limited	4.09%	24	Suzlon Energy Limited	2.64%
9	Eicher Motors Limited	3.84%	25	Hero MotoCorp Limited	2.57%
10	Divi's Laboratories Limited	3.26%	26	Power Finance Corporation Limited	2.56%
11	SBI Life Insurance Company Limited	3.23%	27	Adani Enterprises Limited	2.51%
12	Hindustan Aeronautics Limited	3.20%	28	HDFC Life Insurance Company Limited	2.49%
13	TVS Motor Company Limited	3.20%	29	Wipro Limited	2.24%
14	Dr. Reddy's Laboratories Limited	3.17%	30	The Indian Hotels Company Limited	2.21%
15	Jio Financial Services Limited	3.14%	31	Cash & Other Receivables	-0.16%
16	Apollo Hospitals Enterprise Limited	3.07%			
Total					100.00%

Note: The stocks mentioned form a part of the portfolio of the scheme and may or may not form a part of the portfolio in future. Please read Scheme Information Document carefully for more details and risk factors.

Scheme Performance of Nippon India BSE Sensex Next 30 Index Fund as on 30th April, 2026

Fund / Benchmark (Value of ₹10,000 invested)	6 Months		Since Inception	
	Amount in ₹	Returns (%)	Amount in ₹	Returns (%)
NAV as on April 30, 2026: ₹10.7493				
Nippon India BSE Sensex Next 30 Index Fund - Regular			Inception Date : Jun 10, 2025	
Nippon India BSE Sensex Next 30 Index Fund	10,343	7.04	10,746	8.44
B:BSE Sensex Next 30 TRI	10,382	7.84	10,822	9.31
AB:BSE Sensex TRI	9,177	-16.60	9,405	-6.68
NAV as on April 30, 2026: ₹10.7800				
Nippon India BSE Sensex Next 30 Index Fund - Direct			Inception Date : Jun 10, 2025	
Nippon India BSE Sensex Next 30 Index Fund	10,359	7.36	10,776	8.79
B:BSE Sensex Next 30 TRI	10,382	7.84	10,822	9.31
AB:BSE Sensex TRI	9,177	-16.60	9,405	-6.68
Fund Manager : Himanshu Mange (Since Jun 2025)				

Performance as on 30th April, 2026

B: Benchmark, AB: Additional Benchmark, TRI: Total Return Index

TRI - Total Returns Index reflects the returns on the index arising from (a) constituent stock price movements and (b) dividend receipts from constituent index stocks, thereby showing a true picture of returns.

For Exchange Traded Funds of Nippon India Mutual Fund, performance is provided at Scheme level using IDCW Reinvestment NAV's, since there are no separate plan/option under such Schemes.

Period for which scheme's performance has been provided is computed basis last day of the month-end preceding the date of advertisement.

Past performance may or may not be sustained in future and the same may not necessarily provide the basis for comparison with other investment. Performance of the schemes (wherever provided) are calculated basis CAGR for the past 1 year, 3 years, 5 years and since inception. IDCWs (if any) are assumed to be reinvested at the prevailing NAV. Performance of the scheme would be Net of Dividend distribution tax, if any. Face value of scheme is Re. 1/- per unit. In case, the start/end date of the concerned period is non-business day (NBD), the NAV of the previous date is considered for computation of returns.

Finance Act 2020 has abolished dividend distribution tax on IDCW declared and paid by Mutual Fund scheme. W.e.f. 01.04.2020 IDCW received from Mutual fund scheme is taxable in the hands of investor and mutual fund scheme is required to withhold tax on IDCW as per applicable rate.

Performance of other open ended schemes managed by the same fund manager as on 30th April, 2026

Scheme Name/s	CAGR %								
	1 Year Return			3 Years Return			5 Years Return		
	Regular Plan	Direct Plan	Benchmark	Regular Plan	Direct Plan	Benchmark	Regular Plan	Direct Plan	Benchmark
TOP 3									
Nippon India Gold Savings Fund#	55.42	55.77	59.46	33.45	33.73	35.62	24.43	24.72	26.19
Nippon India ETF Nifty Midcap 150*	11.18	--	11.40	22.99	--	23.25	19.76	--	20.06
Nippon India Nifty Midcap 150 Index Fund#	10.48	11.03	11.40	22.15	22.76	23.25	18.85	19.49	20.06
Bottom 3									
Nippon India Index Fund - Nifty 50 Plan#	-0.73	-0.39	-0.28	10.56	10.95	11.18	10.86	11.43	11.69
Nippon India ETF BSE Sensex*	-3.10	--	-3.05	9.23	--	9.26	10.78	--	10.84
Nippon India Index Fund - BSE Sensex Plan#	-3.55	-3.27	-3.05	8.65	9.00	9.26	10.16	10.59	10.84

Mr. Himanshu Mange has been managing Nippon India Gold Savings Fund since Dec 2023
 Mr. Himanshu Mange has been managing Nippon India ETF Nifty Midcap 150 since Dec 2023
 Mr. Himanshu Mange has been managing Nippon India Nifty Midcap 150 Index Fund since Dec 2023
 Mr. Himanshu Mange has been managing Nippon India Index Fund - Nifty 50 Plan since Dec 2023
 Mr. Himanshu Mange has been managing Nippon India ETF BSE Sensex since Dec 2023
 Mr. Himanshu Mange has been managing Nippon India Index Fund - BSE Sensex Plan since Dec 2023

Note:

- a. Mr. Himanshu Mange manages 16 open-ended schemes of Nippon India Mutual Fund .
- b. In case the number of schemes managed by a fund manager is more than six, in the performance data of other schemes, the top 3 and bottom 3 schemes managed by fund manager has been provided herein are on the basis of 1 Year CAGR returns
- c. Period for which scheme's performance has been provided is computed basis last day of the month-end preceding the date of advertisement
- d. Different schemes shall have a different expense structure.

#The performance details provided herein are of Growth plan.

*The Scheme does not offer any Plans/Options. The performance details are provided at Scheme level using IDCW Reinvestment NAV's.

Past performance may or may not be sustained in future and the same may not necessarily provide the basis for comparison with other Investment. IDCWs (if any) are assumed to be reinvested at the prevailing NAV. Performance of the scheme would be Net of Dividend distribution tax, if any.Face Value of other schemes is Rs.10/- per unit. In case, the start/end date of the concerned period is non-business day (NBD), the NAV of the previous date is considered for computation of returns.

Finance Act 2020 has abolished dividend distribution tax on IDCW declared and paid by Mutual Fund scheme. W.e.f. 01.04.2020 IDCW received from Mutual fund scheme is taxable in the hands of investor and mutual fund scheme is required to withhold tax on IDCW as per applicable rate.

Scheme Features of Nippon India BSE Sensex Next 30 Index Fund

Nature of Scheme	An open-ended scheme replicating/tracking BSE Sensex Next 30 Index
Benchmark	BSE Sensex Next 30 TRI
Fund Manager	Himanshu Mange
Inception Date	June 10, 2025
Month end AUM	79.00 Crs (as on 30th April, 2026)
Indicative Asset Allocation	Securities constituting BSE Sensex Next 30 Index : 95%-100%, Cash & cash equivalents and Money Market instruments 0%-5%
Transparency/NAV Disclosure	For more details please refer Scheme Information Document (SID) Nippon India Mutual Fund shall declare the Net asset value of the scheme on every business day on AMFI's website www.amfiindia.com by 11:00 p.m. on the day of declaration of the NAV and also on mf.nipponindiaim.com
Load Structure	Exit Load: Nil
Minimum Application Amount	During Ongoing Basis: Minimum amount of Rs.1,000 and in multiples of Re.1 thereafter Additional amount of Rs.1,000 and in multiples of Re.1 thereafter
Plans	The Scheme offers following Plans under Direct Plan and Regular Plan: a) Growth Plan b) Income Distribution cum Capital Withdrawal Plan


Risk factors: The scheme invests in equity instrument and hence carries risk inherent in equities. Trading volumes, settlement periods and transfer procedures may restrict the liquidity of the investments. Investment in Money Market is subject to liquidity, credit, interest rate & reinvestment risk. For further Scheme specific risk factors, please refer the scheme information document.

BSE Disclaimer: It is to be distinctly understood that the permission given by BSE Ltd. should not in any ways be deemed or construed that the SID has been cleared or approved by BSE Ltd. nor does it certify the correctness or completeness of any of the contents of the SID. The investors are advised to refer to the SID for the full text of the Disclaimer clause of the BSE Ltd.

Disclaimers

The information herein is meant only for general reading purposes and the views being expressed only constitute opinions and therefore cannot be considered as guidelines, recommendations or as a professional guide for the readers. Certain factual and statistical information (historical) pertaining to Industry and markets have been obtained from independent third-party sources, which are deemed to be reliable. It may be noted that since Nippon Life India Asset Management Limited (NAM India) has not independently verified the accuracy or authenticity of such information or data, or for that matter the reasonableness of the assumptions upon which such data and information has been processed or arrived at; NAM India does not in any manner assures the accuracy or authenticity of such data and information. Some of the statements & assertions contained in these materials may reflect NAM India's views or opinions, which in turn may have been formed on the basis of such data or information.

Before making any investments, the readers are advised to seek independent professional advice, verify the contents in order to arrive at an informed investment decision. None of the Sponsor, the Investment Manager, the Trustee, their respective directors, employees, associates or representatives shall be liable in any way for any direct, indirect, special, incidental, consequential, punitive or exemplary damages, including on account of lost profits arising from the information contained in this material.



Mutual Fund investments are subject to market risks, read all scheme related documents carefully.