

PARTICIPATE IN **INDIA'S** **BANKING & PSU** SPACE

Investment Horizon: 2 - 3 years

Nippon India Banking & PSU Debt Fund

(An open ended debt scheme predominantly investing in Debt instruments of banks, Public Sector Undertakings, Public Financial Institutions and Municipal Bonds. Relatively High interest rate risk and moderate Credit Risk)

Fund aims to invest in**

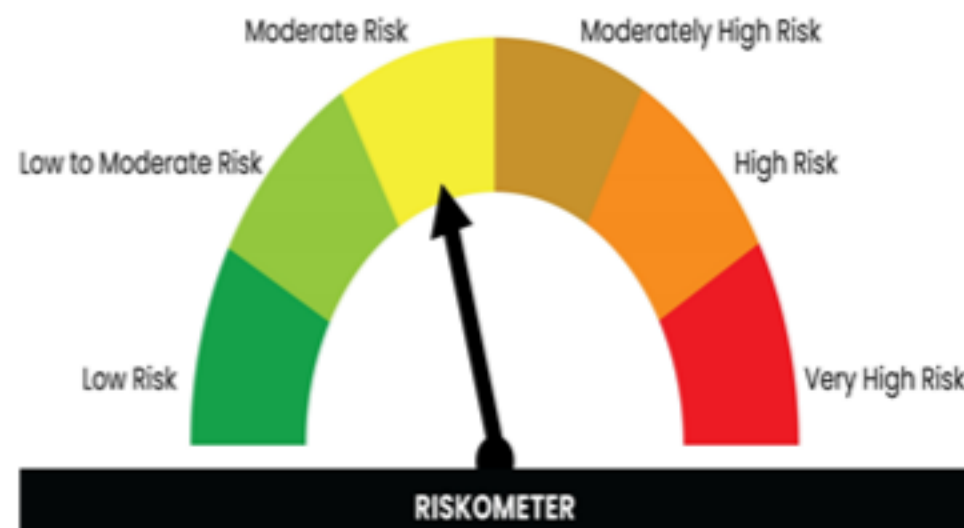
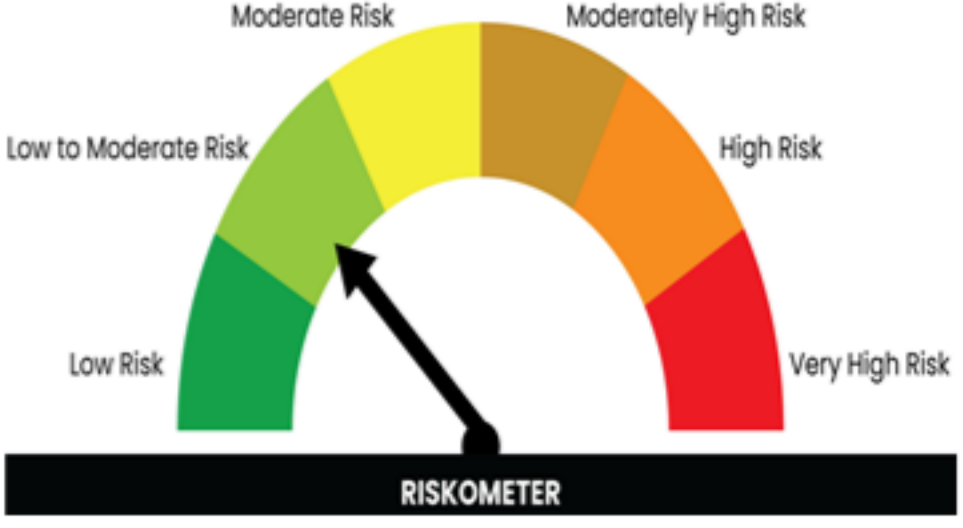
- AAA PSU/Banking space predominantly
- Good credit quality portfolio that focuses on short to medium end of the yield curve
- Capitalize on the advantage of steepening of the yield curve

**As per current investment strategy. It may vary as per market conditions.

Contact your Mutual Fund Distributor | Visit mf.nipponindiaim.com

Call 1860 266 0111#, 91-22-6925 9696# (For investors outside India)

*Charges applicable.

| Product label | | Potential Risk Class | | |
|---|---|---|---|--|
| <p>This product is suitable for investors who are seeking*</p> <ul style="list-style-type: none"> • Income over short to medium term • Investments in debt and money market instruments of various maturities, consisting predominantly of securities issued by Banks, Public Sector undertakings, Public Financial Institutions & Municipal Bonds <p>*Investors should consult their financial advisors if in doubt about whether the product is suitable for them.</p> | <p>Nippon India Banking & PSU Debt Fund</p>  <p>Investors understand that their principal will be at Moderate risk</p> | <p>CRISIL Banking and PSU Debt A-II Index</p>  <p>Benchmark Riskometer is at Low to Moderate risk</p> | <p>Credit Risk →</p> <p>Relatively Low (Class A)</p> <p>Moderate (Class B)</p> <p>Relatively High (Class C)</p> | |
| | | | | |
| | | | | |
| | | | | |
| | | | | |

Mutual Fund investments are subject to market risks, read all scheme related documents carefully.

Nippon India Banking & PSU Debt Fund (NIBPDF), Predominantly invests in Debt instruments of banks, Public Sector Undertakings, Public Financial Institutions and Municipal Bonds.

Portfolio Characteristics

- ❖ **Asset Profile:**
 - ~80% investments in bonds & CDs/CPs issued by Banks, PSUs & Public Financial Institutions and Municipal Bonds
 - Rest of the investments (~20%) in G-Secs/SDLs and other debt/money market securities
- ❖ **Rating Profile:** 100% in AAA/A1+ assets
- ❖ **Duration Profile:** In view of the current market scenario, the fund would endeavour to run a duration of 1 - 5 yrs through investments in the above mentioned securities whose duration individually may vary upto 10 yrs

Current Investment Philosophy

- Aims to capture short to medium end of the yield curve & endeavors to give returns with moderate volatility
- **Aims to generate capital gains in the portfolio** by maintaining a duration of 1 - 5 yrs
- Credit profile skewed towards **good quality** to enable a healthy risk return ratio
- Tactically use of upto 10 years GSecs/SDLs/AAA Bonds to generate alpha
- The right blend of asset class, credit profile & duration, makes a strong case for investment, given moderate volatility expectation and potential benefit a downward correction in the high grade corporate bond yield curve from

Note: Above mentioned current investment strategy is based on the prevailing market conditions and is subject to change within the limits of the SID basis the Fund manager's view.

Suitability

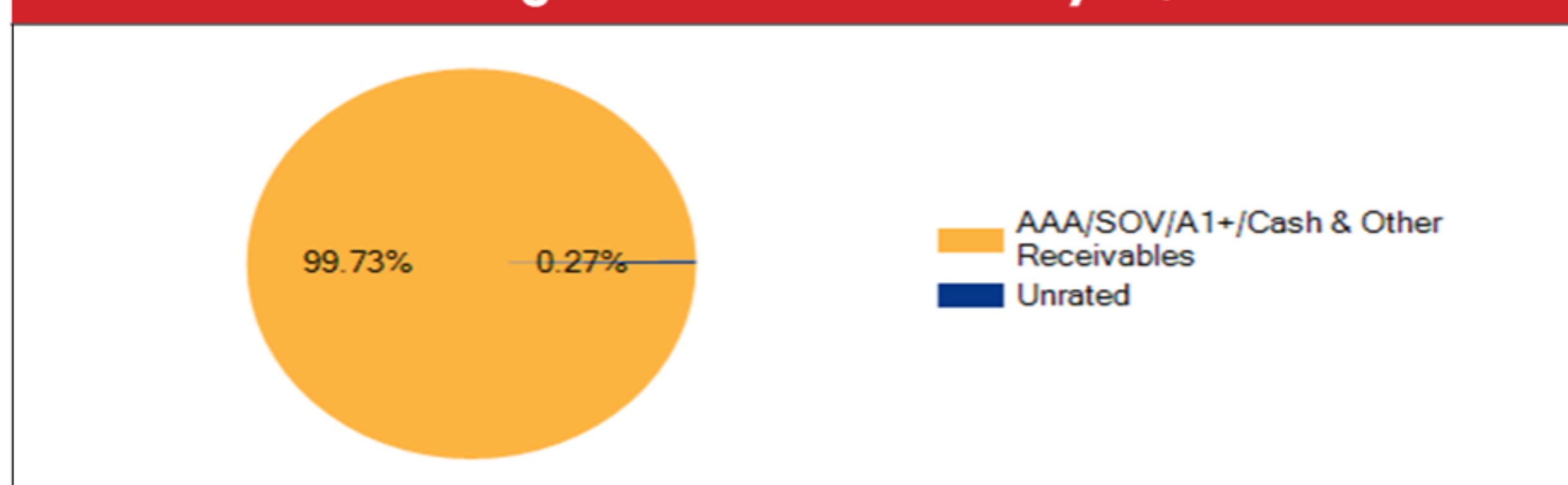
- ❖ Ideal for investors with appetite for moderate volatility in the markets
- ❖ In the current market scenario, we believe investment horizon should be at least 2 - 3 years

| | |
|---|---|
| Inception Date | May 15, 2015 |
| Fund Manager# | Pranay Sinha, Vivek Sharma |
| Minimum Application Amount | Rs. 5,000 & in multiples of Re.1 thereafter |
| Benchmark | CRISIL Banking and PSU Debt A-II Index |
| Month end AUM as on February 28, 2025 | Rs. 5,708.45 Crs |
| Plans & Options | i) Growth Plan/Direct Plan - Growth Plan: (i) Growth Option ii) a) IDCW Plan/ Direct Plan - IDCW Plan -IDCW Option b) IDCW Plan/ Direct Plan - IDCW Plan with the frequency of Weekly, Monthly, Quarterly) Both the above mentioned IDCW plan/ Direct Plan - IDCW Plan offers Payout of IDCW and Reinvestment of IDCW. |
| Exit Load ** (** If charged, the same shall be credited to the scheme immediately net of goods & service tax, if any) | Nil |

Kinjal Desai : Dedicated Fund Manager for Overseas Investments

Note- IDCW: Income Distribution cum capital withdrawal Options/Plans.

Rating Profile as on February 28, 2025

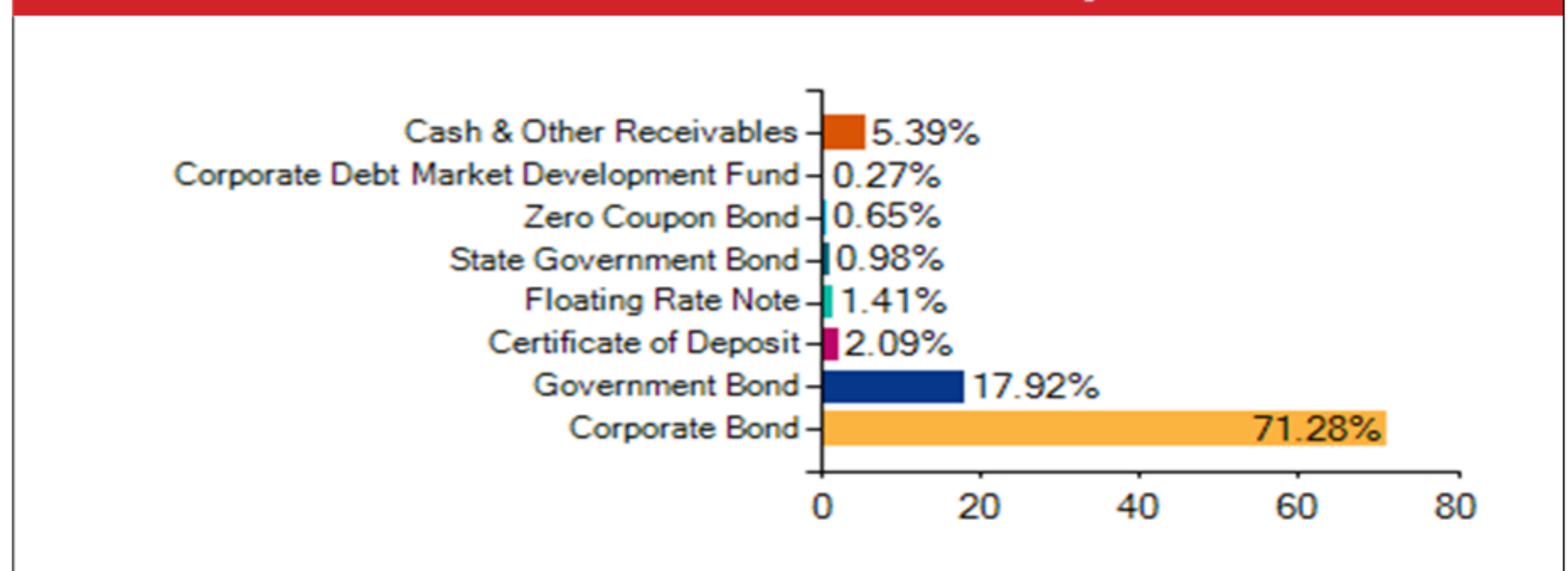


Scheme Attributes as on February 28, 2025

| | |
|----------------------------------|------------|
| Weighted Average YTM | 7.37% |
| Weighted Average Maturity | 5.27 Years |
| Modified Duration | 3.82 Years |

*In case of semi annual YTM, it has been annualised

Asset Allocation as on February 28, 2025



Portfolio as on February 28, 2025

| Company/Issuer | Rating | % of Assets |
|---|-----------------------|-------------|
| Certificate of Deposit | | |
| HDFC Bank Limited | CARE A1+ | 0.84% |
| Canara Bank | CRISIL A1+ | 0.82% |
| Punjab National Bank | CRISIL A1+ | 0.44% |
| Corporate Bond | | |
| 71.28% | | |
| National Bank For Agriculture and Rural Development | CRISIL AAA | 8.96% |
| Indian Railway Finance Corporation Limited | CRISIL AAA | 8.69% |
| Small Industries Dev Bank of India | CRISIL AAA/ICRA AAA | 8.06% |
| Power Finance Corporation Limited | CRISIL AAA | 7.72% |
| REC Limited | CRISIL AAA/ICRA AAA | 6.38% |
| National Housing Bank | CRISIL AAA/CARE AAA | 5.7% |
| Power Grid Corporation of India Limited | CRISIL AAA/CRISIL AAA | 4.14% |
| HDFC Bank Limited | CRISIL AAA | 3.35% |
| State Bank of India BASEL III | CRISIL AAA | 2.42% |
| SBI General Insurance Company Limited | CRISIL AAA | 1.94% |
| Nuclear Power Corporation Of India Limited | ICRA AAA | 1.77% |
| ICICI Bank Limited | ICRA AAA | 1.7% |
| HDFC Bank Limited BASEL III | CRISIL AAA | 1.51% |
| Export Import Bank of India | CRISIL AAA | 1.32% |
| Mahindra & Mahindra Financial Services Limited | CRISIL AAA | 1.31% |
| Bajaj Finance Limited | CRISIL AAA | 0.88% |
| India Infradebt Limited (India Infradebt Limited) | CRISIL AAA | 0.88% |
| Tata Capital Limited | CRISIL AAA | 0.88% |
| Bank of Baroda | CRISIL AAA | 0.87% |
| HDFC Life Insurance Company Limited | CRISIL AAA | 0.87% |
| Kotak Mahindra Prime Limited | CRISIL AAA | 0.7% |
| Bajaj Housing Finance Limited | CRISIL AAA | 0.45% |
| ONGC Petro Additions Limited | ICRA AAA(CE) | 0.44% |
| NTPC Limited | CRISIL AAA | 0.35% |
| Hindustan Petroleum Corporation Limited | CRISIL AAA | 0.01% |
| NHPC Limited | CARE AAA | 0% |
| National Highways Authority Of India | CRISIL AAA | 0% |
| Floating Rate Note | | |
| 1.41% | | |
| Power Finance Corporation Limited | CRISIL AAA | 1.41% |
| Government Bond | | |
| 17.92% | | |
| Government of India | SOV | 17.92% |
| State Government Bond | | |
| 0.98% | | |
| State Government Securities | SOV | 0.98% |

| | | |
|--|----------|--------------|
| Zero Coupon Bond | | 0.65% |
| National Highways Infra Trust | CARE AAA | 0.65% |
| Corporate Debt Market Development Fund | | 0.27% |
| Corporate Debt Market Development Fund Class A2 | | 0.27% |
| Cash & Other Receivables | | 5.39% |
| Grand Total | | 100% |

Risk factors: Trading volumes and settlement periods may restrict liquidity in debt investments. Investment in Debt is subject to price, credit, and interest rate risk. The NAV of the Scheme may be affected, inter alia, by changes in the market conditions, interest rates, trading volumes, settlement periods and transfer procedures. The NAV may also be subjected to risk associated with investment in derivatives, foreign securities or script lending as may be permissible by the Scheme Information Document.

Disclaimers:

The information herein above is meant only for general reading purposes and the views being expressed only constitute opinions and therefore cannot be considered as guidelines, recommendations or as a professional guide for the readers. Before making any investments, the readers are advised to seek independent professional advice, verify the contents in order to arrive at an informed investment decision. None of the Sponsor, the Investment Manager, the Trustee, their respective directors, employees, associates or representatives shall be liable in any way for any direct, indirect, special, incidental, consequential, punitive or exemplary damages, including on account of lost profits arising from the information contained in this material.



Mutual Fund Investments are subject to market risks, read all scheme related documents carefully.