

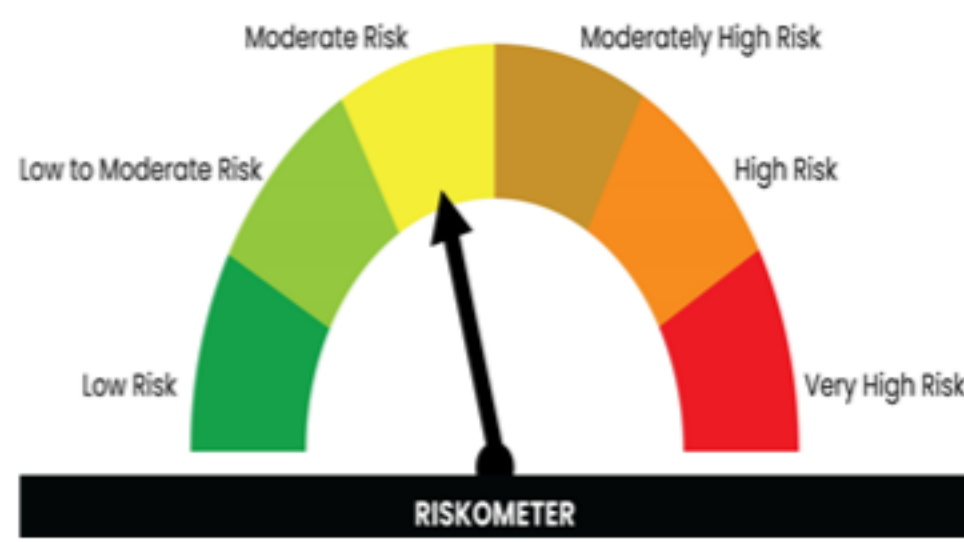

Nippon India Corporate Bond Fund

(An open ended debt scheme predominantly investing in AA+ and above rated corporate bonds. Relatively High interest rate risk and moderate Credit Risk)

Investment Horizon: 2 – 3 Years

Contact your Mutual Fund Distributor | Call 1860 266 0111#,
91-22-6925 9696# (For investors outside India) |
Visit mf.nipponindiaim.com

#Charges applicable.

| Product label | | Potential Risk Class | | | | | | | | | | | | | | | | | | | | | |
|--|---|---|---|---------------------------|--------------------------|--------------------|---------------------------|----------------------|--|--|--|--------------------------|--|--|--|---------------------|--|--|--|-----------------------------|--|-------|--|
| <p>This product is suitable for investors who are seeking*</p> <ul style="list-style-type: none"> Income over medium term Investment predominantly in AA+ and above rated corporate bonds <p>*Investors should consult their financial advisors if in doubt about whether the product is suitable for them.</p> | <p>Nippon India Corporate Bond Fund</p>  <p>Investors understand that their principal will be at Moderate risk</p> | <p>NIFTY Corporate Bond Index A-II</p>  <p>Benchmark Riskometer is at Moderate risk</p> | <table border="1"> <tr> <td>Credit Risk →</td> <td>Relatively Low (Class A)</td> <td>Moderate (Class B)</td> <td>Relatively High (Class C)</td> </tr> <tr> <td>Interest Rate Risk ↓</td> <td></td> <td></td> <td></td> </tr> <tr> <td>Relatively Low (Class I)</td> <td></td> <td></td> <td></td> </tr> <tr> <td>Moderate (Class II)</td> <td></td> <td></td> <td></td> </tr> <tr> <td>Relatively High (Class III)</td> <td></td> <td>B-III</td> <td></td> </tr> </table> | Credit Risk → | Relatively Low (Class A) | Moderate (Class B) | Relatively High (Class C) | Interest Rate Risk ↓ | | | | Relatively Low (Class I) | | | | Moderate (Class II) | | | | Relatively High (Class III) | | B-III | |
| | Credit Risk → | Relatively Low (Class A) | Moderate (Class B) | Relatively High (Class C) | | | | | | | | | | | | | | | | | | | |
| | Interest Rate Risk ↓ | | | | | | | | | | | | | | | | | | | | | | |
| | Relatively Low (Class I) | | | | | | | | | | | | | | | | | | | | | | |
| | Moderate (Class II) | | | | | | | | | | | | | | | | | | | | | | |
| Relatively High (Class III) | | B-III | | | | | | | | | | | | | | | | | | | | | |
| | | | | | | | | | | | | | | | | | | | | | | | |
| | | | | | | | | | | | | | | | | | | | | | | | |
| | | | | | | | | | | | | | | | | | | | | | | | |
| | | | | | | | | | | | | | | | | | | | | | | | |

About Nippon India Corporate Bond Fund

The fund seeks to benefit from opportunities available in the corporate bond market space at different points in time. It invests based on short to medium term interest rate view and shape of the yield curve. The fund would also endeavor to enhance the yield of the portfolio by investing into AAA's Corporate securities and selective high-grade structured assets.

Current Investment Strategy

- ❖ The Fund endeavors to invest in 100% Sov / AAA rated instruments
- ❖ Investments are steered by credit quality, liquidity, interest rate scenario and fund manager's views
- ❖ Selective exposure to high yielding / structured instruments with an endeavor to enhance overall gross yield
- ❖ These assets also provide capital gains as they roll down to lower maturity
- ❖ The fund endeavors to maintain moderate portfolio duration between 1.25 - 5 years

Note: Above mentioned current investment strategy is based on the prevailing market conditions and is subject to change within the limits of the SID basis the fund manager's view.

Investment Horizon

Ideal for Investors having short term investment horizon of 2-3 Years and moderate risk appetite.

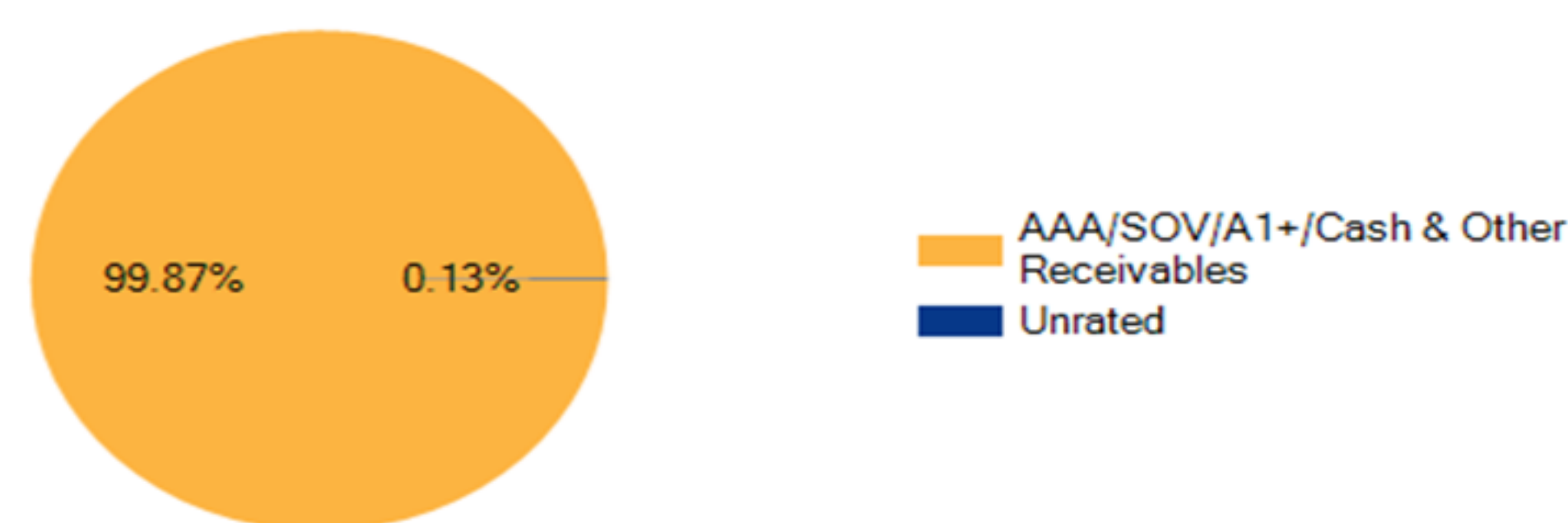
Scheme Features

| | |
|--|--|
| Inception Date | September 14, 2000 |
| Fund Manager[#] | Vivek Sharma |
| Benchmark | NIFTY Corporate Bond Index A-II |
| Minimum Application Amount | Growth Plan: Rs. 1,000 & in multiples of Re. 1 thereafter IDCW Plan: Rs. 5,000 & in multiples of Re. 1 thereafter |
| Month end AUM as on December 31, 2024 | Rs. 6,566.18Cr |
| Plans & Options | i) Growth Plan/Direct Plan - Growth Plan: Growth Option ii) a) IDCW Plan/ Direct Plan - IDCW Plan - IDCW Option b) IDCW Plan/ Direct Plan - IDCW Plan with the frequency of Daily, Weekly, Monthly, Quarterly) Both the above mentioned IDCW plan/ Direct Plan - IDCW Plan offers Payout of IDCW and Reinvestment of IDCW facility, while only the daily option offers reinvestment of IDCW facility. |
| Exit Load | Nil |

#Kinjal Desai: Dedicated Fund Manager for Overseas Investments

Note- IDCW: Income Distribution cum capital withdrawal Options/ Plans.

Rating Profile as on December 31, 2024

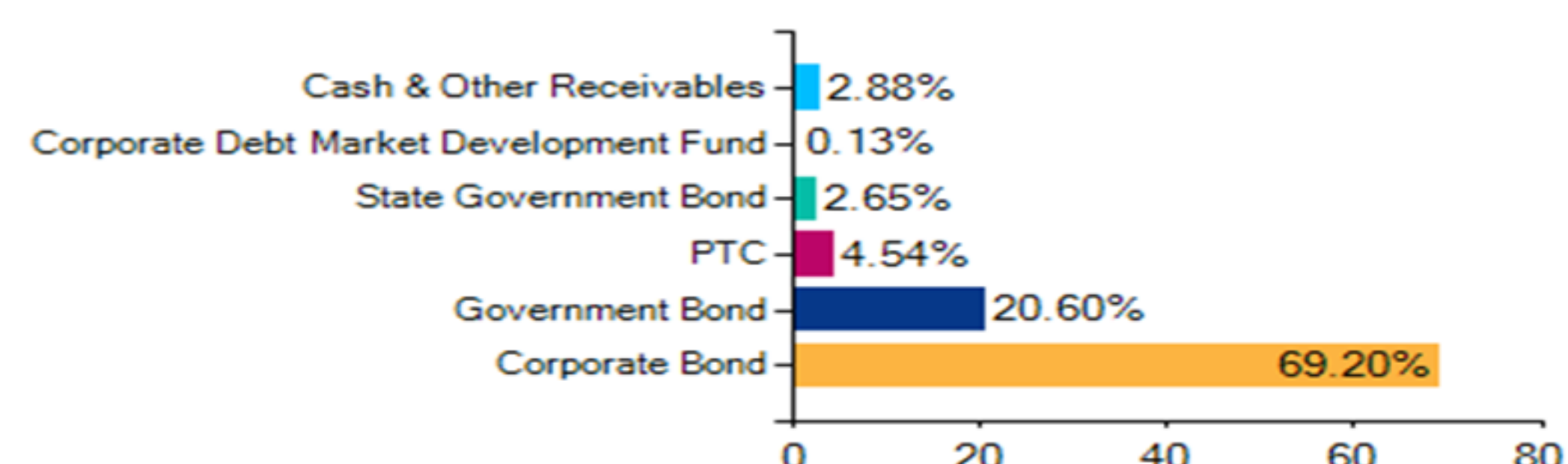


Scheme Attributes as on December 31, 2024

| | |
|----------------------------------|------------|
| Weighted Average YTM* | 7.46% |
| Weighted Average Maturity | 5.48 Years |
| Modified Duration | 4.07 Years |

*In case of semi annual YTM, it has been annualised

Asset Allocation as on December 31, 2024



Portfolio as on December 31, 2024

| Company/Issuer | Rating | % of Assets |
|--|---------------------|--------------|
| Corporate Bond | | 69.2% |
| National Bank For Agriculture and Rural Development | ICRA AAA/CRISIL AAA | 7.3% |
| Small Industries Dev Bank of India | ICRA AAA/CRISIL AAA | 7% |
| REC Limited | ICRA AAA/CRISIL AAA | 6.92% |
| Power Finance Corporation Limited | CRISIL AAA | 4.96% |
| LIC Housing Finance Limited | CRISIL AAA | 4.89% |
| Summit Digital Infrastructure Limited (BROOKFIELD GROUP) | CRISIL AAA | 4.55% |
| Tata Capital Housing Finance Limited | CRISIL AAA | 3.83% |
| Bajaj Housing Finance Limited | CRISIL AAA | 3.7% |
| Indian Railway Finance Corporation Limited | CRISIL AAA | 3.18% |
| State Bank of India BASEL III | CRISIL AAA | 2.25% |
| Embassy Office Parks REIT (Blackstone group (Exposure to the NCDs issued by REIT)) | CRISIL AAA | 2.06% |
| Bajaj Finance Limited | CRISIL AAA | 1.69% |
| Export Import Bank of India | CRISIL AAA | 1.67% |
| Tata Capital Limited | CRISIL AAA | 1.62% |
| Nexus Select Trust - REIT | CRISIL AAA | 1.6% |
| Jamnagar Utilities & Power Private Limited (Mukesh Ambani Group) | CRISIL AAA | 1.54% |
| HDB Financial Services Limited | CRISIL AAA | 1.53% |
| Mahindra & Mahindra Financial Services Limited | CRISIL AAA | 1.23% |
| Highways Infrastructure Trust (KKR GROUP) | CRISIL AAA | 1.15% |
| ICICI Home Finance Company Limited | ICRA AAA | 0.92% |
| Bank of Baroda | CRISIL AAA | 0.76% |
| Kotak Mahindra Prime Limited | CRISIL AAA | 0.76% |
| Mindspace Business Parks REIT (K RAHEJA CORP GROUP) | CRISIL AAA | 0.69% |
| National Housing Bank | CRISIL AAA | 0.54% |
| India Grid Trust InvIT Fund (India Grid Trust Group) | CRISIL AAA | 0.45% |

| | | |
|--|----------------------------------|--------------|
| HDFC Bank Limited | CRISIL AAA | 0.44% |
| SBI General Insurance Company Limited | CRISIL AAA | 0.4% |
| Larsen & Toubro Limited | CRISIL AAA | 0.39% |
| Nuclear Power Corporation Of India Limited | ICRA AAA | 0.39% |
| Titan Company Limited | CRISIL AAA | 0.38% |
| NTPC Limited | CRISIL AAA | 0.27% |
| NHPC Limited | CARE AAA | 0.15% |
| Government Bond | | 20.6% |
| Government of India | SOV | 20.6% |
| State Government Bond | | 2.65% |
| State Government Securities | SOV | 2.65% |
| PTC | | 4.54% |
| India Universal Trust | FITCH AAA(SO)/ CRISIL AAA(SO) | 4.54% |
| Corporate Debt Market Development Fund | | 0.13% |
| Corporate Debt Market Development Fund Class A2 | | 0.13% |

| | | |
|-------------------------------------|--|--------------|
| Cash & Other Receivables | | 2.88% |
| Grand Total | | 100% |

Risk factors: Trading volumes and settlement periods may restrict liquidity in debt investments. Investment in Debt is subject to price, credit, and interest rate risk. The NAV of the Scheme may be affected, inter alia, by changes in the market conditions, interest rates, trading volumes, settlement periods and transfer procedures. The NAV may also be subjected to risk associated with investment in derivatives, foreign securities or script lending as may be permissible by the Scheme Information Document.

Disclaimers:

The information herein above is meant only for general reading purposes and the views being expressed only constitute opinions and therefore cannot be considered as guidelines, recommendations or as a professional guide for the readers. Before making any investments, the readers are advised to seek independent professional advice, verify the contents in order to arrive at an informed investment decision.

None of the Sponsor, the Investment Manager, the Trustee, their respective directors, employees, associates or representatives shall be liable in any way for any direct, indirect, special, incidental, consequential, punitive or exemplary damages, including on account of lost profits arising from the information contained in this material.



Mutual Fund Investments are subject to market risks, read all scheme related documents carefully.