

Nippon India Corporate Bond Fund


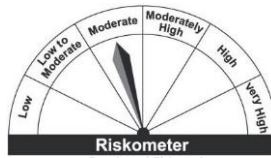
(An open ended debt scheme predominantly investing in AA+ and above rated corporate bonds. Relatively High interest rate risk and moderate Credit Risk)

Investment Horizon: 2 – 3 Years

Contact your Mutual Fund Distributor | Call 1860 266 0111#,
91-22-6925 9696# (For investors outside India) |

Visit mf.nipponindiaim.com

*Charges applicable.

Product label			Potential Risk Class																				
<p>This product is suitable for investors who are seeking*</p> <ul style="list-style-type: none"> Income over medium term Investment predominantly in AA+ and above rated corporate bonds <p>*Investors should consult their financial advisors if in doubt about whether the product is suitable for them.</p>	<p>Nippon India Corporate Bond Fund</p>  <p>Riskometer</p> <p>Investors understand that their principal will be at Moderate risk</p>	<p>NIFTY Corporate Bond Index B-III</p>  <p>Riskometer</p> <p>Benchmark Riskometer is at Moderate risk</p>	<table> <tr> <th>Credit Risk →</th><th>Relatively Low (Class A)</th><th>Moderate (Class B)</th><th>Relatively High (Class C)</th></tr> <tr> <th>Interest Rate Risk ↓</th><td></td><td></td><td></td></tr> <tr> <td>Relatively Low (Class I)</td><td></td><td></td><td></td></tr> <tr> <td>Moderate (Class II)</td><td></td><td></td><td></td></tr> <tr> <td>Relatively High (Class III)</td><td></td><td>B-III</td><td></td></tr> </table>	Credit Risk →	Relatively Low (Class A)	Moderate (Class B)	Relatively High (Class C)	Interest Rate Risk ↓				Relatively Low (Class I)				Moderate (Class II)				Relatively High (Class III)		B-III	
Credit Risk →	Relatively Low (Class A)	Moderate (Class B)	Relatively High (Class C)																				
Interest Rate Risk ↓																							
Relatively Low (Class I)																							
Moderate (Class II)																							
Relatively High (Class III)		B-III																					

Mutual Fund investments are subject to market risks, read all scheme related documents carefully.

About Nippon India Corporate Bond Fund

The fund seeks to benefit from opportunities available in the corporate bond market space at different points in time. It invests based on short to medium term interest rate view and shape of the yield curve. The fund would also endeavor to enhance the yield of the portfolio by investing into AAA's Corporate securities and selective high-grade structured assets.

Current Investment Strategy

- ❖ The Fund endeavors to invest in 100% Sov / AAA rated instruments
- ❖ Investments are steered by credit quality, liquidity, interest rate scenario and fund manager's views
- ❖ Selective exposure to high yielding / structured instruments with an endeavor to enhance overall gross yield
- ❖ These assets also provide capital gains as they roll down to lower maturity
- ❖ The fund endeavors to maintain moderate portfolio duration between 1.25 - 4 years

Note: Above mentioned current investment strategy is based on the prevailing market conditions and is subject to change within the limits of the SID basis the fund manager's view.

Investment Horizon

Ideal for Investors having short term investment horizon of 2-3 Years and moderate risk appetite.

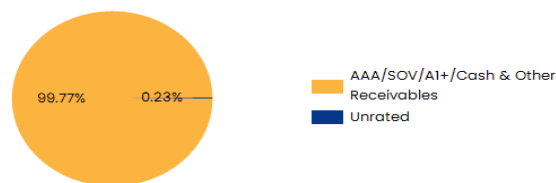
Scheme Features

Inception Date	September 14, 2000
Fund Manager [#]	Vivek Sharma
Benchmark	NIFTY Corporate Bond Index B-III
Minimum Application Amount	Growth Plan: Rs. 1,000 & in multiples of Re. 1 thereafter IDCW Plan: Rs. 5,000 & in multiples of Re. 1 thereafter
Month end AUM as on February 29, 2024	Rs. 2,613.23Cr
Plans & Options	i) Growth Plan/Direct Plan - Growth Plan: Growth Option ii) a) IDCW Plan/ Direct Plan - IDCW Plan - IDCW Option b) IDCW Plan/ Direct Plan - IDCW Plan with the frequency of Daily, Weekly, Monthly, Quarterly) Both the above mentioned IDCW plan/ Direct Plan - IDCW Plan offers Payout of IDCW and Reinvestment of IDCW facility, while only the daily option offers reinvestment of IDCW facility.
Exit Load	Nil

#Kinjal Desai: Dedicated Fund Manager for Overseas Investments

Note- IDCW: Income Distribution cum capital withdrawal Options/ Plans.

Rating Profile as on February 29, 2024

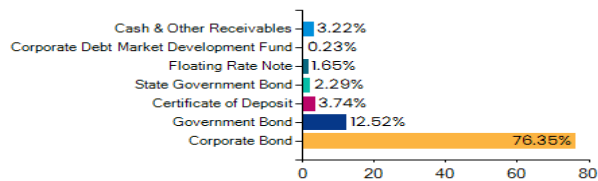


Scheme Attributes as on February 29, 2024

Weighted Average YTM*	7.74%
Weighted Average Maturity	4.12 Years
Modified Duration	3.14 Years

*In case of semi annual YTM, it has been annualised

Asset Allocation as on February 29, 2024



Portfolio as on February 29, 2024

Company/Issuer	Rating	% of Assets
Certificate of Deposit		3.74%
HDFC Bank Limited	CARE A1+	1.87%
Axis Bank Limited	CRISIL A1+	1.87%
Corporate Bond		76.35%
National Bank For Agriculture and Rural Development	CRISIL AAA/ICRA AAA	6.89%
Power Finance Corporation Limited	CRISIL AAA	6.5%
Small Industries Dev Bank of India	ICRA AAA/CRISIL AAA	6.48%
REC Limited	CRISIL AAA	6.14%
Indian Railway Finance Corporation Limited	CRISIL AAA	5.68%
HDFC Bank Limited Basel III	CRISIL AAA	3.86%
SBI General Insurance Company Limited	CRISIL AAA	3.84%
Tata Capital Limited	CRISIL AAA	3.83%
Summit Digitel Infrastructure Limited (BROOKFIELD GROUP)	CRISIL AAA	3.71%
Tata Capital Housing Finance Limited	CRISIL AAA	3.71%
Mahanagar Telephone Nigam Limited	CARE AAA(CE)	2.9%
National Housing Bank	CRISIL AAA	2.87%
Power Grid Corporation of India Limited	CRISIL AAA	2.68%
Grasim Industries Limited	CRISIL AAA	2.29%
Jamnagar Utilities & Power Private Limited (Mukesh Ambani Group)	CRISIL AAA	1.92%
Export Import Bank of India	CRISIL AAA	1.91%
Kotak Mahindra Prime Limited	CRISIL AAA	1.9%
HDB Financial Services Limited	CRISIL AAA	1.86%
Highways Infrastructure Trust (KKR GROUP)	CRISIL AAA	1.44%
NTPC Limited	CRISIL AAA	1.38%
India Grid Trust InvIT Fund (India Grid Trust Group)	CRISIL AAA	1.12%
Larsen & Toubro Limited	CRISIL AAA	0.98%

LIC Housing Finance Limited	CRISIL AAA	0.96%
John Deere Financial India Private Limited (DEERE GROUP)	CRISIL AAA	0.94%
Swarna Tollway Private Limited (MACQUARIE GROUP)	CRISIL AAA	0.57%
Floating Rate Note		1.65%
Varanasi Sangam Expressway Private Limited (G R Infraprojects Limited)	FITCH AAA	1.65%
Government Bond		12.52%
Government of India	SOV	12.52%
State Government Bond		2.29%
State Government Securities	SOV	2.29%
Corporate Debt Market Development Fund		0.23%
Corporate Debt Market Development Fund Class A2		0.23%
Cash & Other Receivables		3.22%
Grand Total		100%

Risk factors: Trading volumes and settlement periods may restrict liquidity in debt investments. Investment in Debt is subject to price, credit, and interest rate risk. The NAV of the Scheme may be affected, inter alia, by changes in the market conditions, interest rates, trading volumes, settlement periods and transfer procedures. The NAV may also be subjected to risk associated with investment in derivatives, foreign securities or script lending as may be permissible by the Scheme Information Document.

Disclaimers:

The information herein above is meant only for general reading purposes and the views being expressed only constitute opinions and therefore cannot be considered as guidelines, recommendations or as a professional guide for the readers. Before making any investments, the readers are advised to seek independent professional advice, verify the contents in order to arrive at an informed investment decision.

None of the Sponsor, the Investment Manager, the Trustee, their respective directors, employees, associates or representatives shall be liable in any way for any direct, indirect, special, incidental, consequential, punitive or exemplary damages, including on account of lost profits arising from the information contained in this material.



Mutual Fund Investments are subject to market risks, read all scheme related documents carefully.