



PAY **Nippon India ELSS Tax Saver Fund** DATE

RUPEES **One Lakh Fifty Thousand Only** OR ORDER

Rs.

| | | |
|-----|---------|--------------|
| CAB | A/c No. | 015405002335 |
|-----|---------|--------------|

"001231" 30

Ab Tax Bachao Aur Growth potential Bhi Pao!

(An open ended equity linked saving scheme with a statutory lock in of 3 years and tax benefit)

- Claim Deduction upto Rs. 1,50,000 u/s 80C@

@To save tax up to Rs 46800 (including applicable cess); Individual and HUF having taxable income of less than Rs 50 Lakhs are entitled to get deduction up to Rs 1.5 Lakhs from their gross total income for investment made under ELSS scheme during the relevant financial year. This deduction is available as per the provision of section 80C of the income tax act 1961. Tax saving will be proportionately reduced subject to the taxable income and investments. Further, investment in ELSS scheme is subject to lock in period of 3 Years from the date of allotment of units. Long term capital gain, if any on ELSS scheme investment is subject to applicable tax at the time of redemption. The tax benefits are as per the current income tax laws and rules. Deduction is available if investor has opted for old tax regime. Investors are advised to consult their tax advisor before investing in such schemes.

Note: Investments in mutual funds should not be construed as a guarantee of any minimum returns. ELSS invests in equity and there is no capital protection guarantee or assurance of any return in mutual fund investment. Kindly consult your financial advisor before investing.

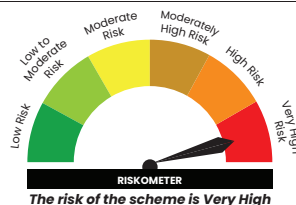
Contact your Mutual Fund Distributor | Visit : mf.nipponindiaim.com, Customer Care : 1860 266 0111#, 91-22-69259696# (For investors outside India)

This product is suitable for investors who are seeking*

- Long term capital growth.
- Investment in equity and equity related securities.

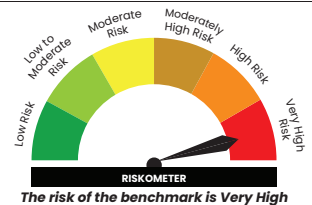
*Investors should consult their financial advisors if in doubt about whether the product is suitable for them.

Nippon India ELSS Tax Saver Fund



The risk of the scheme is Very High






AMFI Tier I Benchmark - Nifty 500 TRI



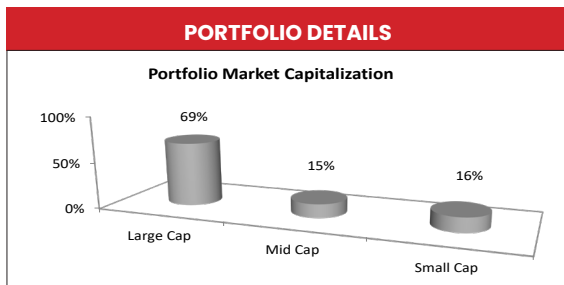
The risk of the benchmark is Very High

#Charges applicable.

| SCHEME DETAILS | |
|---|---|
| Inception Date | • 21st September 2005 |
| Fund Size Month end AUM (Jan 2025) | • Rs. 14,449.23 Crs |
| Scheme Type | • An open ended equity linked saving scheme with a statutory lock in of 3 years and tax benefit |
| Benchmark | • AMFI Tier I Benchmark - Nifty 500 TRI |
| Fund Managers | • Rupesh Patel • Ritesh Rathod (Co - Fund Manager) |
| Entry Load/ Exit Load | • Not Applicable |

| TOP 5 SECTORS | | | | |
|--|--|--|--|--|
|  |  |  |  |  |
| Banks | Finance | IT - Software | Power | Insurance |
| 22.12% | 8.76% | 6.95% | 6.10% | 4.60% |

| CURRENT INVESTMENT PHILOSOPHY |
|---|
| <ul style="list-style-type: none"> The fund focuses on generating optimal risk adjusted returns across market conditions by maintaining a well-diversified portfolio focused on quality and sustainable earnings growth. The fund attempts to follow a bottom-up investment strategy with quality bias having allocations across sectors & market capitalization range. Combination of core and tactical approach. Core of the portfolio to comprise of businesses with compounding characteristics and tactical approach to take advantage of market specific, industry specific or company specific development. Overall attempt is to create a balanced portfolio with an optimal combination of high growth & secular themes. |



| WHY INVEST |
|---|
| <ul style="list-style-type: none"> Fund endeavors to generate sustained long term alpha Portfolio offers optimal mix of cyclical & defensive themes. Tax benefit as per Section 80C of the Income Tax Act, 1961* |
| *Note: Please refer Scheme Information Document (SID) for details. |

| TOP 10 STOCKS | WEIGHT-AGE (%) |
|-----------------------------------|----------------|
| ICICI Bank Limited | 8.32 |
| HDFC Bank Limited | 6.94 |
| Infosys Limited | 5.07 |
| NTPC Limited | 3.25 |
| Larsen & Toubro Limited | 3.21 |
| State Bank of India | 3.21 |
| Axis Bank Limited | 2.93 |
| Bharti Airtel Limited | 2.74 |
| Reliance Industries Limited | 2.71 |
| Power Finance Corporation Limited | 2.66 |

General Disclaimer: Data as on January 31, 2025. Past Performance may or may not be sustained in future. Sector(s)/ Stock(s)/ Issuer(s) mentioned above are for the purpose of disclosure of the portfolio of the scheme(s) and should not be construed as a recommendation. The Fund manager(s) may or may not choose to hold the stock mentioned, from time to time. Investors are requested to consult their financial, tax and other advisors before taking any investment decision(s).

Note: For complete portfolio, please refer website mf.nipponindiaim.com. Current Portfolio Allocation is based on the prevailing market conditions and is subject to changes depending on the fund manager's view of the equity markets. Sector(s) / Stock(s) / Issuer(s) mentioned above are for the purpose of disclosure of the portfolio of the Scheme(s) and should not be construed as recommendation.

| SCHEME PERFORMANCE SUMMARY (as on January 31, 2025) | | | | | | | | |
|---|-------------|-------------|-------------|--------------------------------------|-------------|-------------|-----------------|-------------|
| Nippon India ELSS Tax Saver Fund | | | | | | | | |
| Fund / Benchmark (Value of ₹10,000 invested) | 1 Year | | 3 Years | | 5 Years | | Since Inception | |
| | Amount in ₹ | Returns (%) | Amount in ₹ | Returns (%) | Amount in ₹ | Returns (%) | Amount in ₹ | Returns (%) |
| NAV as on January 31, 2025: ₹117.3857 | | | | | | | | |
| Nippon India ELSS Tax Saver Fund - Regular | | | | Inception Date : Sep 21, 2005 | | | | |
| Nippon India ELSS Tax Saver Fund | 11,019 | 10.16 | 15,181 | 14.91 | 21,474 | 16.50 | 1,17,386 | 13.55 |
| B:Nifty 500 TRI | 11,006 | 10.03 | 14,916 | 14.24 | 23,054 | 18.16 | 1,19,530 | 13.66 |
| AB:BSE Sensex TRI | 10,934 | 9.32 | 13,883 | 11.55 | 20,223 | 15.11 | 1,17,975 | 13.58 |
| NAV as on January 31, 2025: ₹128.4390 | | | | | | | | |
| Nippon India ELSS Tax Saver Fund - Direct | | | | Inception Date : Jan 1, 2013 | | | | |
| Nippon India ELSS Tax Saver Fund | 11,092 | 10.89 | 15,500 | 15.71 | 22,241 | 17.32 | 52,049 | 14.62 |
| B:Nifty 500 TRI | 11,006 | 10.03 | 14,916 | 14.24 | 23,054 | 18.16 | 51,549 | 14.53 |
| AB:BSE Sensex TRI | 10,934 | 9.32 | 13,883 | 11.55 | 20,223 | 15.11 | 46,309 | 13.52 |
| Fund Manager: Rupesh Patel (Since Jul 2021); Ritesh Rathod (Co - Fund Manager) | | | | | | | | |

| PERFORMANCE OF OTHER OPEN ENDED SCHEMES MANAGED BY THE SAME FUND MANAGERS (as on January 31, 2025) | | | | | | | | | | |
|--|---------------|-------------|-----------|----------------|-------------|-----------|----------------|-------------|-----------|--|
| Fund Manager: Rupesh Patel | | | | | | | | | | |
| Scheme Name/s | CAGR % | | | | | | | | | |
| | 1 Year Return | | | 3 Years Return | | | 5 Years Return | | | |
| | Regular Plan | Direct Plan | Benchmark | Regular Plan | Direct Plan | Benchmark | Regular Plan | Direct Plan | Benchmark | |
| Nippon India Growth Fund | 15.13 | 16.06 | 11.57 | 22.39 | 23.37 | 21.09 | 25.54 | 26.51 | 25.37 | |

Note:
 a. Mr. Rupesh Patel manages 2 open-ended schemes of Nippon India Mutual Fund .
 b. In case the number of schemes managed by a fund manager is more than six, in the performance data of other schemes, the top 3 and bottom 3 schemes managed by fund manager has been provided herein.
 c. Period for which scheme's performance has been provided is computed basis last day of the month-end preceding the date of advertisement
 d. Different plans shall have a different expense structure. The performance details provided herein are of Growth Plan (Direct & Regular Plan).

Co- Fund Manager: Ritesh Rathod

Note:
 a. Mr. Ritesh Rathod manages 1 open-ended schemes of Nippon India Mutual Fund .
 b. In case the number of schemes managed by a fund manager is more than six, in the performance data of other schemes, the top 3 and bottom 3 schemes managed by fund manager has been provided herein.
 c. Period for which scheme's performance has been provided is computed basis last day of the month-end preceding the date of advertisement
 d. Different plans shall have a different expense structure. The performance details provided herein are of Growth Plan (Direct & Regular Plan).

Note: Performance as on January 31, 2025 | B: Benchmark, AB: Additional Benchmark, TRI: Total Return Index

Past performance may or may not be sustained in future and the same may not necessarily provide the basis for comparison with other investment. Performance of the schemes (wherever provided) are calculated basis CAGR for the past 1 year, 3 years, 5 years and since inception. In case, the start/end date of the concerned period is non-business day (NBD), the NAV of the previous date is considered for computation of returns. Schemes which have not completed one year, performance details for the same are not provided. Performance details of closed ended schemes are not provided since these are not comparable with other schemes. TRI - Total Returns Index reflects the returns on the index arising from (a) constituent stock price movements and (b) dividend receipts from constituent index stocks, thereby showing a true picture of returns. In the performance of other open ended schemes managed by the fund managers, the performance of the equity schemes is benchmarked to the Total Return variant of the Index.

SIP PERFORMANCE OF EQUITY SCHEMES (as on January 31, 2025)

| Nippon India ELSS Tax Saver Fund (Regular Plan) | | | | | | |
|---|-----------------|-----------|-----------|----------|----------|----------|
| Period | Since Inception | 15 Years | 10 Years | 5 Years | 3 Years | 1 Year |
| Total Amount Invested (₹) | 23,30,000 | 18,00,000 | 12,00,000 | 6,00,000 | 3,60,000 | 1,20,000 |
| Market Value (₹) | 1,02,00,119 | 54,14,482 | 23,35,331 | 9,69,852 | 4,59,882 | 1,16,958 |
| Scheme Return (%) | 13.53 | 13.53 | 12.82 | 19.44 | 16.80 | -4.87 |
| B: Nifty 500 TRI Return (%) | 13.72 | 14.56 | 15.58 | 18.42 | 16.30 | -2.08 |
| AB: BSE Sensex TRI Return (%) | 12.90 | 13.41 | 14.21 | 14.96 | 12.65 | 1.39 |

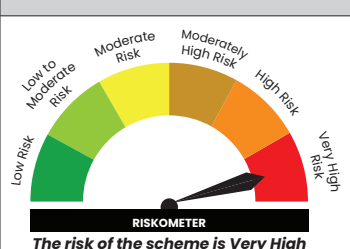
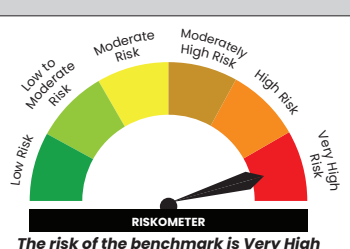
| Nippon India ELSS Tax Saver Fund (Direct Plan) | | | | | |
|--|-----------------|-----------|----------|----------|----------|
| Period | Since Inception | 10 Years | 5 Years | 3 Years | 1 Year |
| Total Amount Invested (₹) | 14,50,000 | 12,00,000 | 6,00,000 | 3,60,000 | 1,20,000 |
| Market Value (₹) | 36,06,079 | 24,35,174 | 9,90,056 | 4,65,124 | 1,17,374 |
| Scheme Return (%) | 14.21 | 13.61 | 20.30 | 17.61 | -4.20 |
| B: Nifty 500 TRI Return (%) | 15.33 | 15.58 | 18.42 | 16.30 | -2.08 |
| AB: BSE Sensex TRI Return (%) | 13.90 | 14.21 | 14.96 | 12.65 | 1.39 |

Inception Date: September 21, 2005.

B: Benchmark, AB: Additional Benchmark, TRI: Total Return Index

TRI - Total Returns Index reflects the returns on the index arising from (a) constituent stock price movements and (b) dividend receipts from constituent index stocks, thereby showing a true picture of returns.

Disclaimer: Past performance may or may not be sustained in the future. Returns on SIP and Benchmark are annualised and cumulative investment return for cash flows resulting out of uniform and regular monthly subscriptions have been worked out on excel spreadsheet function known as XIRR. It is assumed that a SIP of Rs. 10,000/- each executed on 10th of every month for Growth Plan (Direct & Regular Plan) has been taken into consideration including the first installment. It may please be noted that load has not been taken into consideration. The amounts invested in SIP and the market values of such investments at respective periodic intervals thereof are simulated for illustrative purposes for understanding the concept of SIP. This illustration should not be construed as a promise, guarantee on or a forecast of any minimum returns. The Mutual Fund or the Investment Manager does not assure any safeguard of capital and the illustrated returns are not necessarily indicative of future results and may not necessarily provide a basis for comparison with other investments. SIP does not guarantee or assure any protection against losses in declining market conditions.

| PRODUCT LABELS | | | |
|---|---|---|---|
| Name of Scheme & Benchmark | This product is suitable for investors who are seeking*: | Fund Riskometer | Benchmark Riskometer |
| <p>Nippon India Growth Fund (Mid Cap Fund- An open ended equity scheme predominantly investing in mid cap stocks)</p> <p>Benchmark: AMFI Tier I Benchmark - NIFTY Midcap 150 TRI</p> | <ul style="list-style-type: none"> • Long term capital growth • Investment in equity and equity related instruments through a research based approach |  <p>The risk of the scheme is Very High</p> |  <p>The risk of the benchmark is Very High</p> |

Mutual Fund Investments are subject to market risks, read all scheme related documents carefully.