



Nippon India ETF BSE Sensex

(An Open Ended Index Exchange Traded Fund)

Product label		
<p>This product is suitable for investors who are seeking*:</p> <ul style="list-style-type: none"> • Long-term capital growth • Investment in equity and equity related securities and portfolios replicating the composition of BSE Sensex Index, subject to tracking errors. <p>*Investors should consult their financial advisors if in doubt about whether the product is suitable for them.</p>	Scheme Riskometer	Benchmark Riskometer
	<p>Nippon India ETF BSE Sensex</p>  <p style="text-align: center;">RISKOMETER The risk of the scheme is Very High</p>	<p>BSE Sensex TRI</p>  <p style="text-align: center;">RISKOMETER The risk of the benchmark is Very High</p>

Contents	
Why Equity ETF?	Page 2
Strategies used through Index based Equity ETFs	Page 2
Transaction Options available for investors	Page 2
Creation Unit Size	Page 2
Nippon India ETF BSE Sensex - Investment Objective & Positioning	Page 3
Benefits of Nippon India ETF BSE Sensex	Page 3
About BSE Sensex Index	Page 3
Scheme Portfolio - Nippon India ETF BSE Sensex	Page 4
Scheme Performance of Nippon India ETF BSE Sensex	Page 4
Performance of other open ended schemes managed by the same fund manager	Page 5
Scheme Features Nippon India ETF BSE Sensex	Page 5
Product Label	Page 6
Disclaimers	Page 6

Nippon Life India Asset Management Limited (NAM India) is one of the largest asset managers with more than 30 years of experience in managing wealth of investors with a robust distribution network in India.

To cater to the increasing demand for passive management, we offer a variety of Exchange Traded Funds (ETFs) under "Nippon India ETFs". Currently, we offer twenty equity ETF's – benchmarked against Nifty Bank TRI, Nifty 100 TRI, Nifty 50 TRI, Nifty Midcap 150 TRI, Nifty India Consumption TRI, Nifty Dividend Opportunities 50 TRI, Nifty 50 Value 20 TRI, Nifty Next 50 TRI, Nifty Infrastructure TRI, Nifty50 Shariah TRI, Nifty PSU bank TRI, Nifty CPSE TRI, Nifty IT TRI, Nifty Pharma TRI, Hang Seng TRI, BSE Sensex TRI, BSE Sensex Next 50 TRI, Nifty Auto TRI & BSE Sensex Next 30 TRI, Nifty India Manufacturing TRI; four debt ETFs - benchmarked against Nifty 8-13 yr G- Sec Index, Nifty 5 Yr Benchmark G-Sec Index & Nifty 1D Rate Index in money market space and two commodity ETF's – based on domestic prices of Gold and Silver.

Why Equity ETF?

- ▶ **Ease of transaction** - Can be easily bought / sold like any other stock on the exchange through terminals spread across the country
- ▶ **Ease of Liquidity** - Can be bought / sold anytime during market hours (subject to availability of buyer/seller) at prices prevailing in the market. Thus, investor transacts at real-time prices.
- ▶ **Low Cost** - Generally less expensive than investing in multiple individual securities.
- ▶ **Other Special Features**
 - Instant diversification through exposure to a large number of stocks by purchasing as low as 1 unit
 - Buying / selling at close to live price and not end-of-day, also ability to put limit orders
 - Authorised Participants / Large investors can buy directly from the AMC at Live Prices in creation unit sizes^

Strategies used through Index based Equity ETFs

- ▶ **Liquidity Management** - ETFs can be used for a given percentage of each asset class to provide a liquidity buffer across the asset allocation
- ▶ **Portfolio Completion** - ETFs allow investors to gain exposure to an asset class that is under-represented in the asset allocation
- ▶ **Cash Equitization** – ETFs assist in remaining fully invested into equity as per the allocation model, while maintaining liquidity, thus minimizing the cash drag effect on the portfolio
- ▶ **Portfolio Transitions** – Since ETFs are passive funds, they may help maintain market exposure while there are changes in sector/stock allocations in a portfolio, hence avoids the risk of missing any market movement

Transaction Options available for investors

Subscription	Process	Features
Through Stock Exchange	Online Terminal / Stock Broker	<ul style="list-style-type: none"> • Can trade as less as 1 Unit • Unit credit on T+1 • Transaction on Exchange traded price • No paperwork • Transaction on order matching and availability of quotes
Through AMC (Authorized Participants & Large Investors)	Transaction form with requisite documents	<ul style="list-style-type: none"> • Can transact in multiples of creation unit size^ • Transaction in exchange of Portfolio deposit & Cash Component
Redemption	Process	Features
Through Stock Exchange	Online terminal / Stock Broker	<ul style="list-style-type: none"> • Can trade as less as 1 Unit • Amount credited T+1
Through AMC (Authorized Participants & Large Investors)	Redemption Request	<ul style="list-style-type: none"> • Can trade in multiples of creation unit size^ • Transaction in exchange of Portfolio deposit & Cash Component

Creation Unit Size

Creation Unit size is the minimum denomination of unit that can be directly purchased/redeemed from AMC

Tradable Unit	Composition	Creation Unit Size^	NAV Value (Rs.)*	Approx. Basket Value (Rs.)*
1 Unit Nippon India ETF BSE Sensex	~ 1/100 of BSE Sensex Index	10,000 units of Nippon India ETF BSE Sensex	855.53	85,55,300

*Data as of 29th May, 2026 taken as reference value

Importance of Creation Unit Size

- In case of non-availability of sizeable quote, Investors can transact with the AMC in creation unit lots^
- Investors can transact both in form of cash or stock basket comprising the index
- Units are created at live NAV price plus expenses

Nippon India ETF BSE Sensex

About Nippon India ETF BSE Sensex

- Nippon India ETF BSE Sensex is an Exchange Traded Fund (ETF) listed on BSE
- Nippon India ETF BSE Sensex invests into BSE Sensex Index companies only, in the same proportion as the underlying index
- The BSE SENSEX is the oldest and one of the most prominent broad based benchmark in India & was launched in January 1986.
- Base date 3-Apr-1979, the index has a track record of around 43 years

Source: www.bseindia.com, AIPL

Investment Objective : Nippon India ETF BSE Sensex

The investment objective of the scheme is to provide investment returns closely corresponding to the total returns of the securities as represented by the BSE Sensex Index before expenses, subject to tracking errors. However, there can be no assurance or guarantee that the investment objective of the Scheme will be achieved.

Positioning – Nippon India ETF BSE Sensex

- It allows investors to take part in India growth story by essentially investing through India's one of the oldest and one of the most prominent benchmark in India
- The index is designed to serve as both a benchmark and an investable index and is comprised of 30 constituent stocks representing large, relatively well-established companies across key sectors
- Investments in Nippon India ETF BSE Sensex can form part of "core equity portfolio", especially for HNI & Institutional investors
- Relatively Low cost ETF – beneficial for all type of investors
- By investing in Nippon India ETF BSE Sensex, strategies like "cash equitization" can be effectively deployed because of its inherent advantages like one of the best market representation, lower cost etc

Benefits of Nippon India ETF BSE Sensex

- ▶ **Low Expense:** ETF, being index linked exchange traded fund, has relatively lower expense ratio than other equity schemes, thereby giving the client a low cost exposure to the indices.
- ▶ **Liquidity:** Apart from being readily available for trade on the recognized stock exchanges, ETF units can also be bought in creation units size[^] by large investors directly from the asset management company.
- ▶ **Less of Ambiguity:** The ETF's investment strategy & stock selection is clearly defined, holding stocks as per the underlying Index in the same weight-ages
- ▶ **Diversification:** Buying a single unit will offer diversification benefit in the entire index companies
- ▶ **Transparency:** The index constituents are available in the public domain on a daily basis by BSE

About BSE Sensex Index

Eligible Universe:

The index is derived from the constituents of the BSE 100. The inclusion of DVRs in the index will result in more than 30 stocks in the index. However, the number of companies in the index remains fixed at 30. Stocks in the eligible universe must satisfy the following eligibility factors in order to be considered for index inclusion:

- Listing History: Stocks must have a listing history of at least six months at BSE.
- Trading Days: The stock must have traded on every trading day at BSE during the six month reference period.
- Multiple Share Classes: DVRs satisfying the above eligibility criteria are aggregated with the company's common stock and index construction is done based on the aggregated company data as detailed below.

Index Construction:

1. All companies meeting the eligibility factors are ranked based on their average six month float adjusted market capitalization. The top 75 are identified.
2. All companies meeting the eligibility factors are ranked again based on their average six month total market capitalization. The top 75 are identified.
3. All companies identified based on steps 1 and 2 are then combined and sorted based on their annualized traded value. Companies with a cumulative annualized traded value greater than 98% are excluded.
4. The remaining companies are then sorted by average six-month float-adjusted market capitalization. Companies with a weight of less than 0.5% are excluded.
5. The remaining companies from step 4 are then ranked based on their average six-month float adjusted market capitalization, and are selected for index inclusion according to the following rules:
 - a) The top 21 companies (whether a current index constituent or not) are selected for index inclusion with no sector consideration.
 - b) Existing constituents ranked 22 – 39 are selected in order of highest rank until the target constituent count of 30 is reached.
 - c) If after this step the target constituent count is not achieved, then non-constituents ranked 22 – 30 are selected by giving preference to those companies whose common India Industry Classification Structure macro-economic indicator is underrepresented in the index as compared to the macro-economic indicator representation in the BSE AllCap.
 - d) If after this step, the target constituent count is still not achieved, non-constituents are selected in order of highest rank until the target constituent count is reached.

Annualized traded value is calculated by taking the median of the monthly medians of the daily traded values over the six-month period. The annualization is calculated using 250 trading days in a year.

All additions and deletions are made at the discretion of index committee.

Constituent Weightings: Index constituents are weighted based on their float-adjusted market capitalization.

Source: BSE

Note: The performance of the scheme shall be benchmarked to the Total Return (TRI) variant of the Index chosen as a benchmark.

Scheme Portfolio - Nippon India ETF BSE Sensex as on 31st May, 2026

Sr. No.	Stock Name	Weightage (%)	Sr. No.	Stock Name	Weightage (%)
1	HDFC Bank Limited	12.80%	17	Eternal Limited	2.02%
2	ICICI Bank Limited	10.14%	18	Maruti Suzuki India Limited	1.96%
3	Reliance Industries Limited	10.08%	19	Tata Steel Limited	1.94%
4	Bharti Airtel Limited	5.89%	20	Titan Company Limited	1.88%
5	Larsen & Toubro Limited	5.38%	21	Bharat Electronics Limited	1.66%
6	Infosys Limited	4.56%	22	UltraTech Cement Limited	1.52%
7	State Bank of India	4.52%	23	Adani Ports and Special Economic Zone Limited	1.50%
8	Axis Bank Limited	4.15%	24	Power Grid Corporation of India Limited	1.49%
9	Kotak Mahindra Bank Limited	3.19%	25	HCL Technologies Limited	1.41%
10	ITC Limited	3.12%	26	Asian Paints Limited	1.36%
11	Mahindra & Mahindra Limited	3.07%	27	Bajaj Finserv Limited	1.13%
12	Bajaj Finance Limited	2.73%	28	InterGlobe Aviation Limited	1.11%
13	Tata Consultancy Services Limited	2.58%	29	Tech Mahindra Limited	1.07%
14	Sun Pharmaceutical Industries Limited	2.19%	30	Trent Limited	1.05%
15	Hindustan Unilever Limited	2.16%	31	Cash & Other Receivables	0.27%
16	NTPC Limited	2.07%			
Total					100.00%

Note: The stocks mentioned form a part of the portfolio of the scheme and may or may not form a part of the portfolio in future. Please read Scheme Information Document carefully for more details and risk factors

Scheme Performance of Nippon India ETF BSE Sensex as on 31st May, 2026

Fund / Benchmark(Value of ₹10,000 invested)	1 Year		3 Years		5 Years		Since Inception	
	Amount in ₹	Returns (%)	Amount in ₹	Returns (%)	Amount in ₹	Returns (%)	Amount in ₹	Returns (%)
NAV as on May 29, 2026: ₹855.5250								
Nippon India ETF BSE Sensex	Inception Date : Sep 24, 2014							
Nippon India ETF BSE Sensex	9,274	-7.27	12,347	7.29	15,235	8.79	31,917	10.44
B:BSE Sensex TRI	9,279	-7.23	12,357	7.32	15,276	8.85	32,222	10.53
AB:Nifty 50 TRI	9,616	-3.85	13,140	9.54	16,012	9.88	33,781	10.98
Fund Manager : Himanshu Mange (Since Dec 2023)								

Performance as on 31st May, 2026

B: Benchmark, AB: Additional Benchmark, TRI: Total Return Index

TRI - Total Returns Index reflects the returns on the index arising from (a) constituent stock price movements and (b) dividend receipts from constituent index stocks, thereby showing a true picture of returns.

For Exchange Traded Funds of Nippon India Mutual Fund, performance is provided at Scheme level using IDCW Reinvestment NAV's, since there are no separate plan/option under such Schemes.

Period for which scheme's performance has been provided is computed basis last day of the month-end preceding the date of advertisement.

Past performance may or may not be sustained in future and the same may not necessarily provide the basis for comparison with other investment. Performance of the schemes (wherever provided) are calculated basis CAGR for the past 1 year, 3 years, 5 years and since inception. IDCWs (if any) are assumed to be reinvested at the prevailing NAV. Performance of the scheme would be Net of Dividend distribution tax, if any. Face value of scheme is Rs.10/- per unit. In case, the start/end date of the concerned period is non-business day (NBD), the NAV of the previous date is considered for computation of returns.

Finance Act 2020 has abolished dividend distribution tax on IDCW declared and paid by Mutual Fund scheme. W.e.f. 01.04.2020 IDCW received from Mutual fund scheme is taxable in the hands of investor and mutual fund scheme is required to withhold tax on IDCW as per applicable rate.

Performance of other open ended schemes managed by the same fund manager as on 31st May, 2026

Scheme Name/s	CAGR %								
	1 Year Return			3 Years Return			5 Years Return		
	Regular Plan	Direct Plan	Benchmark	Regular Plan	Direct Plan	Benchmark	Regular Plan	Direct Plan	Benchmark
TOP 3									
Nippon India Gold Savings Fund#	61.41	61.77	64.30	35.55	35.85	37.43	24.29	24.58	26.08
Nippon India ETF Nifty Next 50 Junior BeES*	7.40	--	7.55	19.88	--	20.09	14.24	--	14.48
Nippon India ETF Nifty Midcap 150*	7.32	--	7.51	21.86	--	22.14	18.91	--	19.21
Bottom 3									
Nippon India ETF Nifty 50 BeES*	-3.88	--	-3.85	9.49	--	9.54	9.83	--	9.88
Nippon India Index Fund - Nifty 50 Plan#	-4.28	-3.95	-3.85	8.94	9.32	9.54	9.09	9.63	9.88
Nippon India Index Fund - BSE Sensex Plan#	-7.70	-7.43	-7.23	6.73	7.07	7.32	8.19	8.61	8.85

Mr. Himanshu Mange has been managing Nippon India Gold Savings Fund since Dec 2023
 Mr. Himanshu Mange has been managing Nippon India ETF Nifty Next 50 Junior BeES since Dec 2023
 Mr. Himanshu Mange has been managing Nippon India ETF Nifty Midcap 150 since Dec 2023
 Mr. Himanshu Mange has been managing Nippon India ETF Nifty 50 BeES since Dec 2023
 Mr. Himanshu Mange has been managing Nippon India Index Fund - Nifty 50 Plan since Dec 2023
 Mr. Himanshu Mange has been managing Nippon India Index Fund - BSE Sensex Plan since Dec 2023

Note:

- a. Mr. Himanshu Mange manages 16 open-ended schemes of Nippon India Mutual Fund .
- b. In case the number of schemes managed by a fund manager is more than six, in the performance data of other schemes, the top 3 and bottom 3 schemes managed by fund manager has been provided herein are on the basis of 1 Year CAGR returns
- c. Period for which scheme's performance has been provided is computed basis last day of the month-end preceding the date of advertisement
- d. Different schemes shall have a different expense structure.

#The performance details provided herein are of Growth plan.

*The Scheme does not offer any Plans/Options. The performance details are provided at Scheme level using IDCW Reinvestment NAV's.

Past performance may or may not be sustained in future and the same may not necessarily provide the basis for comparison with other Investment. IDCWs (if any) are assumed to be reinvested at the prevailing NAV. Performance of the scheme would be Net of Dividend distribution tax, if any. Face Value of other schemes is Rs.10/- per unit. In case, the start/end date of the concerned period is non-business day (NBD), the NAV of the previous date is considered for computation of returns.

Finance Act 2020 has abolished dividend distribution tax on IDCW declared and paid by Mutual Fund scheme. W.e.f. 01.04.2020 IDCW received from Mutual fund scheme is taxable in the hands of investor and mutual fund scheme is required to withhold tax on IDCW as per applicable rate.

Scheme Features of Nippon India ETF BSE Sensex

Nature of Scheme	An Open Ended, Index Exchange Traded Fund
Benchmark	BSE Sensex TRI
Fund Manager	Himanshu Mange (Since Dec 2023)
Inception Date	24th September 2014
Rule of 20 -25	Rule of a minimum of 20 investors and no single investor accounting for more than 25% of the corpus of the Scheme does not apply to ETFs
Asset Allocation	Securities constituting BSE Sensex Index : 95%-100% Money Market instruments including Tri - Party Repo on G-Secs or T-Bills (with maturity not exceeding 91 days): 0%-5% Investors are requested to refer SID for more details.
Transparency/NAV Disclosure	Nippon India Mutual Fund shall declare the Net asset value of the scheme on every business day on AMFI's website www.amfiindia.com by 11:00 p.m. on the day of declaration of the NAV and also on mf.nipponindiaim.com
Value of Unit	The value of each unit of the Scheme would be approximately equal to 1/100th of the value of BSE Sensex Index
Load Structure	Exit Load : Not Applicable
Minimum Application Amount	The minimum number of Units that can be bought or sold on the exchange is 1 (one) unit and in multiples of 1 unit. Directly from AMC: Allowed to Authorized Participants & Large Investors in form of creation unit size^ of 10,000 units.
Dematerialization	Units of the scheme will be available in Dematerialized (electronic) form only
BSE Scrip Code	538683

^the execution value for large investors must be greater than Rs. 25 crore

Risk factors:

The scheme invests in equity instrument and hence carries risk inherent in equities. Trading volumes, settlement periods and transfer procedures may restrict the liquidity of the investments. Investment in Money Market instruments is subject to liquidity, credit, interest rate & reinvestment risk. For further Scheme specific risk factors, please refer the scheme information document.


Disclaimers

BSE Disclaimer: It is to be distinctly understood that the permission given by BSE Ltd. should not in any ways be deemed or construed that the SID has been cleared or approved by BSE Ltd. nor does it certify the correctness or completeness of any of the contents of the SID. The investors are advised to refer to the SID for the full text of the Disclaimer clause of the BSE Ltd.

The views expressed herein constitute only the opinions and do not constitute any guidelines or recommendation on any course of action to be followed by the reader. This information is meant for general reading purposes only and is not meant to serve as a professional guide for the readers. Certain factual and statistical (both historical and projected) industry and market data and other information was obtained by NAM India from independent, third-party sources that it deems to be reliable, some of which have been cited above. However, NAM India has not independently verified any of such data or other information, or the reasonableness of the assumptions upon which such data and other information was based, and there can be no assurance as to the accuracy of such data and other information. Further, many of the statements and assertions contained in these materials reflect the belief of NAM India, which belief may be based in whole or in part on such data and other information.

The Sponsor, the Investment Manager, the Trustee or any of their respective directors, employees, associates or representatives do not assume any responsibility for, or warrant the accuracy, completeness, adequacy and reliability of such information. Whilst no action has been solicited based upon the information provided herein, due care has been taken to ensure that the facts are accurate and opinions given are fair and reasonable. This information is not intended to be an offer or solicitation for the purchase or sale of any financial product or instrument. Recipients of this information should rely on information/data arising out of their own investigations. Readers are advised to seek independent professional advice, verify the contents and arrive at an informed investment decision before making any investments.

None of the Sponsor, the Investment Manager, the Trustee, their respective directors, employees, associates or representatives shall be liable for any direct, indirect, special, incidental, consequential, punitive or exemplary damages, including lost profits arising in any way from the information contained in this material. The Sponsor, the Investment Manager, the Trustee, any of their respective directors, employees including the fund managers, associates, representatives including persons involved in the preparation or issuance of this material may from time to time, have long or short positions in, and buy or sell the securities thereof, of company(ies) / specific economic sectors mentioned herein.



Mutual Fund investments are subject to market risks, read all scheme related documents carefully.