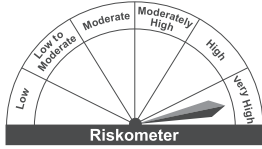
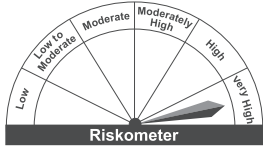


## Nippon India ETF BSE Sensex Next 50

(An Open ended Index Exchange Traded Fund)

### Product label

<p><b>This product is suitable for investors who are seeking*:</b></p> <ul style="list-style-type: none"> <li>• Long term capital appreciation</li> <li>• Investment in equity and equity related securities and portfolios replicating the composition of BSE SENSEX Next 50 Index, subject to tracking errors</li> </ul> <p>*Investors should consult their financial advisors if in doubt about whether the product is suitable for them.</p>	<p><b>Nippon India ETF BSE Sensex Next 50</b></p>  <p><b>Riskometer</b> Investors understand that their principal will be at Very High risk</p>	<p><b>BSE Sensex Next 50 TRI</b></p>  <p><b>Riskometer</b> Benchmark Riskometer is at Very High risk</p>

### Contents

Why Equity ETF?	Page 2
Strategies used through Index based Equity ETFs	Page 2
Transaction Options available for investors	Page 2
Creation Unit Size	Page 2
Nippon India ETF BSE Sensex Next 50 – Investment Objective & Positioning	Page 3
Benefits of Nippon India ETF BSE Sensex Next 50	Page 3
Why Invest in BSE SENSEX Next 50 Index?	Page 3
About BSE SENSEX Next 50 Index	Page 3
Scheme Portfolio – Nippon India ETF BSE Sensex Next 50	Page 4
Scheme Performance of Nippon India ETF BSE Sensex Next 50	Page 4
Performance of other open ended schemes managed by the same fund manager	Page 5
Scheme Features Nippon India ETF BSE Sensex Next 50	Page 5
Product Label	Page 6
Disclaimers	Page 6

**Nippon Life India Asset Management Limited (NAM India)** is one of the largest asset managers with more than 28 years of experience in managing wealth of investors with a robust distribution network in India.

To cater to the increasing demand for passive management, we offer a variety of Exchange Traded Funds (ETFs) under “Nippon India ETFs”. Currently, we offer eighteen equity ETFs – benchmarked against Nifty Bank TRI, Nifty 100 TRI, Nifty 50 TRI, Nifty Midcap 150 TRI, Nifty India Consumption TRI, Nifty Dividend Opportunities 50 TRI, Nifty 50 Value 20 TRI, Nifty Next 50 TRI, Nifty Infrastructure TRI, Nifty50 Shariah TRI, Nifty PSU bank TRI, Nifty CPSE TRI, Nifty IT TRI, Nifty Pharma TRI, Hang Seng TRI, BSE Sensex TRI, BSE Sensex Next 50 TRI & Nifty Auto TRI; five debt ETFs – benchmarked against Nifty 8-13 yr G- Sec Index, Nifty CPSE Bond Plus SDL Sep 2024 50:50 Index, Nifty SDL Apr 2026 Top 20 Equal Weight Index, Nifty 5 Yr Benchmark G-Sec Index & Liquid ETF in money market space and two commodity ETFs – based on domestic prices of Gold and Silver.

## Why Equity ETF?

- ▶ **Ease of transaction** - Can be easily bought / sold like any other stock on the exchange through terminals spread across the country
- ▶ **Ease of Liquidity** - Can be bought / sold anytime during market hours (subject to availability of buyer/seller) at prices prevailing in the market. Thus, investor transacts at real-time prices.
- ▶ **Low Cost** - Generally less expensive than investing in multiple individual securities.
- ▶ **Other Special Features**
  - Instant diversification through exposure to a large number of stocks by purchasing as low as 1 unit
  - Buying / selling at close to live price and not end-of-day, also ability to put limit orders
  - Authorised Participants/ Market Makers / Large investors can buy directly from the AMC at Live Prices in creation unit sizes<sup>^</sup>

## Strategies used through Index based Equity ETFs

- ▶ **Liquidity Management** - ETFs can be used for a given percentage of each asset class to provide a liquidity buffer across the asset allocation
- ▶ **Portfolio Completion** - ETFs allow investors to gain exposure to an asset class that is under-represented in the asset allocation
- ▶ **Cash Equitization** - ETFs assist in remaining fully invested into equity as per the allocation model, while maintaining liquidity, thus minimizing the cash drag effect on the portfolio
- ▶ **Portfolio Transitions** - Since ETFs are passive funds, they may help to maintain market exposure while there are changes in sector/ stock allocations in a portfolio, hence avoids the risk of missing any market movement

## Transaction Options available for investors

Subscription	Process	Features
<b>Through Stock Exchange</b>	Online Terminal / Stock Broker	<ul style="list-style-type: none"> <li>• Can trade as less as 1 Unit</li> <li>• Unit credit on T+1</li> <li>• Transaction on Exchange traded price</li> <li>• No paperwork</li> <li>• Transaction on order matching and availability of quotes</li> </ul>
<b>Through AMC</b> (Authorized Participants/ Market Makers & Large Investors)	Transaction form with requisite documents	<ul style="list-style-type: none"> <li>• Can transact in multiples of creation unit size<sup>^</sup></li> <li>• Transaction in exchange of Portfolio deposit &amp; Cash Component</li> </ul>
Redemption	Process	Features
<b>Through Stock Exchange</b>	Online terminal / Stock Broker	<ul style="list-style-type: none"> <li>• Can trade as less as 1 Unit</li> <li>• Amount credited T+1</li> </ul>
<b>Through AMC</b> (Authorized Participants/ Market Makers & Large Investors)	Redemption Request	<ul style="list-style-type: none"> <li>• Can trade in multiples of creation unit size<sup>^</sup></li> <li>• Transaction in exchange of Portfolio deposit &amp; Cash Component</li> </ul>

## Creation Unit Size

Creation Unit size is the minimum denomination of unit that can be directly purchased/redeemed from AMC

Tradable Unit	Composition	Creation Unit Size <sup>^</sup>	NAV Value (Rs.)*	Approx. Basket Value (Rs.)*
1 Unit Nippon India ETF BSE Sensex Next 50	~ 1/1000 of BSE SENSEX Next 50 Index	110,000 units of Nippon India ETF BSE Sensex Next 50	85.1346	93,64,806

\*Data as of 28th June, 2024 taken as reference value

## Importance of Creation Unit Size

- In case of non-availability of sizeable quote, Investors can transact with the AMC in creation unit lots<sup>^</sup>
- Investors can transact both in form of cash or stock basket comprising the index
- Units are created at live NAV price plus expenses

## Nippon India ETF BSE Sensex Next 50

### Investment Objective: Nippon India ETF BSE Sensex Next 50

The investment objective of the scheme is to provide investment returns closely corresponding to the total returns of the securities as represented by the BSE SENSEX Next 50 Index before expenses, subject to tracking errors. However, there can be no assurance or guarantee that the investment objective of the Scheme will be achieved.

### Positioning – Nippon India ETF BSE Sensex Next 50

- Investment in Nippon India ETF BSE Sensex Next 50 is a route to value investing in India
- It allows investors to take part in India growth story by essentially investing in 50 companies listed on BSE.
- The index is designed to serve as both a benchmark and an investable index and is comprised of 50 constituent stocks, relatively well-established companies across key sectors
- Investments in Nippon India ETF BSE Sensex Next 50 can form part of “core equity portfolio”, especially for Institutional investors
- By investing in Nippon India ETF BSE Sensex Next 50, strategies like “cash equitization” can be effectively deployed because of its inherent advantages like one of the best market representation.

## Benefits of Nippon India ETF BSE Sensex Next 50

- ▶ **Liquidity:** Apart from being readily available for trade on the recognized stock exchanges, ETF units can also be bought in creation units size<sup>^</sup> by large investors directly from the asset management company.
- ▶ **Less of Ambiguity:** The ETF's investment strategy & stock selection is clearly defined, holding stocks as per the underlying Index in the same weightages
- ▶ **Diversification:** Buying a single unit will offer diversification benefit in the entire index companies
- ▶ **Transparency:** The index constituents are available in the public domain on a daily basis by BSE

## About BSE SENSEX Next 50 Index

BSE SENSEX Next 50 Index was launched on February 27, 2017 (Base date December 16, 2005) with a base value as 7000.

### Eligible Universe:

The index measures the performance of 50 companies within BSE 100 that are not members of the BSE SENSEX 50.

### Index Construction:

All constituents of the BSE 100 that are not members of the BSE SENSEX 50 are selected and form the index, subject to the following derivative market linkage constraints:

- The individual float-adjusted weight of any share class of a company not linked to derivatives trading cannot exceed 5% of the index.
- The aggregate float-adjusted weight of the index constituents not linked to derivatives trading cannot exceed 20%.

If any of the above derivative market linkage constraints are violated, the lowest-ranked company not linked to derivatives trading is removed and replaced with the highest-ranked eligible company linked to derivatives trading. This process is repeated until the aggregate weight of the index constituents not linked to derivatives trading no longer violates the constraints outlined above.

### Constituent Weightings:

Index constituents are weighted based on their float-adjusted market capitalization.

### Index Rebalancing:

Index rebalancing occurs on semi-annual basis in the months of June & December.

**Source:** BSE

## Scheme Portfolio - Nippon India ETF BSE Sensex Next 50 as on 30th June,2024

Sr. No	Stock Name	Weightage (%)	Sr. No	Stock Name	Weightage (%)
1	Zomato Limited	4.93%	27	Ambuja Cements Limited	1.70%
2	Hindustan Aeronautics Limited	3.82%	28	Yes Bank Limited	1.68%
3	Shriram Finance Limited	3.14%	29	ICICI Lombard General Insurance Company Limited	1.67%
4	Varun Beverages Limited	3.03%	30	Persistent Systems Limited	1.67%
5	Tata Power Company Limited	2.89%	31	Bharat Forge Limited	1.65%
6	Avenue Supermarts Limited	2.73%	32	The Federal Bank Limited	1.62%
7	Power Finance Corporation Limited	2.73%	33	Canara Bank	1.55%
8	InterGlobe Aviation Limited	2.72%	34	HDFC Asset Management Company Limited	1.55%
9	Max Healthcare Institute Limited	2.70%	35	Lupin Limited	1.52%
10	Siemens Limited	2.66%	36	Colgate Palmolive (India) Limited	1.47%
11	REC Limited	2.52%	37	AU Small Finance Bank Limited	1.45%
12	Vedanta Limited	2.48%	38	Shree Cement Limited	1.44%
13	Indian Oil Corporation Limited	2.44%	39	United Spirits Limited	1.44%
14	Cholamandalam Investment and Finance Company Ltd	2.31%	40	Punjab National Bank	1.42%
15	GAIL (India) Limited	2.29%	41	SRF Limited	1.37%
16	Divi's Laboratories Limited	2.27%	42	Dabur India Limited	1.36%
17	TVS Motor Company Limited	2.13%	43	Ashok Leyland Limited	1.35%
18	The Indian Hotels Company Limited	2.10%	44	IDFC First Bank Limited	1.24%
19	Cummins India Limited	2.09%	45	Marico Limited	1.23%
20	DLF Limited	2.05%	46	Bajaj Holdings & Investment Limited	1.21%
21	Info Edge (India) Limited	2.04%	47	PI Industries Limited	1.18%
22	Godrej Consumer Products Limited	2.02%	48	Indian Railway Catering And Tourism Corporation Limited	1.16%
23	Bank of Baroda	1.98%	49	UPL Limited	1.13%
24	Pidilite Industries Limited	1.87%	50	APL Apollo Tubes Limited	1.07%
25	Havells India Limited	1.77%	51	Cash & Other Receivables	0.41%
26	Tube Investments of India Limited	1.75%			
<b>Total</b>					<b>100.00%</b>

**Note:** This is with reference to Gazette notification (Reference no: G.S.R.174(E)) issued by Ministry of Finance on 13th March 2020, for Yes Bank Limited reconstruction scheme, 2020. As per point 3(8)(a) of the notification, there shall be a lock-in period of three years from the commencement of the above said scheme to the extent of 75% of shares held by existing shareholders on the date of commencement of the scheme which came into force from March 13,2020.

Taking into account the above development, the valuation committee of Nippon India Mutual Fund has decided to markdown the 75% locked-in shares of YES Bank to ZERO, as on March 16, 2020.

The stocks mentioned form a part of the portfolio of the scheme and may or may not form a part of the portfolio in future. Please read Scheme Information Document carefully for more details and risk factors.

## Scheme Performance Nippon India ETF BSE Sensex Next 50 as on 30th June,2024

NAV as on June 28, 2024: ₹85.1346				
Particulars	CAGR %			
	1 Year	3 Years	5 Years	Since Inception
Nippon India ETF BSE Sensex Next 50	54.39	24.66	NA	23.89
B:BSE Sensex Next 50 TRI	55.08	25.18	NA	24.84
AB:BSE Sensex TRI	23.77	16.09	NA	17.83
Value of ₹10000 Invested				
Nippon India ETF BSE Sensex Next 50	15,421	19,360	NA	28,674
B:BSE Sensex Next 50 TRI	15,489	19,605	NA	29,781
AB:BSE Sensex TRI	12,369	15,637	NA	22,409
Inception Date: July 30, 2019				
Fund Manager: Himanshu Mange (Since Dec, 2023)				

As the Scheme has not completed 5 years, the performance details of Since inception & 1 and 3 years are provided herein

## Performance as on 30th June, 2024

B: Benchmark, AB: Additional Benchmark, TRI: Total Return Index

TRI - Total Returns Index reflects the returns on the index arising from (a) constituent stock price movements and (b) dividend receipts from constituent index stocks, thereby showing a true picture of returns.

For Exchange Traded Funds of Nippon India Mutual Fund, performance is provided at Scheme level using IDCW Reinvestment NAV's, since there are no separate plan/option under such Schemes.

Period for which scheme's performance has been provided is computed basis last day of the month-end preceding the date of advertisement.

**Past performance may or may not be sustained in future** and the same may not necessarily provide the basis for comparison with other investment. Performance of the schemes (wherever provided) are calculated basis CAGR for the past 1 year, 3 years, 5 years and since inception. IDCWs (if any) are assumed to be reinvested at the prevailing NAV. Performance of the scheme would be Net of Dividend distribution tax, if any. Face value of scheme is Rs.10/- per unit. In case, the start/end date of the concerned period is non-business day (NBD), the NAV of the previous date is considered for computation of returns.

Finance Act 2020 has abolished dividend distribution tax on IDCW declared and paid by Mutual Fund scheme. W.e.f. 01.04.2020 IDCW received from Mutual fund scheme is taxable in the hands of investor and mutual fund scheme is required to withhold tax on IDCW as per applicable rate.

## Performance of other open ended schemes managed by the same fund manager as on 30th June,2024

Scheme Name/s	CAGR %					
	1 Year Return		3 Years Return		5 Years Return	
	Scheme	Benchmark	Scheme	Benchmark	Scheme	Benchmark
<b>TOP 3</b>						
CPSE ETF*	113.90	114.66	53.52	54.19	27.04	27.57
Nippon India ETF Nifty PSU Bank BeES*	79.76	80.81	44.03	44.89	18.35	19.05
Nippon India Nifty Auto ETF*	67.71	68.17	NA	NA	NA	NA
<b>Bottom 3</b>						
Nippon India Index Fund - BSE Sensex Plan#	23.04	23.77	15.31	16.09	15.52	16.34
Nippon India Gold Savings Fund#	22.61	23.86	13.97	15.42	14.71	15.72
Nippon India ETF Nifty Bank BeES*	17.83	18.06	15.30	15.54	11.07	11.59

Nippon India Nifty Auto ETF has not completed 3 & 5 years, the performance details of 1 years are provided herein.

Mr. Himanshu Mange has been managing CPSE ETF since Dec 2023

Mr. Himanshu Mange has been managing Nippon India ETF Nifty PSU Bank BeES since Dec 2023

Mr. Himanshu Mange has been managing Nippon India Nifty Auto ETF since Dec 2023

Mr. Himanshu Mange has been managing Nippon India Index Fund - BSE Sensex Plan since Dec 2023

Mr. Himanshu Mange has been managing Nippon India Gold Savings Fund since Dec 2023

Mr. Himanshu Mange has been managing Nippon India ETF Nifty Bank BeES since Dec 2023

### Note:

- Mr. Himanshu Mange manages 28 open-ended schemes of Nippon India Mutual Fund .
- In case the number of schemes managed by a fund manager is more than six, in the performance data of other schemes, the top 3 and bottom 3 schemes managed by fund manager has been provided herein are on the basis of 1 Year CAGR returns
- Period for which scheme's performance has been provided is computed basis last day of the month-end preceding the date of advertisement
- Different schemes shall have a different expense structure.

#The performance details provided herein are of Growth Plan (Regular Plan).

\*The Scheme does not offer any Plans/Options. The performance details are provided at Scheme level using IDCW Reinvestment NAV's.


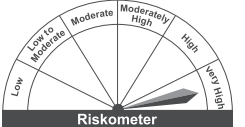


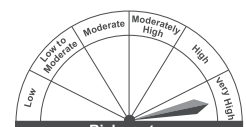
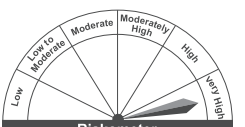
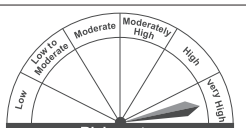
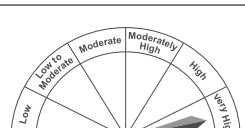
**Past performance may or may not be sustained in future** and the same may not necessarily provide the basis for comparison with other Investment. IDCWs (if any) are assumed to be reinvested at the prevailing NAV. Performance of the scheme would be Net of Dividend distribution tax, if any. Face value of Nippon India ETF Nifty PSU Bank BeES and Nippon India ETF Nifty Bank BeES is Re.1/- per unit. Face Value of other schemes is Rs.10/- per unit. In case, the start/end date of the concerned period is non-business day (NBD), the NAV of the previous date is considered for computation of returns.

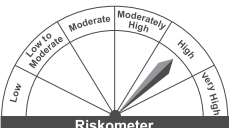
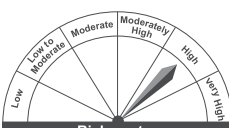
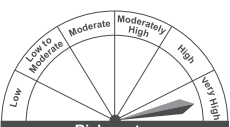

## Scheme Features of Nippon India ETF BSE Sensex Next 50

<b>Nature of Scheme</b>	An Open ended Index Exchange Traded Fund
<b>Benchmark</b>	BSE SENSEX Next 50 TRI
<b>Fund Manager</b>	Himanshu Mange (Since Dec, 2023)
<b>Inception Date</b>	July 30, 2019
<b>Rule of 20 -25</b>	Rule of a minimum of 20 investors and no single investor accounting for more than 25% of the corpus of the Scheme <b>does not apply</b> to ETFs
<b>Asset Allocation</b>	Securities constituting BSE SENSEX Next 50 Index : 95%-100% Money Market instruments including Tri - Party Repo on G-Secs or T-Bills (with maturity not exceeding 91 days): 0%-5% Investors are requested to refer SID for more details.
<b>Transparency/NAV Disclosure</b>	Nippon India Mutual Fund shall declare the Net asset value of the scheme on every business day on AMFI's web-site www.amfiindia.com by 11.00 p.m. on the day of declaration of the NAV and also on mf.nipponindiaim.com
<b>Value of Unit</b>	The value of each unit of the Scheme would be approximately equal to 1/1000th of the value of BSE SENSEX Next 50 Index
<b>Load Structure</b>	<b>Entry &amp; Exit Load</b> : Not Applicable
<b>Minimum Application Amount</b>	The minimum number of Units that can be bought or sold on the exchange is 1 (one) unit and in multiples of 1 unit. Directly from AMC: Allowed to Authorized Participants/ Market Makers & Large Investors in form of creation unit size <sup>^</sup> of 110,000 units.
<b>Dematerialization</b>	Units of the scheme will be available in Dematerialized (electronic) form only
<b>BSE Scrip Code</b>	542747

<sup>^</sup> w.e.f May 1, 2023, the execution value for large investors must be greater than Rs.25 crores (except for Schemes managed by Employee Provident Fund Organisation (EPFO), India and Recognized Provident Funds, Approved Gratuity Funds and Approved Superannuation Funds under Income Tax Act, 1961)

## Product Label

Scheme Name	This Product is suitable for Investors who are Seeking*	Fund Riskometer	Benchmark Riskometer
<b>CPSE ETF</b> (An Open-ended Index Exchange Traded Fund)  <b>Benchmark : Nifty CPSE TRI</b>	<ul style="list-style-type: none"> <li>Long-term capital appreciation</li> <li>Investment in Securities covered by the Nifty CPSE Index.</li> </ul>	 <p style="text-align: center;"><b>Riskometer</b></p> <p style="text-align: center;">Investors understand that their principal will be at Very High risk</p>	 <p style="text-align: center;"><b>Riskometer</b></p> <p style="text-align: center;">Benchmark Riskometer is at Very High risk</p>
<b>Nippon India ETF Nifty PSU Bank BeES</b> (An open ended index scheme, listed on the Exchange in the form of an Exchange Traded Fund (ETF) tracking the Nifty PSU Bank Index)  <b>Benchmark : Nifty PSU Bank TRI</b>	<ul style="list-style-type: none"> <li>Long-term capital appreciation</li> <li>Investment in Securities covered by Nifty PSU Bank Index</li> </ul>	 <p style="text-align: center;"><b>Riskometer</b></p> <p style="text-align: center;">Investors understand that their principal will be at Very High risk</p>	 <p style="text-align: center;"><b>Riskometer</b></p> <p style="text-align: center;">Benchmark Riskometer is at Very High risk</p>
<b>Nippon India Nifty Auto ETF</b> (An open ended scheme replicating/tracking Nifty Auto Index)  <b>Benchmark : Nifty Auto TRI</b>	<ul style="list-style-type: none"> <li>Long term capital growth</li> <li>Investment in equity and equity related securities and portfolios replicating the composition of Nifty Auto Index, subject to tracking errors</li> </ul>	 <p style="text-align: center;"><b>Riskometer</b></p> <p style="text-align: center;">Investors understand that their principal will be at Very High risk</p>	 <p style="text-align: center;"><b>Riskometer</b></p> <p style="text-align: center;">Benchmark Riskometer is at Very High risk</p>
<b>Nippon India Index Fund - BSE Sensex Plan</b> (An open ended scheme replicating/tracking BSE Sensex...)  <b>Benchmark : BSE Sensex TRI</b>	<ul style="list-style-type: none"> <li>Long term capital growth</li> <li>Investment in equity and equity related securities and portfolios replicating the composition of the sensex, subject to tracking errors.</li> </ul>	 <p style="text-align: center;"><b>Riskometer</b></p> <p style="text-align: center;">Investors understand that their principal will be at Very High risk</p>	 <p style="text-align: center;"><b>Riskometer</b></p> <p style="text-align: center;">Benchmark Riskometer is at Very High risk</p>

<p><b>Nippon India Gold Savings Fund</b> (An Open ended Fund of Fund Scheme)</p> <p><b>Benchmark :</b> Domestic Price of Gold</p>	<ul style="list-style-type: none"> <li>• Long term capital growth</li> <li>• Returns that are commensurate with the performance of Nippon India ETF Gold BeES through investment in securities of Nippon India ETF Gold BeES</li> </ul>	 <p><b>Riskometer</b> Investors understand that their principal will be at High risk</p>	 <p><b>Riskometer</b> Benchmark Riskometer is at High risk</p>
<p><b>Nippon India ETF Nifty Bank BeES</b> (An Open Ended Index Exchange Traded Scheme.)</p> <p><b>Benchmark :</b> Nifty Bank TRI</p>	<ul style="list-style-type: none"> <li>• Long-term capital appreciation</li> <li>• Investment in Securities covered by Nifty Bank Index</li> </ul>	 <p><b>Riskometer</b> Investors understand that their principal will be at Very High risk</p>	 <p><b>Riskometer</b> Benchmark Riskometer is at Very High risk</p>
<p>*Investors should consult their financial advisors if in doubt about whether the product is suitable for them.</p>			

**Risk factors:** The scheme invests in equity instrument and hence carries risk inherent in equities. Trading volumes, settlement periods and transfer procedures may restrict the liquidity of the investments. Investment in Money Market instruments is subject to liquidity, credit, interest rate & reinvestment risk. For further Scheme specific risk factors, please refer the scheme information document.

**Disclaimers**

**BSE Disclaimer:** The BSE Indices are published by Asia Index Private Limited (“AIPL”), which is a wholly owned subsidiary of BSE Limited (“BSE”). BSE® and SENSEX® are registered trademarks of BSE. The trademarks have been licensed to AIPL and have been sublicensed for use for certain purposes by Licensee. Licensee’s “[Insert Product]” (the “Product”) is/are not sponsored, endorsed, sold or promoted by AIPL or BSE. None of AIPL or BSE makes any representation or warranty, express or implied, to the owners of the Product(s) or any member of the public regarding the advisability of investing in securities generally or in the Product particularly or the ability of the Index to track general market performance. AIPL’s and BSE’s only relationship to Licensee with respect to the Index is the licensing of the Index and certain trademarks, service marks and/or trade names of AIPL, BSE and/or their licensors. The BSE Indices are determined, composed and calculated by AIPL or its agent without regard to Licensee or the Product. None of AIPL or BSE are responsible for and have not participated in the determination of the prices, and amount of the Product or the timing of the issuance or sale of the Product or in the determination or calculation of the equation by which the Product is to be converted into cash, surrendered or redeemed, as the case may be. AIPL and BSE have no obligation or liability in connection with the administration, marketing or trading of the Product. There is no assurance that investment products based on the Index will accurately track index performance or provide positive investment returns. AIPL and BSE are not investment advisors. Inclusion of a security within an index is not a recommendation by AIPL or BSE to buy, sell, or hold such security, nor is it considered to be investment advice.

AIPL, BSE AND THEIR THIRD PARTY LICENSORS DO NOT GUARANTEE THE ADEQUACY, ACCURACY, TIMELINESS AND/OR THE COMPLETENESS OF THE INDEX OR ANY DATA RELATED THERETO. AIPL, BSE AND THEIR THIRD PARTY LICENSORS SHALL NOT BE SUBJECT TO ANY DAMAGES OR LIABILITY FOR ANY ERRORS, OMISSIONS, OR DELAYS THEREIN. AIPL, BSE AND THEIR THIRD PARTY LICENSORS MAKE NO EXPRESS OR IMPLIED WARRANTIES, AND EXPRESSLY DISCLAIM ALL WARRANTIES, OF MERCHANTABILITY OR FITNESS FOR A PARTICULAR PURPOSE OR USE OR AS TO RESULTS TO BE OBTAINED BY LICENSEE, OWNERS OF THE PRODUCT, OR ANY OTHER PERSON OR ENTITY FROM THE USE OF THE INDEX OR WITH RESPECT TO ANY DATA RELATED THERETO. WITHOUT LIMITING ANY OF THE FOREGOING, IN NO EVENT WHATSOEVER SHALL AIPL, BSE OR THEIR THIRD PARTY LICENSORS BE LIABLE FOR ANY INDIRECT, SPECIAL, INCIDENTAL, PUNITIVE, OR CONSEQUENTIAL DAMAGES INCLUDING BUT NOT LIMITED TO, LOSS OF PROFITS, TRADING LOSSES, LOST TIME OR GOODWILL, EVEN IF THEY HAVE BEEN ADVISED OF THE POSSIBILITY OF SUCH DAMAGES, WHETHER IN CONTRACT, TORT, STRICT LIABILITY, OR OTHERWISE. THERE ARE NO THIRD PARTY BENEFICIARIES OF ANY AGREEMENTS OR ARRANGEMENTS BETWEEN AIPL AND LICENSEE, OTHER THAN THE LICENSORS OF AIPL (INCLUDING BSE).

**Mutual Fund investments are subject to market risks, read all scheme related documents carefully.**