

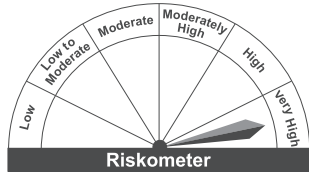
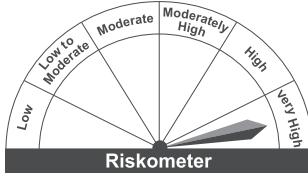


Nippon India Mutual Fund

Wealth sets you free

Nippon India ETF Junior BeES

An Open Ended Index Exchange Traded Fund

Product label		
	Nippon India ETF Junior BeES	Nifty Next 50 TRI
<p>This product is suitable for investors who are seeking*:</p> <ul style="list-style-type: none"> Long-term capital appreciation Investment in Securities covered by Nifty Next 50 Index. <p><small>*Investors should consult their financial advisors if in doubt about whether the product is suitable for them.</small></p>	 <p>Riskometer</p> <p>Investors understand that their principal will be at Very High risk</p>	 <p>Riskometer</p> <p>Benchmark Riskometer is at Very High risk</p>

Contents	
Why Equity ETF?	Page 2
Strategies used through Index based Equity ETFs	Page 2
Transaction Options available for investors	Page 2
Creation Unit Size	Page 2
Nippon India ETF Junior BeES – Investment Objective & Positioning	Page 3
Benefits of Nippon India ETF Junior BeES	Page 3
Why Invest in Nifty Next 50 ?	Page 3
Current Valuations	Page 3
About the Nifty Next 50 Index	Page 3
Constituents of Nippon India ETF Junior BeES	Page 4
Scheme Performance of Nippon India ETF Junior BeES	Page 4
Performance of other open ended schemes managed by the same fund managers	Page 5
Scheme Features Nippon India ETF Junior BeES	Page 5
Product Label	Page 6
Disclaimers	Page 6

Nippon Life India Asset Management Limited (NAM India) is one of the largest asset managers with more than 26 years of experience in managing wealth of investors with a robust distribution network in India and a global reach through its various subsidiaries.

To cater to the increasing demand for passive management, we offer a variety of Exchange Traded Funds (ETFs) under “Nippon India ETFs”. Currently, we offer eighteen equity ETF’s – benchmarked against Nifty Bank TRI, Nifty 100 TRI, Nifty 50 TRI, Nifty Midcap 150 TRI, Nifty India Consumption TRI, Nifty Dividend Opportunities 50 TRI, Nifty 50 Value 20 TRI, Nifty Next 50 TRI, Nifty Infrastructure TRI, Nifty50 Shariah TRI, Nifty PSU bank TRI, Nifty CPSE TRI, Nifty IT TRI, Nifty Pharma TRI, Hang Seng TRI, S&P BSE Sensex TRI, S&P BSE Sensex Next 50 TRI & Nifty Auto TRI; five debt ETFs – benchmarked against Nifty 8-13 yr G- Sec Index, Nifty CPSE Bond Plus SDL Sep 2024 50:50 Index, Nifty SDL Apr 2026 Top 20 Equal Weight Index, Nifty 5 Yr Benchmark G-Sec Index & Liquid ETF in money market space and two commodity ETF’s – based on domestic prices of Gold and Silver.

Why Equity ETF?

- ▶ **Ease of transaction** – Can be easily bought / sold like any other stock on the exchange through terminals spread across the country
- ▶ **Ease of Liquidity** – Can be bought / sold anytime during market hours (subject to availability of buyer/seller) at prices prevailing in the market. Thus, investor transacts at real-time prices
- ▶ **Low Cost** – Generally less expensive than investing in multiple individual securities.
- ▶ **Other Special Features**
 - Instant diversification through exposure to a large number of stocks by purchasing as low as 1 unit
 - Buying / selling at close to live price and not end-of-day, also ability to put limit orders
 - Authorised Participants / Large investors can buy in creation unit size directly from the AMC at Live Prices in creation unit sizes

Strategies used through Index based Equity ETFs

- ▶ **Liquidity Management** – ETFs can be used for a given percentage of each asset class to provide a liquidity buffer across the asset allocation
- ▶ **Portfolio Completion** – ETFs allow investors to gain exposure to an asset class that is under-represented in the asset allocation
- ▶ **Cash Equitization** – ETFs assist in remaining fully invested into equity as per the allocation model, while maintaining liquidity, thus minimizing the cash drag effect on the portfolio
- ▶ **Portfolio Transitions** – Since ETFs are passive funds, they may help maintain market exposure while there are changes in sector/stock allocations in a portfolio, hence avoids the risk of missing any market movement

Transaction Options available for investors

Subscription	Process	Features
Through Stock Exchange	Online Terminal / Stock Broker	<ul style="list-style-type: none"> • Can trade as less as 1 Unit • Funding to be done on T+1 • Unit credit on T+2 • Transaction on Exchange traded price • No paperwork • Transaction on order matching and availability of quotes
Through AMC (Authorized Participants & Large Investors)	Transaction form with requisite documents	<ul style="list-style-type: none"> • Can transact in multiples of creation unit size • Transaction in exchange of Portfolio deposit & Cash Component
Redemption	Process	Features
Through Stock Exchange	Online terminal / Stock Broker	<ul style="list-style-type: none"> • Can trade as less as 1 Unit • Units taken on T+1 • Amount credited T+2
Through AMC (Authorized Participants & Large Investors)	Redemption Request	<ul style="list-style-type: none"> • Can trade in multiples of creation unit size • Transaction in exchange of Portfolio deposit & Cash Component

Creation Unit Size

Creation Unit size is the minimum denomination of unit that can be directly purchased/redeemed from AMC

Tradable Unit	Composition	Creation Unit Size	NAV Value (Rs.)*	Approx. Basket Value (Rs.)*
1 Unit Nippon India ETF Junior BeES	~ 1/100 of Nifty Next 50 Index	10,000 units of Nippon India ETF Junior BeES	410.5709	4,105,709

*Data as of 31st May, 2022 taken as reference value

Importance of Creation Unit Size

- In case of non-availability of sizeable quote, Investors can transact with the AMC in creation unit lots
- Investors can transact both in form of cash or stock basket comprising the index
- Units are created at live NAV price plus expenses

Nippon India ETF Junior BeES

Investment Objective Nippon India ETF Junior BeES

The investment objective of Nippon India ETF Junior BeES is to provide returns that, before expenses, closely correspond to the returns of Securities as represented by the Nifty Next 50 Index. There can be no assurance or guarantee that the investment objective of the Scheme will be achieved.

Positioning – Nippon India ETF Junior BeES

- Nippon India ETF Junior BeES is an Exchange Traded Fund (ETF) listed on NSE, which invests in stocks of Nifty Next 50 Index in the same proportion as the underlying Index
- Nippon India ETF Junior BeES is less expensive than investing in individual securities of the Nifty Next 50 Index.
- It provides an opportunity to investors for passively investing in a well-diversified portfolio of next top 50 companies after Nifty 50 as per free float market capitalization, as approximately represented by Nifty Next 50 Index

Benefits of Nippon India ETF Junior BeES

- ▶ **Nifty Next 50 Index represents the next 50 large companies listed on NSE:** The Index represents 50 companies from NIFTY 100 after excluding the NIFTY 50 companies
- ▶ **Well Defined Portfolio:** Nippon India ETF Junior BeES investment strategy & stock selection is clearly defined; it would replicate the Nifty Next 50 Index & invest in companies forming the index in same proportion as the underlying index
- ▶ **Diversification:** Buying a single unit currently offers diversification of 50 stocks across broad sectors of economy
- ▶ **Transparency:** Nifty Next 50 Index constituents are made available in public domain on a daily basis by NSE
- ▶ **Liquidity:** ETF units are traded on exchanges & can be easily liquidated during trading hours. Authorised Participants / Large Investors also have the option of coming to the AMC for procurement/sale of units in creation unit sizes (10,000 units with 1 unit equivalent to 1/100 of Nifty Next 50 Index)
- ▶ **Margin for trading:** Nippon India ETF Junior BeES is accepted as margin for trading on NSE with applicable haircut
- ▶ **Index track Record:** Base date Nov 1996, the index has a track record of 25 years. Nifty Next 50 index consist of the next 50 liquid stocks after 50 stocks traded on the National Stock Exchange

Source: NSE, NSE Indices Ltd. & NIMF internal Research

Why Invest in Nifty Next 50?

Nifty Next 50 forms the representation of large cap space of Indian Equity market with 50 stocks across broad sectors of economy. The index comprise of Next 50 Stocks after Nifty 50 stocks listed on NSE

Current Valuations

The P/E, P/B and dividend yield of Nifty Next 50 Index are as follows:

Date	Index Level	Price Earning (P/E)	Price to Book (P/B)	Dividend Yield (%)
31st May, 2022 (At Present)	38981.80	19.65	4.15	2.08

Source: www.nseindia.com

About the Nifty Next 50 Index

- ▶ The Nifty Next 50 index is a well-diversified 50 stock index representing 50 companies of Nifty 100 after excluding the Nifty 50 companies.
- ▶ Launched on December 1996 and base date of November 04, 1996 indexed to a base value of 1,000

Source: NSE Indices Ltd.

Note: The performance of the scheme shall be benchmarked to the Total Return (TRI) variant of the Index chosen as a benchmark.

Constituents of Nippon India ETF Junior BeES as on 31st May, 2022

Sr. No.	Stock Name	Weightage (%)	Sr. No.	Stock Name	Weightage (%)
1	Adani Enterprises Limited	5.47%	27	SBI Cards and Payment Services Limited	1.82%
2	Adani Green Energy Limited	3.69%	28	MindTree Limited	1.80%
3	Avenue Supermarts Limited	3.36%	29	Larsen & Toubro Infotech Limited	1.78%
4	SRF Limited	3.29%	30	Bank of Baroda	1.71%
5	Vedanta Limited	3.29%	31	ACC Limited	1.71%
6	Adani Transmission Limited	3.21%	32	InterGlobe Aviation Limited	1.63%
7	Pidilite Industries Limited	3.14%	33	Indus Towers Limited	1.50%
8	ICICI Lombard General Insurance Company Limited	2.97%	34	Bajaj Holdings & Investment Limited	1.46%
9	Info Edge (India) Limited	2.95%	35	Biocon Limited	1.40%
10	Dabur India Limited	2.78%	36	Berger Paints (I) Limited	1.37%
11	Havells India Limited	2.76%	37	Lupin Limited	1.37%
12	Indian Oil Corporation Limited	2.71%	38	NMDC Limited	1.32%
13	Godrej Consumer Products Limited	2.66%	39	Torrent Pharmaceuticals Limited	1.28%
14	Marico Limited	2.53%	40	HDFC Asset Management Company Limited	1.15%
15	Ambuja Cements Limited	2.49%	41	Bosch Limited	1.15%
16	GAIL (India) Limited	2.46%	42	Muthoot Finance Limited	1.14%
17	Cholamandalam Investment and Finance Company Ltd	2.46%	43	Steel Authority of India Limited	1.01%
18	Piramal Enterprises Limited	2.32%	44	Zydus Lifesciences Limited	0.89%
19	United Spirits Limited	2.21%	45	Punjab National Bank	0.86%
20	PI Industries Limited	2.04%	46	Gland Pharma Limited	0.86%
21	Bandhan Bank Limited	2.02%	47	Procter & Gamble Hygiene and Health Care Limited	0.74%
22	Colgate Palmolive (India) Limited	1.99%	48	Zomato Limited	0.60%
23	Siemens Limited	1.99%	49	FSN E-Commerce Ventures Limited	0.48%
24	DLF Limited	1.96%	50	One 97 Communications Limited	0.34%
25	Jubilant Foodworks Limited	1.94%	51	Cash & Other Receivables	0.08%
26	ICICI Prudential Life Insurance Company Limited	1.86%			
Total					100.00%

Note: The stocks mentioned form a part of the portfolio of the scheme and may or may not form a part of the portfolio in future. Please read Scheme Information Document carefully for more details and risk factors.

Scheme Performance of Nippon India ETF Junior BeES as on 31st May, 2022

NAV as on May 31, 2022: ₹410.5709				
Particulars	CAGR %			
	1 Year	3 Years	5 Years	Since Inception
Nippon India ETF Junior BeES	4.23	12.73	9.24	19.25
B:Nifty Next 50 TRI	4.47	13.01	9.55	20.39
AB:Nifty 50 TRI	7.90	13.03	12.97	16.89
Value of ₹10000 Invested				
Nippon India ETF Junior BeES	10,423	14,329	15,557	2,98,090
B:Nifty Next 50 TRI	10,447	14,437	15,783	3,58,286
AB:Nifty 50 TRI	10,790	14,447	18,403	2,02,729
Inception Date: Feb 21, 2003				
Fund Manager : Mehul Dama (Since September 2021)				

Performance as on 31st May, 2022

B: Benchmark, AB: Additional Benchmark, TRI: Total Return Index

TRI - Total Returns Index reflects the returns on the index arising from (a) constituent stock price movements and (b) dividend receipts from constituent index stocks, thereby showing a true picture of returns.

For Exchange Traded Funds of Nippon India Mutual Fund, performance is provided at Scheme level using IDCW Reinvestment NAV's, since there are no separate plan/option under such Schemes.

Period for which scheme's performance has been provided is computed basis last day of the month-end preceding the date of advertisement.

Past performance may or may not be sustained in future and the same may not necessarily provide the basis for comparison with other investment. Performance of the schemes (wherever provided) are calculated basis CAGR for the past 1 year, 3 years, 5 years and since inception. IDCWs (if any) are assumed to be reinvested at the prevailing NAV. Performance of the scheme would be Net of Dividend distribution tax, if any. Face value of scheme is Rs.1.25/- per unit. In case, the start/end date of the concerned period is non-business day (NBD), the NAV of the previous date is considered for computation of returns.

Finance Act 2020 has abolished dividend distribution tax on IDCW declared and paid by Mutual Fund scheme. W.e.f. 01.04.2020 IDCW received from Mutual fund scheme is taxable in the hands of investor and mutual fund scheme is required to withhold tax on IDCW as per applicable rate.

Performance of other open ended schemes managed by the same fund managers as on 31st May, 2022

Scheme Name/s	CAGR %					
	1 Year Return		3 Years Return		5 Years Return	
	Scheme	Benchmark	Scheme	Benchmark	Scheme	Benchmark
TOP 3						
CPSE ETF*	40.26	41.00	7.34	7.82	4.04	4.37
Nippon India ETF Infra BeES*	13.16	14.50	13.85	15.42	9.22	10.63
Nippon India ETF Consumption*	12.73	13.14	13.86	14.30	11.00	11.31
Bottom 3						
Nippon India Junior BeES FOF#	4.16	4.47	12.31	13.01	NA	NA
Nippon India Gold Savings Fund#	2.75	4.39	15.27	16.79	10.41	11.91
Nippon India ETF Bank BeES*	0.51	0.74	3.96	4.64	8.64	9.14

Nippon India Junior BeES FOF has not completed 5 years, the performance details of 1 & 3 years are provided herein

Mr. Mehul Dama has been managing CPSE ETF since Sept 2021

Mr. Mehul Dama has been managing Nippon India ETF Infra BeES since Nov 2018

Mr. Mehul Dama has been managing Nippon India ETF Consumption since Nov 2018

Mr. Mehul Dama has been managing Nippon India Junior BeES FOF since Mar 2019

Mr. Mehul Dama has been managing Nippon India Gold Savings Fund since Nov 2018

Mr. Mehul Dama has been managing Nippon India ETF Bank BeES since Sept 2021

Note:

- Mr. Mehul Dama manages 25 open-ended schemes of Nippon India Mutual Fund .
- In case the number of schemes managed by a fund manager is more than six, in the performance data of other schemes, the top 3 and bottom 3 schemes managed by fund manager has been provided herein are on the basis of 1 Year CAGR returns
- Period for which scheme's performance has been provided is computed basis last day of the month-end preceding the date of advertisement
- Different schemes shall have a different expense structure.

*The Scheme does not offer any Plans/Options. The performance details are provided at Scheme level using IDCW Reinvestment NAV's.

The performance details provided herein are of Growth Plan (Regular Plan).

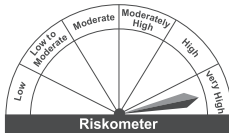
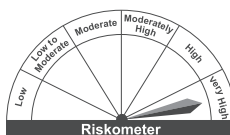
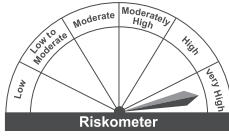
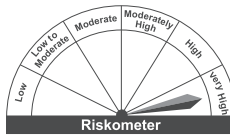
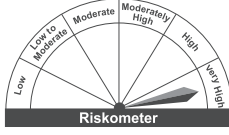
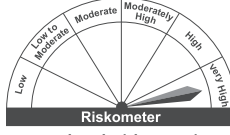

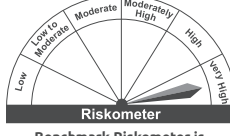
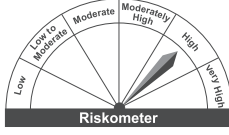

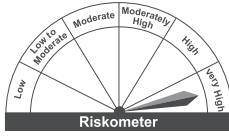
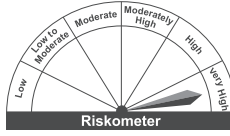
Past performance may or may not be sustained in future and the same may not necessarily provide the basis for comparison with other Investment. IDCWs (if any) are assumed to be reinvested at the prevailing NAV. Performance of the scheme would be Net of Dividend distribution tax, if any. Face value of Nippon India ETF Bank BeES is Re.1/- per unit. Face Value of other schemes is Rs.10/- per unit. In case, the start/end date of the concerned period is non-business day (NBD), the NAV of the previous date is considered for computation of returns.

Finance Act 2020 has abolished dividend distribution tax on IDCW declared and paid by Mutual Fund scheme. W.e.f. 01.04.2020 IDCW received from Mutual fund scheme is taxable in the hands of investor and mutual fund scheme is required to withhold tax on IDCW as per applicable rate.

Scheme Features of Nippon India ETF Junior BeES

Nature of Scheme	An Open Ended Index Exchange Traded Fund
Benchmark	Nifty Next 50 TRI
Fund Manager	Mehul Dama (Since September 2021)
Inception Date	February 21, 2003
Rule of 20 -25	Rule of a minimum of 20 investors and no single investor accounting for more than 25% of the corpus of the Scheme does not apply to ETFs
Asset Allocation	Securities constituting Nifty Next 50 Index : 95%-100% Money Market Instruments (with maturity not exceeding 91 days),including Tri - Party Repo on G-Secs or T-Bills, cash & cash equivalents: 0%-5%
Transparency/NAV Disclosure	Nippon India Mutual Fund shall declare the Net asset value of the scheme on every business day on AMFI's web-site www.amfiindia.com by 11:00 p.m. on the day of declaration of the NAV and also on mf.nipponindiaim.com

Value of Unit	The value of each unit of the Scheme would be approximately equal to 1/100th of the value of Nifty Next 50 Index
Load Structure	Entry & Exit Load : Nil
Minimum Application Amount	The minimum number of Units that can be bought or sold on the exchange is 1 (one) unit and in multiples of 1 unit. Directly from AMC: Allowed to Authorized Participants & Large Investors in form of creation unit size of 10,000 units
Dematerialization	Units of the scheme will only be available in Dematerialized (electronic) form only

Product Label			
Scheme Name	This Product is suitable for Investors who are Seeking*	Fund Riskometer	Benchmark Riskometer
CPSE ETF (An Open-ended Index Exchange Traded Fund) Benchmark : Nifty CPSE TRI	<ul style="list-style-type: none"> Long-term capital appreciation Investment in Securities covered by the Nifty CPSE Index. 	 <p>Riskometer Investors understand that their principal will be at Very High risk</p>	 <p>Riskometer Benchmark Riskometer is at Very High risk</p>
Nippon India ETF Infra BeES (An open ended index scheme listed on the Exchange in the form of an Exchange Traded Fund (ETF) tracking the Nifty Infrastructure Index) Benchmark : Nifty Infrastructure TRI	<ul style="list-style-type: none"> Long-term capital appreciation Investment in Securities covered by Nifty Infrastructure Index 	 <p>Riskometer Investors understand that their principal will be at Very High risk</p>	 <p>Riskometer Benchmark Riskometer is at Very High risk</p>
Nippon India ETF Consumption (An Open Ended Index Exchange Traded Fund) Benchmark : Nifty India Consumption TRI	<ul style="list-style-type: none"> Long term capital growth investment in equity and equity related securities and portfolios replicating the composition of Nifty India Consumption Index, subject to tracking errors. 	 <p>Riskometer Investors understand that their principal will be at Very High risk</p>	 <p>Riskometer Benchmark Riskometer is at Very High risk</p>
Nippon India Junior BeES FOF (An Open Ended fund of funds scheme investing in Nippon India ETF Junior BeES) Benchmark : Nifty Next 50 TRI	<ul style="list-style-type: none"> Long term capital appreciation Returns that will commensurate with the performance of Nippon India ETF Junior BeES through investment in units of Nippon India ETF Junior BeES 	 <p>Riskometer Investors understand that their principal will be at Very High risk</p>	 <p>Riskometer Benchmark Riskometer is at Very High risk</p>
Nippon India Gold Savings Fund (An open ended Fund of Fund Scheme) Benchmark : Domestic Price of Gold	<ul style="list-style-type: none"> Long term capital growth Returns that are commensurate with the performance of Nippon India ETF Gold BeES through investment in securities of Nippon India ETF Gold BeES 	 <p>Riskometer Investors understand that their principal will be at High risk</p>	 <p>Riskometer Benchmark Riskometer is at High risk</p>
Nippon India ETF Bank BeES (An Open Ended Index Exchange Traded Scheme) Benchmark : Nifty Bank TRI	<ul style="list-style-type: none"> Long-term capital appreciation Investment in Securities covered by Nifty Bank Index. 	 <p>Riskometer Investors understand that their principal will be at Very High risk</p>	 <p>Riskometer Benchmark Riskometer is at Very High risk</p>
*Investors should consult their financial advisors if in doubt about whether the product is suitable for them.			

Risk factors: The scheme invests in equity instrument and hence carries risk inherent in equities. Trading volumes, settlement periods and transfer procedures may restrict the liquidity of the investments. Investment in Money Market is subject to liquidity, credit, interest rate & reinvestment risk. For further Scheme specific risk factors, please refer the scheme information document.


Disclaimers

NSE Disclaimer: It is to be distinctly understood that the permission given by NSE should not in any way be deemed or construed that the Scheme Information Document has been cleared or approved by NSE nor does it certify the correctness or completeness of any of the contents of the Scheme Information Document. The investors are advised to refer to the Scheme Information Document for the full text of the Disclaimer Clause of NSE.

The views expressed herein constitute only the opinions and do not constitute any guidelines or recommendation on any course of action to be followed by the reader. This information is meant for general reading purposes only and is not meant to serve as a professional guide for the readers. Certain factual and statistical (both historical and projected) industry and market data and other information was obtained by NAM India from independent, third-party sources that it deems to be reliable, some of which have been cited above. However, NAM India has not independently verified any of such data or other information, or the reasonableness of the assumptions upon which such data and other information was based, and there can be no assurance as to the accuracy of such data and other information. Further, many of the statements and assertions contained in these materials reflect the belief of NAM India, which belief may be based in whole or in part on such data and other information.

The Sponsor, the Investment Manager, the Trustee or any of their respective directors, employees, associates or representatives do not assume any responsibility for, or warrant the accuracy, completeness, adequacy and reliability of such information. Whilst no action has been solicited based upon the information provided herein, due care has been taken to ensure that the facts are accurate and opinions given are fair and reasonable. This information is not intended to be an offer or solicitation for the purchase or sale of any financial product or instrument. Recipients of this information should rely on information/data arising out of their own investigations. Readers are advised to seek independent professional advice, verify the contents and arrive at an informed investment decision before making any investments.

None of the Sponsor, the Investment Manager, the Trustee, their respective directors, employees, associates or representatives shall be liable for any direct, indirect, special, incidental, consequential, punitive or exemplary damages, including lost profits arising in any way from the information contained in this material. The Sponsor, the Investment Manager, the Trustee, any of their respective directors, employees including the fund managers, associates, representatives including persons involved in the preparation or issuance of this material may from time to time, have long or short positions in, and buy or sell the securities thereof, of company(ies) / specific economic sectors mentioned herein.



Mutual Fund investments are subject to market risks, read all scheme related documents carefully.