

Nippon India ETF Nifty 1D Rate Liquid BeES

(An open-ended liquid scheme, listed on the Exchange in the form of an ETF, investing in Tri-Party Repo on G-sec or T-bills/ Repo & Reverse Repo with daily Dividend and compulsory reinvestment of Income Distribution cum capital withdrawal option. Relatively Low Interest Rate Risk and Relatively Low Credit Risk)

Potential Risk Class

Credit Risk →	Relatively Low (Class A)	Moderate (Class B)	Relatively High (Class C)
Interest Rate Risk ↓			
Relatively Low (Class I)	A-I		
Moderate (Class II)			
Relatively High (Class III)			

Product Label

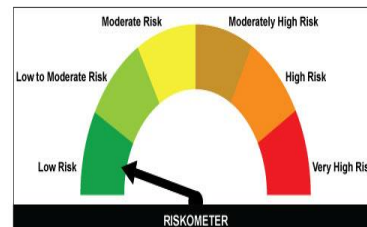
This product is suitable for investors who are seeking*:

Current Income with high degree of liquidity

Investment in Tri-Party Repo on G-sec or T-bills / Repo & Reverse Repo predominantly & Money Market Instruments

Scheme Riskometer

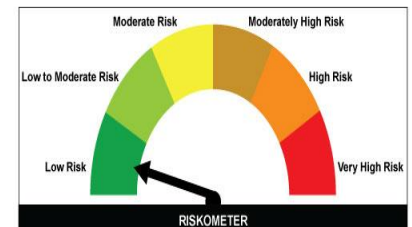
Nippon India ETF Nifty 1D Rate Liquid BeES



The risk of the scheme is Low

Benchmark Riskometer

Nifty 1D Rate Index



The risk of the benchmark is Low

***Investors should consult their financial advisors if in doubt about whether the product is suitable for them**

About –Nippon India ETF Nifty 1D Rate Liquid BeES

➤ Investment objective

The investment objective of Nippon India ETF Nifty 1D Rate Liquid BeES is to seek to provide current income, commensurate with low risk while providing a high level of liquidity through a portfolio of Tri-Party Repo on Government Securities or T-bills / Repo & Reverse Repo. The Scheme will provide returns that before expenses, closely correspond to the returns of Nifty 1D Rate index. There can be no assurance or guarantee that the investment objective of the Scheme will be achieved.

➤ Asset Allocation

Instruments	Indicative Allocation (% of Net Assets)	Risk Profile
Tri-Party Repo on Government Securities or T-bills / Repo & Reverse Repo	95% - 100%	Low
Other Money Market instruments (including cash and cash equivalent)	0% - 5%	Low

➤ Type of scheme

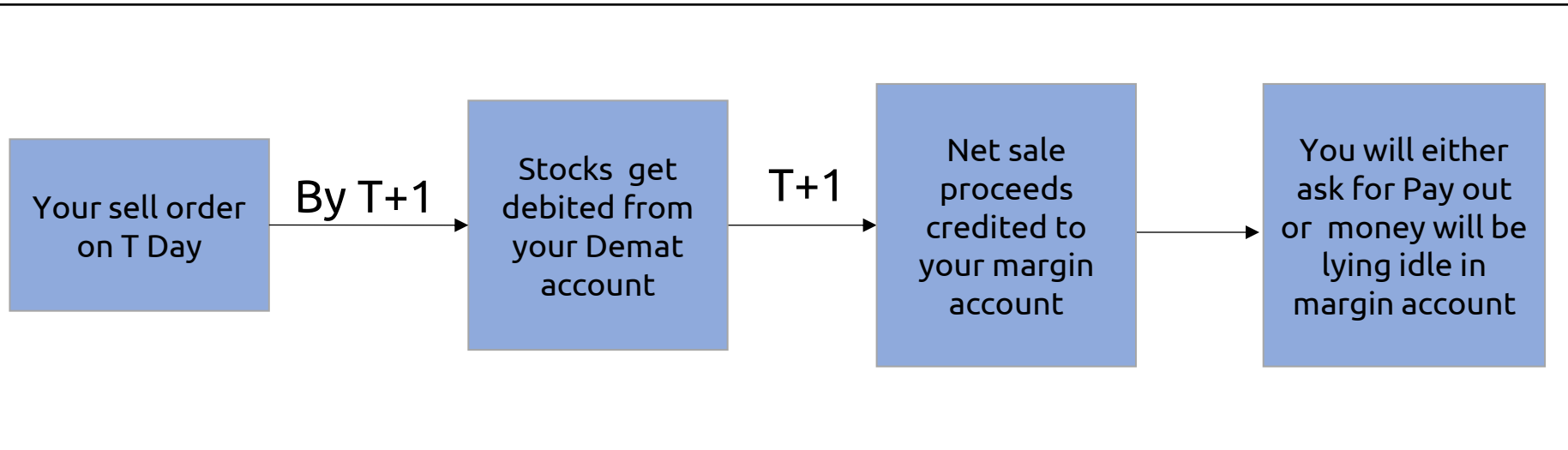
An open-ended liquid scheme, listed on the Exchange in the form of an ETF, investing in Tri-Party Repo on Government Securities or T-bills / Repo & Reverse Repo with daily Dividend and compulsory reinvestment of Income Distribution cum capital withdrawal option. Relatively Low Interest Rate Risk and Relatively Low Credit Risk

Convenient Tool for Investment

- Nippon India ETF Nifty 1D Rate Liquid BeES is an efficient and convenient solution for utilizing the cash balance between trades in the equity market
- When an investor sells his shares on any of exchanges in the equity markets, he can instruct the broker to purchase Nippon India ETF Nifty 1D Rate Liquid BeES of equal amount
- The returns are accrued to the investors in the form of a daily IDCW, which is compulsorily reinvested into the scheme. The units arising out of Reinvestment of Income Distribution cum capital withdrawal option are credited to the beneficiary (demat) account of the investor. The investors may start earning IDCWs from the date of settlement (T+1)
- Investors do not have to wait to receive sell proceeds from stock in order to deploy their proceeds in Nippon India ETF Nifty 1D Rate Liquid BeES

Nippon India ETF Nifty 1D Rate Liquid BeES - Application

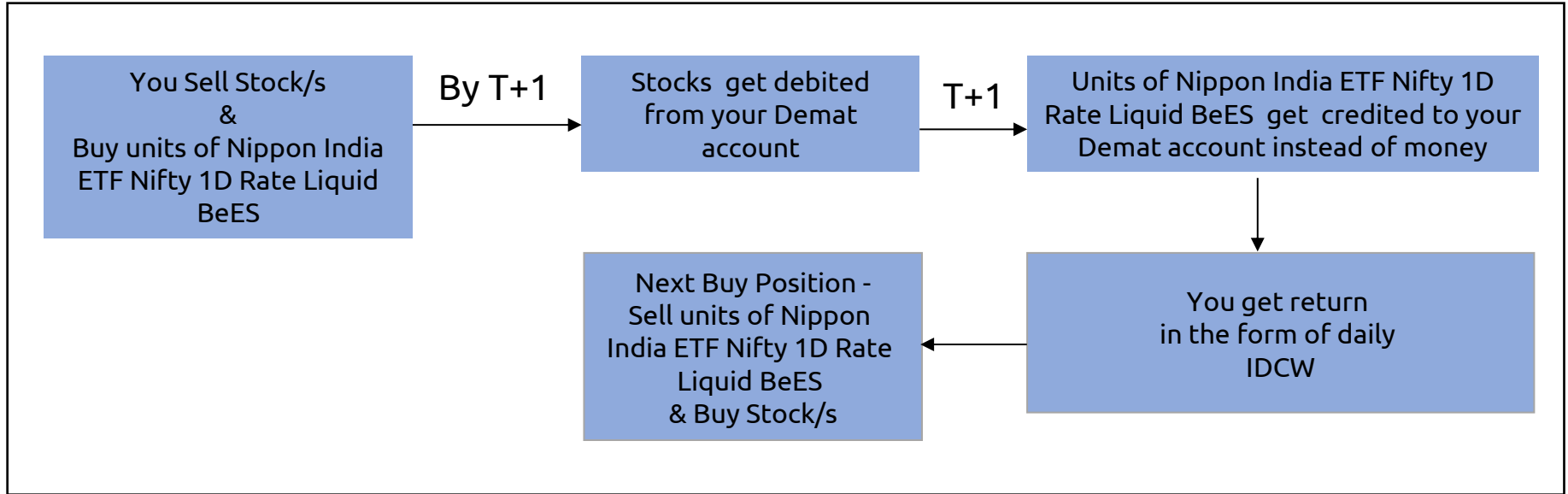
Normal Sell Transaction



Graphical representation is only for the understanding of normal market settlement practice. Special events like market holiday, merged settlement dates, short payin-payout, close out etc. are not considered for simplicity. This settlement is applicable only for Individual (non-institutional) Investors. The illustration is based on the assumption that you have provided the consent to keep your funds on running account basis in margin account you hold with your broker.

Nippon India ETF Nifty 1D Rate Liquid BeES – Application contd..

Normal sell transaction using Nippon India ETF Nifty 1D Rate Liquid BeES



Graphical representation is only for the understanding of normal market settlement practice. Special events like market holiday, merged settlement dates, short payin-payout, close out etc. are not considered for simplicity. This settlement is applicable only for Individual (non-institutional) Investors. The illustration is based on the assumption that you have provided the consent to keep your funds on running account basis in margin account you hold with your broker.

Note: Calculation of eligible IDCW will start from the day, Nippon India ETF Nifty 1D Rate Liquid BeES is credited to your Demat Account. Eligible IDCW declared is compulsorily reinvested into Nippon India ETF Nifty 1D Rate Liquid BeES and the additional units arising out of investment of such IDCW will be credited to your Demat account as per the corporate action calendar mentioned on our website <https://etf.nipponindiaim.com/>

Scheme Features

- Listed and traded on the capital market segment of the NSE
- The face value of each unit of Nippon India ETF Nifty 1D Rate Liquid BeES is Rs.1000 and the fund endeavors to keep the daily NAV at Rs.1000
- Units of Nippon India ETF Nifty 1D Rate Liquid BeES are uploaded up to 3 decimal points
- Constant quotes for any size at Rs. 999.99 to Rs.1000.01 on the NSE
- No Securities Transaction Tax (STT)
- Can be used as cash equivalent margin for derivatives segment with a 10% hair cut
- Minimum creation size** (directly with the Fund) of 2500 units and in multiple of 1 unit thereafter.
- Minimum lot-size to buy/ sell on the NSE is 1 unit and in multiples thereof
- Units of the scheme will be issued/ repurchased and traded compulsorily in demat form
- Investors can also redeem fraction of unit of the Scheme through the NMF-II Trading Member platform / facilities provided by the NSE
- Benchmark for the scheme: Nifty 1D Rate Index
- Expenses of the Scheme : 0.69% p.a^

^Expense Ratio as on December 31, 2024. For latest Expense Ratio, please visit the website etf.nipponindiaim.com

** w.e.f May 1, 2023, the execution value for large investors must be greater than Rs.25 crores (except for Schemes managed by Employee Provident Fund Organisation (EPFO), India and Recognized Provident Funds, Approved Gratuity Funds and Approved Superannuation Funds under Income Tax Act, 1961)

Portfolio Details

Portfolio as on December 31, 2024	
Issuer	% of Assets
Tri-Party Repo	99.66
Cash and Other Receivables	0.34
Grand Total	100.00
Other Details	
Creation Unit Size**	2500 Units
Exchange Listed	NSE
NSE Symbol	LIQUIDBEES
Residual Maturity@	1.00 Days
Modified Duration	1.00 Days
Macaulay Duration	1.00 Days

Data: As on December 31, 2024

** w.e.f May 1, 2023, the execution value for large investors must be greater than Rs.25 crores (except for Schemes managed by Employee Provident Fund Organisation (EPFO), India and Recognized Provident Funds, Approved Gratuity Funds and Approved Superannuation Funds under Income Tax Act, 1961)

@Since Residual Maturity is at portfolio level, it's a weighted average of residual maturity of all securities in the portfolio

Scheme Performance

Nippon India ETF Nifty 1D Rate Liquid BeES

NAV as on December 31, 2024: Rs 1,000.00

Particulars	Simple Annualised %			CAGR %			
	7 Days	15 Days	30 Days	1 Year	3 Years	5 Years	Since Inception
Nippon India ETF Nifty 1D Rate Liquid BeES	5.94	5.94	5.88	5.82	4.96	3.87	3.78
B:Nifty 1D Rate Index	6.65	6.66	6.62	6.73	6.08	4.98	NA
AB:Crisil 1 Yr T-Bill Index	6.27	4.21	4.80	7.43	6.16	5.57	5.97
Value of ₹10000 Invested							
Nippon India ETF Nifty 1D Rate Liquid BeES	10,011	10,024	10,048	10,583	11,565	12,094	22,183
B:Nifty 1D Rate Index	10,011	10,025	10,051	10,675	11,940	12,753	NA
AB:Crisil 1 Yr T-Bill Index	10,010	10,016	10,037	10,745	11,967	13,115	34,755

Inception Date: Jul 08, 2003

Fund Manager: Siddharth Deb (Since Nov 2012)

NA: Not Applicable has been mentioned for instances where the benchmark data for corresponding period is not available.

CAGR: Compounded Annualised Growth Rate

B: Benchmark, AB: Additional Benchmark

The performance details provided herein of Reinvestment of Income Distribution cum capital withdrawal option.

Period for which scheme's performance has been provided is computed basis last day of the month-end preceding the date of advertisement. Performance is provided at Scheme level as there are no separate plan/option under the Scheme.

Past performance may or may not be sustained in future and the same may not necessarily provide the basis for comparison with other investment. Performance of the schemes (wherever provided) are calculated basis Simple Annualized for the past 7 days, 15 days & 30 days and CAGR for the past 1 year, 3 years, 5 years & since inception. Returns are based on gross IDCW per unit declared by the Fund. Face value of Nippon India ETF Nifty 1D Rate Liquid BeES is Rs.1,000/-.

Finance Act 2020 has abolished dividend distribution tax on IDCW declared and paid by Mutual Fund scheme. W.e.f. 01.04.2020 IDCW received from Mutual fund scheme is taxable in the hands of investor and mutual fund scheme is required to withhold tax on IDCW as per applicable rate.

Performance of other schemes managed by Fund Manager

Performance as on December 31, 2024 for schemes managed by Siddharth Deb

Scheme Name/s	CAGR %					
	1 Year Return		3 Years Return		5 Years Return	
	Scheme	Benchmark	Scheme	Benchmark	Scheme	Benchmark
Top 3						
Nippon India ETF Hang Seng BeES*	25.45	26.78	2.61	3.45	-0.58	0.18
Nippon India Nifty G-Sec Jun 2036 Maturity Index Fund#	10.31	10.54	NA	NA	NA	NA
Nippon India ETF Nifty 8-13 yr G-Sec Long Term Gilt*	9.46	9.60	6.03	6.31	6.13	6.44
Bottom 3						
Nippon India Arbitrage Fund#	7.42	7.46	6.20	6.54	5.34	5.21
Nippon India Liquid Fund#	7.30	7.37	6.34	6.49	5.29	5.37
Nippon India Overnight Fund#	6.63	6.73	5.95	6.08	4.85	4.98

- Nippon India Arbitrated Fund is managed since September 2024
- Nippon India ETF Nifty 8-13 yr G-Sec Long-term Gilt is managed since March 2021
- Nippon India Nifty G - Sec Jun 2036 Maturity Index Fund is managed since Dec 2022
- Nippon India Overnight Fund and Nippon India Liquid Fund are managed since Mar 2022
- Nippon India Nifty ETF Hang Seng BeES is managed since Nov 2016

Notes:

- Mr. Siddharth Deb manages 17 open-ended schemes of Nippon India Mutual Fund.
- In case the number of schemes managed by a fund manager is more than six, in the performance data of other schemes, the top 3 and bottom 3 schemes managed by fund manager has been provided herein.
- Period for which scheme's performance has been provided is computed basis last day of the month-end preceding the date of advertisement.
- The performance of the scheme is benchmarked to the Total Return Variant of the Index.


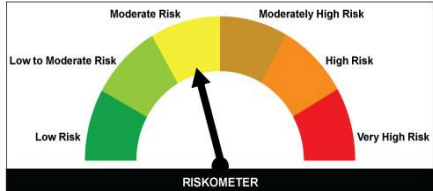
*The Scheme does not offer any Plans/Options. The performance details are provided at Scheme level using IDCW Reinvestment NAV's.

The performance details provided herein are of Growth Plan (Regular Plan).

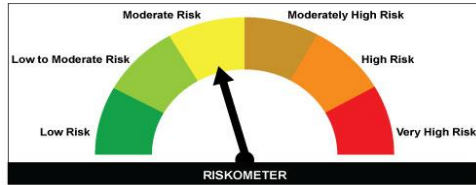

Past performance may or may not be sustained in future and the same may not necessarily provide the basis for comparison with other Investment. IDCWs (if any) are assumed to be reinvested at the prevailing NAV. Performance of the scheme would be Net of Dividend distribution tax, if any. Face value of Nippon India ETF Hang Seng BeES is Re.1/- per unit. Face value of Nippon India Overnight fund is 100 per unit. Face value of other schemes is Rs.10/- per unit In case, the start/end date of the concerned period is non-business day (NBD), the NAV of the previous date is considered for computation of returns. Finance Act 2020 has abolished dividend distribution tax on IDCW declared and paid by Mutual Fund scheme. W.e.f. 01.04.2020 IDCW received from Mutual fund scheme is taxable in the hands of investor and mutual fund scheme is required to withhold tax on IDCW as per applicable rate.

Product Label - Other schemes managed by Fund Manager

Nippon India Nifty G-Sec Jun 2036 Maturity Index Fund

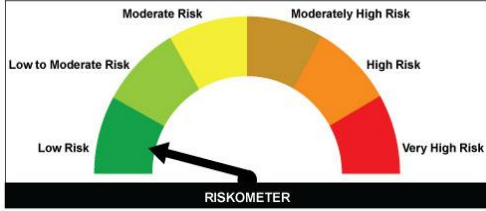
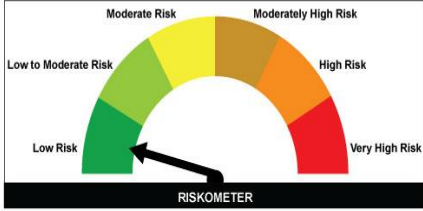
Product Label	Scheme Riskometer	Benchmark Riskometer
This product is suitable for investors who are seeking*:	Nippon India Nifty G-Sec Jun 2036 Maturity Index Fund	Nifty G-Sec Jun 2036 Index
Income over long term Investments in Government Securities that seek to track the Nifty G-Sec Jun 2036 Index, subject to tracking errors	 <p>The risk of the scheme is Moderate</p>	 <p>The risk of the benchmark is Moderate</p>
*Investors should consult their financial advisors if in doubt about whether the product is suitable for them		

Nippon India ETF Nifty 8-13 yr G-Sec Long-Term Gilt

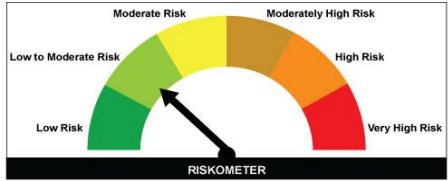
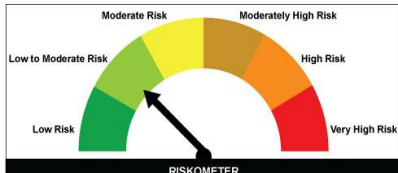
Product Label	Scheme Riskometer	Benchmark Riskometer
This product is suitable for investors who are seeking*:	Nippon India ETF Nifty 8-13 yr G-Sec Long Term Gilt	Nifty 8-13 yr G-Sec Index
Income over long term Investments in Gilt Securities replicating the composition of Nifty 8-13 yr G-Sec Index, subject to tracking errors	 <p>The risk of the scheme is Moderate</p>	 <p>The risk of the benchmark is Moderate</p>
*Investors should consult their financial advisors if in doubt about whether the product is suitable for them		

Product Label - Other schemes managed by Fund Manager

Nippon India Arbitrage Fund

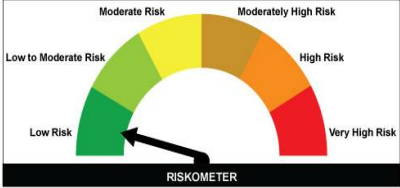
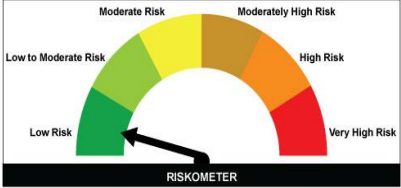
Product Label	Scheme Riskometer	Benchmark Riskometer
This product is suitable for investors who are seeking*:	Nippon India Arbitrage Fund	Nifty 50 Arbitrage Index
Income over short term Income through arbitrage opportunities between cash and derivative market and arbitrage opportunities within the derivative segment	 <p>The risk of the scheme is Low</p>	 <p>The risk of the benchmark is Low</p>
*Investors should consult their financial advisors if in doubt about whether the product is suitable for them		

Nippon India Liquid Fund

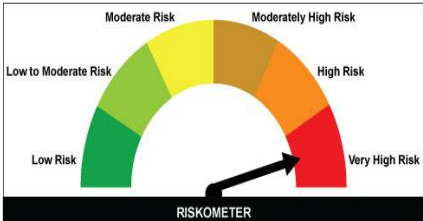
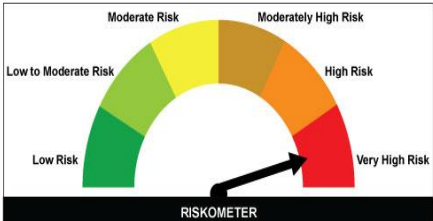
Product Label	Scheme Riskometer	Benchmark Riskometer
This product is suitable for investors who are seeking*:	Nippon India Liquid Fund	NIFTY Liquid Index A-I
Income over long term Investment in debt and money market instruments	 <p>The risk of the scheme is Low to Moderate</p>	 <p>The risk of the benchmark is Low to Moderate</p>
*Investors should consult their financial advisors if in doubt about whether the product is suitable for them		

Product Label - Other schemes managed by Fund Manager

Nippon India Overnight Fund

Product Label	Scheme Riskometer	Benchmark Riskometer
This product is suitable for investors who are seeking*:	Nippon India Overnight Fund	CRISIL Liquid Overnight Index
Income over short term Investment in Debt & Money Market Instruments with overnight maturity	 <p>The risk of the scheme is Low</p>	 <p>The risk of the benchmark is Low</p>
*Investors should consult their financial advisors if in doubt about whether the product is suitable for them		

Nippon India ETF Hang Seng BeES

Product Label	Scheme Riskometer	Benchmark Riskometer
This product is suitable for investors who are seeking*:	Nippon India ETF Hang Seng BeES	Hang Seng TRI
Long-term capital appreciation Investment in Securities covered by Hang Seng Index	 <p>The risk of the scheme is Very High</p>	 <p>The risk of the benchmark is Very High</p>
*Investors should consult their financial advisors if in doubt about whether the product is suitable for them		

Disclaimer

Risk Factors: Trading volumes and settlement periods may restrict liquidity in debt investments. Investment in Debt is subject to price, credit, and interest rate risk. The NAV of the Scheme may be affected, inter alia, by changes in the market conditions, interest rates, trading volumes, settlement periods and transfer procedures. The NAV may also be subjected to risk associated with tracking error, investment in derivatives or script lending as may be permissible by the Scheme Information Document. Past performance may or may not be sustained in future.

NSE Disclaimer: It is to be distinctly understood that the permission given by NSE should not in any way be deemed or construed that the Scheme Information Document has been cleared or approved by NSE nor does it certify the correctness or completeness of any of the contents of the Draft Scheme Information Document. The investors are advised to refer to the Scheme Information Document for the full text of the Disclaimer Clause of NSE.

Disclaimers

- The information herein is meant only for general reading purposes and the views being expressed only constitute opinions and therefore cannot be considered as guidelines, recommendations or as a professional guide for the readers. Certain factual and statistical information (historical as well as projected) pertaining to Industry and markets have been obtained from independent third-party sources, which are deemed to be reliable. It may be noted that since NAM India has not independently verified the accuracy or authenticity of such information or data, or for that matter the reasonableness of the assumptions upon which such data and information has been processed or arrived at; NAM India does not in any manner assure the accuracy or authenticity of such data and information. Some of the statements & assertions contained in these materials may reflect NAM India's views or opinions, which in turn may have been formed on the basis of such data or information.
- Before making any investments, the readers are advised to seek independent professional advice, verify the contents in order to arrive at an informed investment decision. None of the Sponsor, the Investment Manager, the Trustee, their respective directors, employees, Associate or representatives shall be liable in any way for any direct, indirect, special, incidental, consequential, punitive or exemplary damages, including on account of lost profits arising from the information contained in this material.

Mutual Fund investments are subject to market risks, read all scheme related documents carefully.

Thank you for your time!