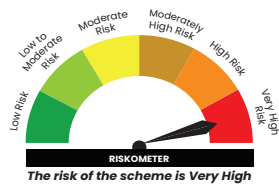
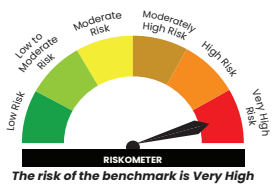


Nippon India ETF Nifty 50 Value 20

(An Open Ended Index Exchange Traded Fund)

Product label		
<p>This product is suitable for investors who are seeking*:</p> <ul style="list-style-type: none"> • Long term capital growth • Investment in equity and equity related securities and portfolios replicating the composition of Nifty 50 Value 20 Index, subject to tracking errors. <p>*Investors should consult their financial advisors if in doubt about whether the product is suitable for them.</p>	Scheme Riskometer	Benchmark Riskometer
	Nippon India ETF Nifty 50 Value 20  <p style="text-align: center; font-size: small;">The risk of the scheme is Very High</p>	Nifty 50 Value 20 TRI  <p style="text-align: center; font-size: small;">The risk of the benchmark is Very High</p>

Contents	
Why Equity ETF?	Page 2
Strategies used through Index based Equity ETFs	Page 2
Transaction Options available for investors	Page 2
Creation Unit Size	Page 2
Nippon India ETF Nifty 50 Value 20 – Investment Objective & Positioning	Page 3
Benefits of Nippon India ETF Nifty 50 Value 20	Page 3
About NIFTY 50 VALUE 20 Index	Page 3
Scheme Portfolio - Nippon India ETF Nifty 50 Value 20	Page 4
Scheme Performance of Nippon India ETF Nifty 50 Value 20	Page 4
Performance of other open ended schemes managed by the same fund manager	Page 5
Scheme Features Nippon India ETF Nifty 50 Value 20	Page 5
Product Label	Page 6
Disclaimers	Page 6

Nippon Life India Asset Management Limited (NAM India) is one of the largest asset managers with more than 29 years of experience in managing wealth of investors with a robust distribution network in India.

To cater to the increasing demand for passive management, we offer a variety of Exchange Traded Funds (ETFs) under “Nippon India ETFs”. Currently, we offer eighteen equity ETF’s – benchmarked against Nifty Bank TRI, Nifty 100 TRI, Nifty 50 TRI, Nifty Midcap 150 TRI, Nifty India Consumption TRI, Nifty Dividend Opportunities 50 TRI, Nifty 50 Value 20 TRI, Nifty Next 50 TRI, Nifty Infrastructure TRI, Nifty50 Shariah TRI, Nifty PSU bank TRI, Nifty CPSE TRI, Nifty IT TRI, Nifty Pharma TRI, Hang Seng TRI, BSE Sensex TRI, BSE Sensex Next 50 TRI & Nifty Auto TRI; four debt ETFs – benchmarked against Nifty 8-13 yr G- Sec Index, Nifty SDL Apr 2026 Top 20 Equal Weight Index, Nifty 5 Yr Benchmark G-Sec Index & Liquid ETF in money market space and two commodity ETF’s – based on domestic prices of Gold and Silver.

Why Equity ETF?

- ▶ **Ease of transaction** - Can be easily bought / sold like any other stock on the exchange through terminals spread across the country
- ▶ **Ease of Liquidity** - Can be bought / sold anytime during market hours (subject to availability of buyer/seller) at prices prevailing in the market. Thus, investor transacts at real-time prices.
- ▶ **Low Cost** - Generally less expensive than investing in multiple individual securities.
- ▶ **Other Special Features**
 - Instant diversification through exposure to a large number of stocks by purchasing as low as 1 unit
 - Buying / selling at close to live price and not end-of-day, also ability to put limit orders
 - Authorised Participants/ Market Makers / Large investors can buy directly from the AMC at Live Prices in creation unit sizes[^]

Strategies used through Index based Equity ETFs

- ▶ **Liquidity Management** - ETFs can be used for a given percentage of each asset class to provide a liquidity buffer across the asset allocation
- ▶ **Portfolio Completion** - ETFs allow investors to gain exposure to an asset class that is under-represented in the asset allocation
- ▶ **Cash Equitization** - ETFs assist in remaining fully invested into equity as per the allocation model, while maintaining liquidity, thus minimizing the cash drag effect on the portfolio
- ▶ **Portfolio Transitions** - Since ETFs are passive funds, they may help to maintain market exposure while there are changes in sector/ stock allocations in a portfolio, hence avoids the risk of missing any market movement

Transaction Options available for investors

Subscription	Process	Features
Through Stock Exchange	Online Terminal / Stock Broker	<ul style="list-style-type: none"> • Can trade as less as 1 Unit • Unit credit on T+1 • Transaction on Exchange traded price • No paperwork • Transaction on order matching and availability of quotes
Through AMC (Authorized Participants/ Market Makers & Large Investors)	Transaction form with requisite documents	<ul style="list-style-type: none"> • Can transact in multiples of creation unit size[^] • Transaction in exchange of Portfolio deposit & Cash Component
Redemption	Process	Features
Through Stock Exchange	Online terminal / Stock Broker	<ul style="list-style-type: none"> • Can trade as less as 1 Unit • Amount credited T+1
Through AMC (Authorized Participants/ Market Makers & Large Investors)	Redemption Request	<ul style="list-style-type: none"> • Can trade in multiples of creation unit size[^] • Transaction in exchange of Portfolio deposit & Cash Component

Creation Unit Size

Creation Unit size is the minimum denomination of unit that can be directly purchased/redeemed from AMC

Tradable Unit	Composition	Creation Unit Size [^]	NAV Value (Rs.)*	Approx. Basket Value (Rs.)*
1 Unit Nippon India ETF Nifty 50 Value 20	~ 1/100 of Nifty 50 Value 20 Index	30,000 units of Nippon India ETF Nifty 50 Value 20	138.3764	41,51,292

*Data as of 28th February, 2025 taken as reference value

Importance of Creation Unit Size

- In case of non-availability of sizeable quote, Investors can transact with the AMC in creation unit lots[^]
- Investors can transact both in form of cash or stock basket comprising the index
- Units are created at live NAV price plus expenses

Nippon India ETF Nifty 50 Value 20

Investment Objective: Nippon India ETF Nifty 50 Value 20

The investment objective of the scheme is to provide investment returns closely corresponding to the total returns of the securities as represented by the NIFTY 50 VALUE 20 Index before expenses, subject to tracking errors. However, there can be no assurance or guarantee that the investment objective of the Scheme will be achieved.

Positioning – Nippon India ETF Nifty 50 Value 20

- Investment in Nippon India ETF Nifty 50 Value 20 is a route to value investing in India
- It allows investors to take part in India growth story by essentially investing in 20 most liquid value blue chip companies listed on NSE.
- The index is designed to serve as both a benchmark and an investable index and is comprised of 20 constituent stocks representing large, relatively well-established companies across key sectors
- Investments in Nippon India ETF Nifty 50 Value 20 can form part of “core equity portfolio”, especially for Institutional investors
- By investing in Nippon India ETF Nifty 50 Value 20, strategies like “cash equitization” can be effectively deployed because of its inherent advantages like one of the best market representation.

Benefits of Nippon India ETF Nifty 50 Value 20

- ▶ **Liquidity:** Apart from being readily available for trade on the recognized stock exchanges, ETF units can also be bought in creation units size[^] by large investors directly from the asset management company.
- ▶ **Less of Ambiguity:** The ETF's investment strategy & stock selection is clearly defined, holding stocks as per the underlying Index in the same weightages
- ▶ **Diversification:** Buying a single unit will offer diversification benefit in the entire index companies
- ▶ **Transparency:** The index constituents are available in the public domain on a daily basis by NSE

Source: NSE & NSE Indices Ltd.

About NIFTY 50 VALUE 20 Index

The NIFTY 50 Value 20 Index is designed to reflect the behaviour and performance of a diversified portfolio of value companies forming a part of NIFTY 50 Index. It consists of the 20 most liquid value blue chip companies listed on NSE. The NIFTY 50 Value 20 Index has been computed historically from January 01, 2009.

At the time of rebalancing of shares/ change in index constituents/ change in investable weight factors (IWFs), the weightage of the index constituent (wherever applicable) is capped at 15%. Weightage of such stock may increase beyond 15% between the rebalancing periods.

Selection Criteria

In case of reconstitution of child indices, latest index composition including most recent changes in respective parent index whether announced or yet to be announced shall be considered. Child indices are defined as those indices where constituents are selected from a list of any other index. NIFTY 50 Value 20 index would be considered as a child index as constituents of this index selected from a list of NIFTY 50 index.

- Companies forming the part NIFTY 50 on the construction and rebalancing date are taken into consideration for selection of stocks
- Stocks are selected on the basis of Return on Capital Employed (ROCE), PE, PB and Dividend Yield (DY) and final ranking is derived to select the value stocks from NIFTY 50
- Ranks are assigned to all the NIFTY constituents based on each parameter i.e. ROCE, PE, PB & DY. Relatively lower PE and PB receives a better rank, while higher DY and ROCE receive a better rank
- Weights of 0.4, 0.3, 0.2 and 0.1 are assigned to ranks of ROCE, PE, PB and Dividend Yield respectively to derive the final ranking for selection.
- The top 20 companies as per the ascending order of the final ranking are selected to form the index

Index Re-Balancing:

Index is re-balanced on annual basis and implemented from last trading day of December

Source: NSE Indices Ltd.

Note: The performance of the scheme shall be benchmarked to the Total Return (TRI) variant of the Index chosen as a benchmark.

Scheme Portfolio - Nippon India ETF Nifty 50 Value 20 as on 28th February, 2025

Sr. No.	Stock Name	Weightage (%)	Sr. No.	Stock Name	Weightage (%)
1	ICICI Bank Limited	15.79%	12	Oil & Natural Gas Corporation Limited	2.57%
2	Infosys Limited	15.06%	13	Grasim Industries Limited	2.52%
3	ITC Limited	10.80%	14	Coal India Limited	2.46%
4	Tata Consultancy Services Limited	10.47%	15	Wipro Limited	2.31%
5	State Bank of India	7.80%	16	Dr. Reddy's Laboratories Limited	2.00%
6	HCL Technologies Limited	4.90%	17	IndusInd Bank Limited	1.92%
7	NTPC Limited	4.34%	18	Britannia Industries Limited	1.59%
8	Tata Motors Limited	3.83%	19	Hero MotoCorp Limited	1.40%
9	Power Grid Corporation of India Limited	3.34%	20	Bharat Petroleum Corporation Limited	1.35%
10	Hindalco Industries Limited	2.71%	21	Cash & Other Receivables	0.26%
11	Bajaj Auto Limited	2.58%			
Total					100.00%

Note: The stocks mentioned form a part of the portfolio of the scheme and may or may not form a part of the portfolio in future. Please read Scheme Information Document carefully for more details and risk factors.

Scheme Performance of Nippon India ETF Nifty 50 Value 20 as on 28th February, 2025

Fund / Benchmark (Value of ₹10,000 invested)	1 Year		3 Years		5 Years		Since Inception	
	Amount in ₹	Returns (%)	Amount in ₹	Returns (%)	Amount in ₹	Returns (%)	Amount in ₹	Returns (%)
NAV as on February 28, 2025: ₹138.3764								
Nippon India ETF Nifty 50 Value 20	Inception Date : Jun 18, 2015							
Nippon India ETF Nifty 50 Value 20	9,910	-0.90	14,428	12.99	25,473	20.54	37,207	14.49
B:Nifty 50 Value 20 TRI	9,946	-0.54	14,611	13.46	26,411	21.41	39,239	15.12
AB:BSE Sensex TRI	10,219	2.19	13,519	10.56	20,326	15.22	30,423	12.15
Fund Manager : Himanshu Mange (Since Dec 2023 till 31st Jan 2025), Jitendra Tolani (w.e.f Feb 01, 2025)								

Performance as on 28th February, 2025

B: Benchmark, AB: Additional Benchmark, TRI: Total Return Index

TRI - Total Returns Index reflects the returns on the index arising from (a) constituent stock price movements and (b) dividend receipts from constituent index stocks, thereby showing a true picture of returns.

For Exchange Traded Funds of Nippon India Mutual Fund, performance is provided at Scheme level using IDCW Reinvestment NAV's, since there are no separate plans/options under such Schemes.

Period for which scheme's performance has been provided is computed basis last day of the month-end preceding the date of advertisement.

Past performance may or may not be sustained in future and the same may not necessarily provide the basis for comparison with other investment. Performance of the schemes (wherever provided) are calculated basis CAGR for the past 1 year, 3 years, 5 years and since inception. IDCWs (if any) are assumed to be reinvested at the prevailing NAV. Performance of the scheme would be Net of Dividend distribution tax, if any. Face value of scheme is Re.1/- per unit. In case, the start/end date of the concerned period is non-business day (NBD), the NAV of the previous date is considered for computation of returns.

Finance Act 2020 has abolished dividend distribution tax on IDCW declared and paid by Mutual Fund scheme. W.e.f. 01.04.2020 IDCW received from Mutual fund scheme is taxable in the hands of investor and mutual fund scheme is required to withhold tax on IDCW as per applicable rate.

Performance of other open ended schemes managed by the same fund manager as on 28th February, 2025

Scheme Name/s	CAGR %								
	1 Year Return			3 Years Return			5 Years Return		
	Regular Plan	Direct Plan	Benchmark	Regular Plan	Direct Plan	Benchmark	Regular Plan	Direct Plan	Benchmark
TOP 3									
Nippon India Silver ETF Fund of Fund#	31.61	--	34.82	11.09	--	12.52	NA	--	NA
Nippon India Nifty Bank Index Fund#	4.73	5.34	5.76	NA	NA	NA	NA	NA	NA
Nippon India Nifty Pharma ETF*	4.66	--	4.96	15.88	--	16.16	NA	--	NA
Bottom 3									
Nippon India Nifty Alpha Low Volatility 30 Index Fund#	-7.70	-7.22	-6.60	NA	NA	NA	NA	NA	NA
Nippon India ETF Nifty 50 Shariah BeES*	-7.81	--	-6.71	3.48	--	4.56	13.66	--	14.92
Nippon India ETF Nifty PSU Bank BeES*	-18.23	--	-17.85	29.29	--	30.03	24.02	--	24.76

Nippon India Silver ETF Fund of Fund & Nippon India Nifty Pharma ETF have not completed 5 years, the performance details of 1 & 3 years are provided herein.

Nippon India Nifty Bank Index Fund & Nippon India Nifty Alpha Low Volatility 30 Index Fund have not completed 3 & 5 years, the performance details of 1 years are provided herein.

Mr. Jitendra Tolani has been managing Nippon India Silver ETF Fund of Fund since Feb 2025

Mr. Jitendra Tolani has been managing Nippon India Nifty Bank Index Fundsince Feb 2025

Mr. Jitendra Tolani has been managing Nippon India Nifty Pharma ETF since Feb 2025

Mr. Jitendra Tolani has been managing Nippon India Nifty Alpha Low Volatility 30 Index Fund since Feb 2025

Mr. Jitendra Tolani has been managing Nippon India ETF Nifty 50 Shariah BeES since Feb 2025

Mr. Jitendra Tolani has been managing Nippon India ETF Nifty PSU Bank BeES since Feb 2025

Note:

- a. Mr. Jitendra Tolani manages 19 open-ended schemes of Nippon India Mutual Fund .
- b. In case the number of schemes managed by a fund manager is more than six, in the performance data of other schemes, the top 3 and bottom 3 schemes managed by fund manager has been provided herein are on the basis of 1 Year CAGR returns
- c. Period for which scheme's performance has been provided is computed basis last day of the month-end preceding the date of advertisement
- d. Different schemes shall have a different expense structure.

#The performance details provided herein are of Growth plan.

*The Scheme does not offer any Plans/Options. The performance details are provided at Scheme level using IDCW Reinvestment NAV's.

Past performance may or may not be sustained in future and the same may not necessarily provide the basis for comparison with other Investment. IDCWs (if any) are assumed to be reinvested at the prevailing NAV. Performance of the scheme would be Net of Dividend distribution tax, if any. Face value of Nippon India ETF Nifty PSU Bank BeES is Re.1/- per unit. Face Value of other schemes is Rs.10/- per unit. In case, the start/end date of the concerned period is non-business day (NBD), the NAV of the previous date is considered for computation of returns.




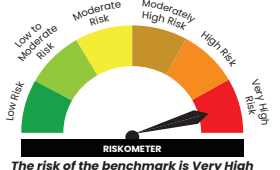
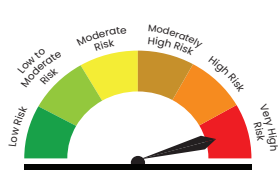




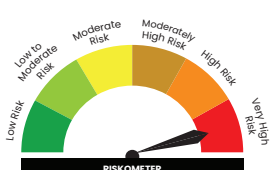

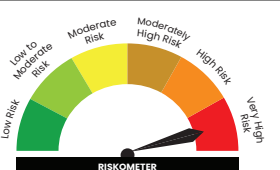
Finance Act 2020 has abolished dividend distribution tax on IDCW declared and paid by Mutual Fund scheme. W.e.f. 01.04.2020 IDCW received from Mutual fund scheme is taxable in the hands of investor and mutual fund scheme is required to withhold tax on IDCW as per applicable rate.

Scheme Features of Nippon India ETF Nifty 50 Value 20

Nature of Scheme	An Open Ended Index Exchange Traded Fund
Benchmark	NIFTY 50 VALUE 20 TRI
Fund Manager	Jitendra Tolani (w.e.f Feb 01, 2025)
Rule of 20 -25	Rule of a minimum of 20 investors and no single investor accounting for more than 25% of the corpus of the Scheme does not apply to ETFs
Asset Allocation	Securities constituting NIFTY 50 VALUE 20 Index : 95%-100% Money Market instruments including Tri - Party Repo on G-Secs or T-Bills (with maturity not exceeding 91 days): 0%-5% Investors are requested to refer SID for more details.
Transparency/NAV Disclosure	Nippon India Mutual Fund shall declare the Net asset value of the scheme on every business day on AMFI's website www.amfiindia.com by 11:00 p.m. on the day of declaration of the NAV and also on mf.nipponindiaim.com
Value of Unit	The value of each unit of the Scheme would be approximately equal to 1/100th of the value of NIFTY 50 VALUE 20 Index
Load Structure	Exit Load : Not Applicable
Minimum Application Amount	The minimum number of Units that can be bought or sold on the exchange is 1 (one) unit and in multiples of 1 unit. Directly from AMC: Allowed to Authorized Participants/ Market Makers & Large Investors in form of creation unit size [^] of 30,000 units.
Dematerialization	Units of the scheme will be available in Dematerialized (electronic) form only
NSE Symbol	NV20BEES

[^] w.e.f May 1, 2023, the execution value for large investors must be greater than Rs.25 crores (except for Schemes managed by Employee Provident Fund Organisation (EPFO), India and Recognized Provident Funds, Approved Gratuity Funds and Approved Superannuation Funds under Income Tax Act, 1961)

Product Label

Scheme Name	This Product is suitable for Investors who are Seeking*	Scheme Riskometer	Benchmark Riskometer
<p>Nippon India Silver ETF Fund of Fund (An Open Ended Fund of Fund scheme investing in units of Nippon India Silver ETF.)</p> <p>Benchmark : Domestic Price of Silver (based on LBMA Silver daily spot fixing price)</p>	<ul style="list-style-type: none"> • Long term capital growth • Returns that are commensurate with the performance of Nippon India Silver ETF through investment in units of Nippon India Silver ETF 	 <p>The risk of the scheme is Very High</p>	 <p>The risk of the benchmark is Very High</p>
<p>Nippon India Nifty Bank Index Fund (An open ended scheme replicating/tracking Nifty Bank Index)</p> <p>Benchmark : Nifty Bank TRI</p>	<ul style="list-style-type: none"> • Long term capital growth • Investment in equity and equity related securities and portfolio replicating the composition of the Nifty Bank Index, subject to tracking errors. 	 <p>The risk of the scheme is Very High</p>	 <p>The risk of the benchmark is Very High</p>
<p>Nippon India Nifty Pharma ETF (An open ended scheme replicating/ tracking NIFTY Pharma Index.)</p> <p>Benchmark : Nifty Pharma TRI</p>	<ul style="list-style-type: none"> • Long term capital growth • Investment in equity and equity related securities and portfolios replicating the composition of Nifty Pharma Index, subject to tracking errors 	 <p>The risk of the scheme is Very High</p>	 <p>The risk of the benchmark is Very High</p>
<p>Nippon India Nifty Alpha Low Volatility 30 Index Fund (An open ended scheme replicating/tracking Nifty Alpha Low Volatility 30 Index.)</p> <p>Benchmark : Nifty Alpha Low Volatility 30 TRI</p>	<ul style="list-style-type: none"> • Long term capital growth • Investment in equity and equity related securities and portfolio replicating the composition of the Nifty Alpha Low Volatility 30 Index, subject to tracking errors. 	 <p>The risk of the scheme is Very High</p>	 <p>The risk of the benchmark is Very High</p>
<p>Nippon India ETF Nifty 50 Shariah BeES (The fund employs a passive investment approach designed to track the performance of Nifty50 Shariah TRI. The fund seeks to achieve this goal by investing in securities constituting the Nifty50 Shariah Index in same proportion as in the Index.)</p> <p>Benchmark : Nifty50 Shariah TRI</p>	<ul style="list-style-type: none"> • Long-term capital appreciation • Investment in Securities covered by Nifty50 Shariah Index 	 <p>The risk of the scheme is Very High</p>	 <p>The risk of the benchmark is Very High</p>
<p>Nippon India ETF Nifty PSU Bank BeES (An open ended index scheme, listed on the Exchange in the form of an Exchange Traded Fund (ETF) tracking the Nifty PSU Bank Index.)</p> <p>Benchmark : Nifty PSU Bank TRI</p>	<ul style="list-style-type: none"> • Long-term capital appreciation • Investment in Securities covered by Nifty PSU Bank Index 	 <p>The risk of the scheme is Very High</p>	 <p>The risk of the benchmark is Very High</p>

*Investors should consult their financial advisors if in doubt about whether the product is suitable for them.

Risk factors: The scheme invests in equity instrument and hence carries risk inherent in equities. Trading volumes, settlement periods and transfer procedures may restrict the liquidity of the investments. Investment in Money Market instruments is subject to liquidity, credit, interest rate & reinvestment risk. For further Scheme specific risk factors, please refer the scheme information document.


Disclaimers

NSE Disclaimer: It is to be distinctly understood that the permission given by NSE should not in any way be deemed or construed that the Scheme Information Document has been cleared or approved by NSE nor does it certify the correctness or completeness of any of the contents of the Scheme Information Document. The investors are advised to refer to the Scheme Information Document for the full text of the Disclaimer Clause of NSE

The views expressed herein constitute only the opinions and do not constitute any guidelines or recommendation on any course of action to be followed by the reader. This information is meant for general reading purposes only and is not meant to serve as a professional guide for the readers. Certain factual and statistical (both historical and projected) industry and market data and other information was obtained by NAM India from independent, third-party sources that it deems to be reliable, some of which have been cited above. However, NAM India has not independently verified any of such data or other information, or the reasonableness of the assumptions upon which such data and other information was based, and there can be no assurance as to the accuracy of such data and other information. Further, many of the statements and assertions contained in these materials reflect the belief of NAM India, which belief may be based in whole or in part on such data and other information.

The Sponsor, the Investment Manager, the Trustee or any of their respective directors, employees, associates or representatives do not assume any responsibility for, or warrant the accuracy, completeness, adequacy and reliability of such information. Whilst no action has been solicited based upon the information provided herein, due care has been taken to ensure that the facts are accurate and opinions given are fair and reasonable. This information is not intended to be an offer or solicitation for the purchase or sale of any financial product or instrument. Recipients of this information should rely on information/data arising out of their own investigations. Readers are advised to seek independent professional advice, verify the contents and arrive at an informed investment decision before making any investments.

None of the Sponsor, the Investment Manager, the Trustee, their respective directors, employees, associates or representatives shall be liable for any direct, indirect, special, incidental, consequential, punitive or exemplary damages, including lost profits arising in any way from the information contained in this material. The Sponsor, the Investment Manager, the Trustee, any of their respective directors, employees including the fund managers, associates, representatives including persons involved in the preparation or issuance of this material may from time to time, have long or short positions in, and buy or sell the securities thereof, of company(ies) / specific economic sectors mentioned herein.



Mutual Fund investments are subject to market risks, read all scheme related documents carefully.