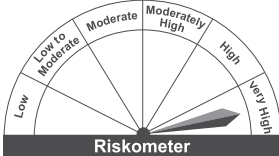
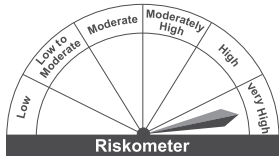


## Nippon India ETF Nifty 50 Value 20 (An Open Ended Index Exchange Traded Fund)

Product label		
<p><b>This product is suitable for investors who are seeking*:</b></p> <ul style="list-style-type: none"> <li>• Long term capital growth</li> <li>• Investment in equity and equity related securities and portfolios replicating the composition of Nifty 50 Value 20 Index, subject to tracking errors.</li> </ul> <p>*Investors should consult their financial advisors if in doubt about whether the product is suitable for them.</p>	<p><b>Nippon India ETF Nifty 50 Value 20</b></p>  <p><b>Riskometer</b> Investors understand that their principal will be at Very High risk</p>	<p><b>Nifty 50 Value 20 TRI</b></p>  <p><b>Riskometer</b> Benchmark Riskometer is at Very High risk</p>

Contents	
Why Equity ETF?	Page 2
Strategies used through Index based Equity ETFs	Page 2
Transaction Options available for investors	Page 2
Creation Unit Size	Page 2
Nippon India ETF Nifty 50 Value 20 – Investment Objective & Positioning	Page 3
Benefits of Nippon India ETF Nifty 50 Value 20	Page 3
About NIFTY 50 VALUE 20 Index	Page 3
Scheme Portfolio – Nippon India ETF Nifty 50 Value 20	Page 4
Scheme Performance of Nippon India ETF Nifty 50 Value 20	Page 4
Performance of other open ended schemes managed by the same fund manager	Page 5
Scheme Features Nippon India ETF Nifty 50 Value 20	Page 5
Product Label	Page 6
Disclaimers	Page 6

**Nippon Life India Asset Management Limited (NAM India)** is one of the largest asset managers with more than 28 years of experience in managing wealth of investors with a robust distribution network in India.

To cater to the increasing demand for passive management, we offer a variety of Exchange Traded Funds (ETFs) under “Nippon India ETFs”. Currently, we offer seventeen equity ETF’s – benchmarked against Nifty Bank TRI, Nifty 100 TRI, Nifty 50 TRI, Nifty Midcap 150 TRI, Nifty India Consumption TRI, Nifty Dividend Opportunities 50 TRI, Nifty 50 Value 20 TRI, Nifty Next 50 TRI, Nifty Infrastructure TRI, Nifty50 Shariah TRI, Nifty PSU bank TRI, Nifty CPSE TRI, Nifty IT TRI, Nifty Pharma TRI, Hang Seng TRI, BSE Sensex TRI, BSE Sensex Next 50 TRI & Nifty Auto TRI; five debt ETFs – benchmarked against Nifty 8-13 yr G- Sec Index, Nifty SDL Apr 2026 Top 20 Equal Weight Index, Nifty 5 Yr Benchmark G-Sec Index & Liquid ETF in money market space and two commodity ETF’s – based on domestic prices of Gold and Silver.

## Why Equity ETF?

- ▶ **Ease of transaction** - Can be easily bought / sold like any other stock on the exchange through terminals spread across the country
- ▶ **Ease of Liquidity** - Can be bought / sold anytime during market hours (subject to availability of buyer/seller) at prices prevailing in the market. Thus, investor transacts at real-time prices.
- ▶ **Low Cost** - Generally less expensive than investing in multiple individual securities.
- ▶ **Other Special Features**
  - Instant diversification through exposure to a large number of stocks by purchasing as low as 1 unit
  - Buying / selling at close to live price and not end-of-day, also ability to put limit orders
  - Authorised Participants/ Market Makers / Large investors can buy directly from the AMC at Live Prices in creation unit sizes<sup>^</sup>

## Strategies used through Index based Equity ETFs

- ▶ **Liquidity Management** - ETFs can be used for a given percentage of each asset class to provide a liquidity buffer across the asset allocation
- ▶ **Portfolio Completion** - ETFs allow investors to gain exposure to an asset class that is under-represented in the asset allocation
- ▶ **Cash Equitization** - ETFs assist in remaining fully invested into equity as per the allocation model, while maintaining liquidity, thus minimizing the cash drag effect on the portfolio
- ▶ **Portfolio Transitions** - Since ETFs are passive funds, they may help to maintain market exposure while there are changes in sector/ stock allocations in a portfolio, hence avoids the risk of missing any market movement

## Transaction Options available for investors

Subscription	Process	Features
<b>Through Stock Exchange</b>	Online Terminal / Stock Broker	<ul style="list-style-type: none"> <li>• Can trade as less as 1 Unit</li> <li>• Unit credit on T+1</li> <li>• Transaction on Exchange traded price</li> <li>• No paperwork</li> <li>• Transaction on order matching and availability of quotes</li> </ul>
<b>Through AMC</b> (Authorized Participants/ Market Makers & Large Investors)	Transaction form with requisite documents	<ul style="list-style-type: none"> <li>• Can transact in multiples of creation unit size<sup>^</sup></li> <li>• Transaction in exchange of Portfolio deposit &amp; Cash Component</li> </ul>
Redemption	Process	Features
<b>Through Stock Exchange</b>	Online terminal / Stock Broker	<ul style="list-style-type: none"> <li>• Can trade as less as 1 Unit</li> <li>• Amount credited T+1</li> </ul>
<b>Through AMC</b> (Authorized Participants/ Market Makers & Large Investors)	Redemption Request	<ul style="list-style-type: none"> <li>• Can trade in multiples of creation unit size<sup>^</sup></li> <li>• Transaction in exchange of Portfolio deposit &amp; Cash Component</li> </ul>

## Creation Unit Size

Creation Unit size is the minimum denomination of unit that can be directly purchased/redeemed from AMC

Tradable Unit	Composition	Creation Unit Size <sup>^</sup>	NAV Value (Rs.)*	Approx. Basket Value (Rs.)*
1 Unit Nippon India ETF Nifty 50 Value 20	~ 1/100 of Nifty 50 Value 20 Index	30,000 units of Nippon India ETF Nifty 50 Value 20	156.656	46,99,680

\*Data as of 31st October, 2024 taken as reference value

## Importance of Creation Unit Size

- In case of non-availability of sizeable quote, Investors can transact with the AMC in creation unit lots<sup>^</sup>
- Investors can transact both in form of cash or stock basket comprising the index
- Units are created at live NAV price plus expenses

## Nippon India ETF Nifty 50 Value 20

### Investment Objective: Nippon India ETF Nifty 50 Value 20

The investment objective of the scheme is to provide investment returns closely corresponding to the total returns of the securities as represented by the NIFTY 50 VALUE 20 Index before expenses, subject to tracking errors. However, there can be no assurance or guarantee that the investment objective of the Scheme will be achieved.

### Positioning – Nippon India ETF Nifty 50 Value 20

- Investment in Nippon India ETF Nifty 50 Value 20 is a route to value investing in India
- It allows investors to take part in India growth story by essentially investing in 20 most liquid value blue chip companies listed on NSE.
- The index is designed to serve as both a benchmark and an investable index and is comprised of 20 constituent stocks representing large, relatively well-established companies across key sectors
- Investments in Nippon India ETF Nifty 50 Value 20 can form part of “core equity portfolio”, especially for Institutional investors
- By investing in Nippon India ETF Nifty 50 Value 20, strategies like “cash equitization” can be effectively deployed because of its inherent advantages like one of the best market representation.

## Benefits of Nippon India ETF Nifty 50 Value 20

- ▶ **Liquidity:** Apart from being readily available for trade on the recognized stock exchanges, ETF units can also be bought in creation units size<sup>^</sup> by large investors directly from the asset management company.
- ▶ **Less of Ambiguity:** The ETF's investment strategy & stock selection is clearly defined, holding stocks as per the underlying Index in the same weightages
- ▶ **Diversification:** Buying a single unit will offer diversification benefit in the entire index companies
- ▶ **Transparency:** The index constituents are available in the public domain on a daily basis by NSE

**Source:** NSE & NSE Indices Ltd.

## About NIFTY 50 VALUE 20 Index

The NIFTY 50 Value 20 Index is designed to reflect the behaviour and performance of a diversified portfolio of value companies forming a part of NIFTY 50 Index. It consists of the 20 most liquid value blue chip companies listed on NSE. The NIFTY 50 Value 20 Index has been computed historically from January 01, 2009.

At the time of rebalancing of shares/ change in index constituents/ change in investable weight factors (IWFs), the weightage of the index constituent (wherever applicable) is capped at 15%. Weightage of such stock may increase beyond 15% between the rebalancing periods.

### Selection Criteria

In case of reconstitution of child indices, latest index composition including most recent changes in respective parent index whether announced or yet to be announced shall be considered. Child indices are defined as those indices where constituents are selected from a list of any other index. NIFTY 50 Value 20 index would be considered as a child index as constituents of this index selected from a list of NIFTY 50 index.

- Companies forming the part NIFTY 50 on the construction and rebalancing date are taken into consideration for selection of stocks
- Stocks are selected on the basis of Return on Capital Employed (ROCE), PE, PB and Dividend Yield (DY) and final ranking is derived to select the value stocks from NIFTY 50
- Ranks are assigned to all the NIFTY constituents based on each parameter i.e. ROCE, PE, PB & DY. Relatively lower PE and PB receives a better rank, while higher DY and ROCE receive a better rank
- Weights of 0.4, 0.3, 0.2 and 0.1 are assigned to ranks of ROCE, PE, PB and Dividend Yield respectively to derive the final ranking for selection.
- The top 20 companies as per the ascending order of the final ranking are selected to form the index

### Index Re-Balancing:

Index is re-balanced on annual basis and implemented from last trading day of December

**Source:** NSE Indices Ltd.

**Note:** The performance of the scheme shall be benchmarked to the Total Return (TRI) variant of the Index chosen as a benchmark.

## Scheme Portfolio - Nippon India ETF Nifty 50 Value 20 as on 31st October, 2024

Sr. No.	Stock Name	Weightage (%)	Sr. No.	Stock Name	Weightage (%)
1	ICICI Bank Limited	15.53%	12	Coal India Limited	2.54%
2	Infosys Limited	14.75%	13	Tech Mahindra Limited	2.53%
3	ITC Limited	11.27%	14	Grasim Industries Limited	2.49%
4	Tata Consultancy Services Limited	10.06%	15	Hindalco Industries Limited	2.47%
5	State Bank of India	7.82%	16	Wipro Limited	1.93%
6	NTPC Limited	4.79%	17	Dr. Reddy's Laboratories Limited	1.93%
7	HCL Technologies Limited	4.62%	18	IndusInd Bank Limited	1.73%
8	Power Grid Corporation of India Limited	3.60%	19	Britannia Industries Limited	1.67%
9	Tata Steel Limited	3.05%	20	Hero MotoCorp Limited	1.60%
10	Bajaj Auto Limited	2.71%	21	Cash & Other Receivables	0.35%
11	Oil & Natural Gas Corporation Limited	2.56%			
<b>Total</b>					<b>100.00%</b>

**Note:** The stocks mentioned form a part of the portfolio of the scheme and may or may not form a part of the portfolio in future. Please read Scheme Information Document carefully for more details and risk factors.

## Scheme Performance of Nippon India ETF Nifty 50 Value 20 as on 31st October, 2024

NAV as on October 31, 2024: ₹156.6560				
Particulars	CAGR %			
	1 Year	3 Years	5 Years	Since Inception
Nippon India ETF Nifty 50 Value 20	37.06	17.78	21.34	16.57
B:Nifty 50 Value 20 TRI	37.74	18.30	22.22	17.22
AB:BSE Sensex TRI	25.78	11.59	15.99	13.55
Value of ₹10000 Invested				
Nippon India ETF Nifty 50 Value 20	13,718	16,360	26,329	42,123
B:Nifty 50 Value 20 TRI	13,786	16,577	27,300	44,386
AB:BSE Sensex TRI	12,586	13,907	21,009	32,936
Inception Date : Jun 18, 2015				
Fund Manager : Himanshu Mange (Since Dec, 2023)				

### Performance as on 31st October, 2024

B: Benchmark, AB: Additional Benchmark, TRI: Total Return Index

TRI - Total Returns Index reflects the returns on the index arising from (a) constituent stock price movements and (b) dividend receipts from constituent index stocks, thereby showing a true picture of returns.

For Exchange Traded Funds of Nippon India Mutual Fund, performance is provided at Scheme level using IDCW Reinvestment NAV's, since there are no separate plans/options under such Schemes.

Period for which scheme's performance has been provided is computed basis last day of the month-end preceding the date of advertisement.

**Past performance may or may not be sustained in future** and the same may not necessarily provide the basis for comparison with other investment. Performance of the schemes (wherever provided) are calculated basis CAGR for the past 1 year, 3 years, 5 years and since inception. IDCWs (if any) are assumed to be reinvested at the prevailing NAV. Performance of the scheme would be Net of Dividend distribution tax, if any. Face value of scheme is Re.1/- per unit. In case, the start/end date of the concerned period is non-business day (NBD), the NAV of the previous date is considered for computation of returns.

Finance Act 2020 has abolished dividend distribution tax on IDCW declared and paid by Mutual Fund scheme. W.e.f. 01.04.2020 IDCW received from Mutual fund scheme is taxable in the hands of investor and mutual fund scheme is required to withhold tax on IDCW as per applicable rate.

## Performance of other open ended schemes managed by the same fund manager as on 31st October, 2024

Scheme Name/s	CAGR %					
	1 Year Return		3 Years Return		5 Years Return	
	Scheme	Benchmark	Scheme	Benchmark	Scheme	Benchmark
<b>TOP 3</b>						
CPSE ETF*	73.75	74.11	46.10	46.59	29.82	30.31
Nippon India ETF Nifty Next 50 Junior BeES*	59.26	59.71	19.09	19.37	20.12	20.43
Nippon India Nifty Next 50 Junior BeES FoF#	58.91	59.71	18.77	19.37	19.75	20.43
<b>Bottom 3</b>						
Nippon India ETF BSE Sensex*	25.68	25.78	11.54	11.59	15.88	15.99
Nippon India Index Fund - BSE Sensex Plan#	25.02	25.78	10.82	11.59	15.23	15.99
Nippon India ETF Nifty Bank BeES*	20.88	21.15	10.26	10.48	11.46	11.99

Mr. Himanshu Mange has been managing CPSE ETF since Dec 2023

Mr. Himanshu Mange has been managing Nippon India ETF Nifty Next 50 Junior BeES since Dec 2023

Mr. Himanshu Mange has been managing Nippon India Nifty Next 50 Junior BeES FoF since Dec 2023

Mr. Himanshu Mange has been managing Nippon India ETF BSE Sensex since Dec 2023

Mr. Himanshu Mange has been managing Nippon India Index Fund - BSE Sensex Plan since Dec 2023

Mr. Himanshu Mange has been managing Nippon India ETF Nifty Bank BeES since Dec 2023

**Note:**

- a. Mr. Himanshu Mange manages 30 open-ended schemes of Nippon India Mutual Fund .
- b. In case the number of schemes managed by a fund manager is more than six, in the performance data of other schemes, the top 3 and bottom 3 schemes managed by fund manager has been provided herein are on the basis of 1 Year CAGR returns
- c. Period for which scheme's performance has been provided is computed basis last day of the month-end preceding the date of advertisement
- d. Different schemes shall have a different expense structure.

#The performance details provided herein are of Growth Plan (Regular Plan).

\*The Scheme does not offer any Plans/Options. The performance details are provided at Scheme level using IDCW Reinvestment NAV's.

**Past performance may or may not be sustained in future** and the same may not necessarily provide the basis for comparison with other Investment. IDCWs (if any) are assumed to be reinvested at the prevailing NAV. Performance of the scheme would be Net of Dividend distribution tax, if any. Face value of Nippon India ETF Nifty Bank BeES is Re.1/- per unit. Face Value of other schemes is Rs.10/- per unit. Face value of Nippon India ETF Nifty Next 50 Junior BeES is 1.25 per unit. In case, the start/end date of the concerned period is non-business day (NBD), the NAV of the previous date is considered for computation of returns.

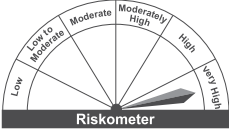
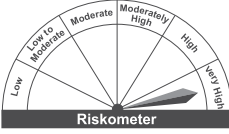
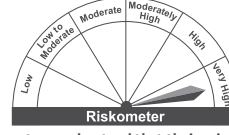
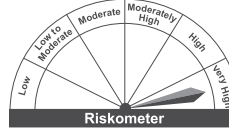
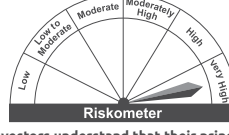
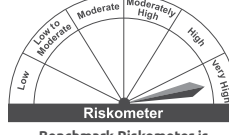



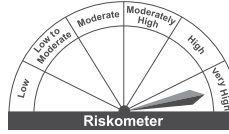

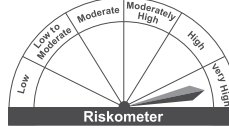
Finance Act 2020 has abolished dividend distribution tax on IDCW declared and paid by Mutual Fund scheme. W.e.f. 01.04.2020 IDCW received from Mutual fund scheme is taxable in the hands of investor and mutual fund scheme is required to withhold tax on IDCW as per applicable rate.

### Scheme Features of Nippon India ETF Nifty 50 Value 20

<b>Nature of Scheme</b>	An Open Ended Index Exchange Traded Fund
<b>Benchmark</b>	NIFTY 50 VALUE 20 TRI
<b>Fund Manager</b>	Himanshu Mange (Since Dec 2023)
<b>Rule of 20 -25</b>	Rule of a minimum of 20 investors and no single investor accounting for more than 25% of the corpus of the Scheme <b>does not apply</b> to ETFs
<b>Asset Allocation</b>	Securities constituting NIFTY 50 VALUE 20 Index : 95%-100% Money Market instruments including Tri - Party Repo on G-Secs or T-Bills (with maturity not exceeding 91 days): 0%-5% Investors are requested to refer SID for more details.
<b>Transparency/NAV Disclosure</b>	Nippon India Mutual Fund shall declare the Net asset value of the scheme on every business day on AMFI's website <a href="http://www.amfiindia.com">www.amfiindia.com</a> by 11:00 p.m. on the day of declaration of the NAV and also on <a href="http://mf.nipponindiaim.com">mf.nipponindiaim.com</a>
<b>Value of Unit</b>	The value of each unit of the Scheme would be approximately equal to 1/100th of the value of NIFTY 50 VALUE 20 Index
<b>Load Structure</b>	<b>Exit Load</b> : Not Applicable
<b>Minimum Application Amount</b>	The minimum number of Units that can be bought or sold on the exchange is 1 (one) unit and in multiples of 1 unit. Directly from AMC: Allowed to Authorized Participants/ Market Makers & Large Investors in form of creation unit size <sup>^</sup> of 30,000 units.
<b>Dematerialization</b>	Units of the scheme will be available in Dematerialized (electronic) form only
<b>NSE Symbol</b>	NV20BEES

<sup>^</sup> w.e.f May 1, 2023, the execution value for large investors must be greater than Rs.25 crores (except for Schemes managed by Employee Provident Fund Organisation (EPFO), India and Recognized Provident Funds, Approved Gratuity Funds and Approved Superannuation Funds under Income Tax Act, 1961)

## Product Label

Scheme Name	This Product is suitable for Investors who are Seeking*	Fund Riskometer	Benchmark Riskometer
<p><b>CPSE ETF</b> (An Open-ended Index Exchange Traded Fund)</p> <p><b>Benchmark :</b> Nifty CPSE TRI</p>	<ul style="list-style-type: none"> <li>Long-term capital appreciation</li> <li>Investment in Securities covered by the Nifty CPSE Index.</li> </ul>	 <p><b>Riskometer</b> Investors understand that their principal will be at Very High risk</p>	 <p><b>Riskometer</b> Benchmark Riskometer is at Very High risk</p>
<p><b>Nippon India ETF Nifty Next 50 Junior BeES</b> (An Open-ended Index Exchange Traded Fund)</p> <p><b>Benchmark :</b> Nifty Next 50 TRI</p>	<ul style="list-style-type: none"> <li>Long-term capital appreciation</li> <li>Investment in Securities covered by Nifty Next 50 Index</li> </ul>	 <p><b>Riskometer</b> Investors understand that their principal will be at Very High risk</p>	 <p><b>Riskometer</b> Benchmark Riskometer is at Very High risk</p>
<p><b>Nippon India Nifty Next 50 Junior BeES FoF</b> (An Open Ended fund of funds scheme investing in Nippon India ETF Nifty Next 50 Junior BeES.)</p> <p><b>Benchmark :</b> Nifty Next 50 TRI</p>	<ul style="list-style-type: none"> <li>Long-term capital appreciation</li> <li>Returns that will commensurate with the performance of Nippon India ETF Nifty Next 50 Junior BeES.</li> </ul>	 <p><b>Riskometer</b> Investors understand that their principal will be at Very High risk</p>	 <p><b>Riskometer</b> Benchmark Riskometer is at Very High risk</p>
<p><b>Nippon India ETF BSE Sensex</b> (An Open Ended Index Exchange Traded Fund.)</p> <p><b>Benchmark :</b> BSE Sensex TRI</p>	<ul style="list-style-type: none"> <li>Long term capital growth</li> <li>Investment in equity and equity related securities and portfolios replicating the composition of BSE Sensex Index, subject to tracking errors.</li> </ul>	 <p><b>Riskometer</b> Investors understand that their principal will be at Very High risk</p>	 <p><b>Riskometer</b> Benchmark Riskometer is at Very High risk</p>
<p><b>Nippon India Index Fund - BSE Sensex Plan</b> (An open ended scheme replicating/tracking BSE Sensex..)</p> <p><b>Benchmark :</b> BSE Sensex TRI</p>	<ul style="list-style-type: none"> <li>Long term capital growth</li> <li>Investment in equity and equity related securities and portfolios replicating the composition of the sensex, subject to tracking errors.</li> </ul>	 <p><b>Riskometer</b> Investors understand that their principal will be at Very High risk</p>	 <p><b>Riskometer</b> Benchmark Riskometer is at Very High risk</p>
<p><b>Nippon India ETF Nifty Bank BeES</b> (An Open Ended Index Exchange Traded Scheme.)</p> <p><b>Benchmark :</b> Nifty Bank TRI</p>	<ul style="list-style-type: none"> <li>Long-term capital appreciation</li> <li>Investment in Securities covered by Nifty Bank Index</li> </ul>	 <p><b>Riskometer</b> Investors understand that their principal will be at Very High risk</p>	 <p><b>Riskometer</b> Benchmark Riskometer is at Very High risk</p>


\*Investors should consult their financial advisors if in doubt about whether the product is suitable for them.

**Risk factors:** The scheme invests in equity instrument and hence carries risk inherent in equities. Trading volumes, settlement periods and transfer procedures may restrict the liquidity of the investments. Investment in Money Market instruments is subject to liquidity, credit, interest rate & reinvestment risk. For further Scheme specific risk factors, please refer the scheme information document.

#### **Disclaimers**

**NSE Disclaimer:** It is to be distinctly understood that the permission given by NSE should not in any way be deemed or construed that the Scheme Information Document has been cleared or approved by NSE nor does it certify the correctness or completeness of any of the contents of the Scheme Information Document. The investors are advised to refer to the Scheme Information Document for the full text of the Disclaimer Clause of NSE

The views expressed herein constitute only the opinions and do not constitute any guidelines or recommendation on any course of action to be followed by the reader. This information is meant for general reading purposes only and is not meant to serve as a professional guide for the readers. Certain factual and statistical (both historical and projected) industry and market data and other information was obtained by NAM India from independent, third-party sources that it deems to be reliable, some of which have been cited above. However, NAM India has not independently verified any of such data or other information, or the reasonableness of the assumptions upon which such data and other information was based, and there can be no assurance as to the accuracy of such data and other information. Further, many of the statements and assertions contained in these materials reflect the belief of NAM India, which belief may be based in whole or in part on such data and other information.



The Sponsor, the Investment Manager, the Trustee or any of their respective directors, employees, associates or representatives do not assume any responsibility for, or warrant the accuracy, completeness, adequacy and reliability of such information. Whilst no action has been solicited based upon the information provided herein, due care has been taken to ensure that the facts are accurate and opinions given are fair and reasonable. This information is not intended to be an offer or solicitation for the purchase or sale of any financial product or instrument. Recipients of this information should rely on information/data arising out of their own investigations. Readers are advised to seek independent professional advice, verify the contents and arrive at an informed investment decision before making any investments.

None of the Sponsor, the Investment Manager, the Trustee, their respective directors, employees, associates or representatives shall be liable for any direct, indirect, special, incidental, consequential, punitive or exemplary damages, including lost profits arising in any way from the information contained in this material. The Sponsor, the Investment Manager, the Trustee, any of their respective directors, employees including the fund managers, associates, representatives including persons involved in the preparation or issuance of this material may from time to time, have long or short positions in, and buy or sell the securities thereof, of company(ies) / specific economic sectors mentioned herein.

**Mutual Fund investments are subject to market risks, read all scheme related documents carefully.**