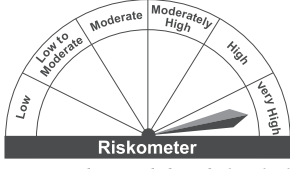
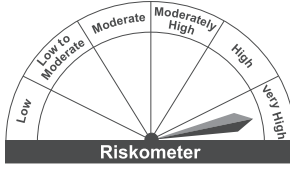


Nippon India ETF Nifty Bank BeES

(An Open Ended Index Exchange Traded Scheme)

Product label

| Product label | | |
|--|--|---|
| <p>This product is suitable for investors who are seeking*:</p> <ul style="list-style-type: none"> • Long-term capital appreciation • Investment in Securities covered by Nifty Bank Index. <p>*Investors should consult their financial advisors if in doubt about whether the product is suitable for them.</p> | <p>Nippon India ETF Nifty Bank BeES</p>  <p>Riskometer Investors understand that their principal will be at Very High risk</p> | <p>Nifty Bank TRI</p>  <p>Riskometer Benchmark Riskometer is at Very High risk</p> |
| | | |

Contents

| | |
|--|--------|
| Why Equity ETF? | Page 2 |
| Strategies used through Index based Equity ETFs | Page 2 |
| Transaction Options available for investors | Page 2 |
| Creation Unit Size | Page 2 |
| Nippon India ETF Nifty Bank BeES - Investment Objective & Positioning | Page 3 |
| Benefits of Nippon India ETF Nifty Bank BeES | Page 3 |
| Why Invest in Nifty Bank? | Page 3 |
| Current Valuations | Page 3 |
| Constituents of Nippon India ETF Nifty Bank BeES | Page 4 |
| Scheme Performance of Nippon India ETF Nifty Bank BeES | Page 4 |
| Performance of other open ended schemes managed by the same fund manager | Page 5 |
| Scheme Features Nippon India ETF Nifty Bank BeES | Page 5 |
| Product Label | Page 6 |
| Disclaimers | Page 7 |

Nippon Life India Asset Management Limited (NAM India) is one of the largest asset managers with more than 28 years of experience in managing wealth of investors with a robust distribution network in India.

To cater to the increasing demand for passive management, we offer a variety of Exchange Traded Funds (ETFs) under “Nippon India ETFs”. Currently, we offer eighteen equity ETF’s – benchmarked against Nifty Bank TRI, Nifty 100 TRI, Nifty 50 TRI, Nifty Midcap 150 TRI, Nifty India Consumption TRI, Nifty Dividend Opportunities 50 TRI, Nifty 50 Value 20 TRI, Nifty Next 50 TRI, Nifty Infrastructure TRI, Nifty50 Shariah TRI, Nifty PSU bank TRI, Nifty CPSE TRI, Nifty IT TRI, Nifty Pharma TRI, Hang Seng TRI, BSE Sensex TRI, BSE Sensex Next 50 TRI & Nifty Auto TRI; five debt ETFs – benchmarked against Nifty 8-13 yr G- Sec Index, Nifty CPSE Bond Plus SDL Sep 2024 50:50 Index, Nifty SDL Apr 2026 Top 20 Equal Weight Index, Nifty 5 Yr Benchmark G-Sec Index & Liquid ETF in money market space and Two commodity ETF’s – based on domestic prices of Gold and Silver.

Why Equity ETF?

- ▶ **Ease of transaction** - Can be easily bought / sold like any other stock on the exchange through terminals spread across the country
- ▶ **Ease of Liquidity** - Can be bought / sold anytime during market hours (subject to availability of buyer/seller) at prices prevailing in the market. Thus, investor transacts at real-time prices
- ▶ **Low Cost** - Generally less expensive than investing in multiple individual securities.
- ▶ **Other Special Features**
 - Instant diversification through exposure to a large number of stocks by purchasing as low as 1 unit
 - Buying / selling at close to live price and not end-of-day, also ability to put limit orders
 - Authorised Participants/ Market Makers Participants / Large investors can buy directly from the AMC at Live Prices in creation unit sizes^

Strategies used through Index based Equity ETFs

- ▶ **Liquidity Management** - ETFs can be used for a given percentage of each asset class to provide a liquidity buffer across the asset allocation
- ▶ **Portfolio Completion** - ETFs allow investors to gain exposure to an asset class that is under-represented in the asset allocation
- ▶ **Cash Equitization** - ETFs assist in remaining fully invested into equity as per the allocation model, while maintaining liquidity, thus minimizing the cash drag effect on the portfolio
- ▶ **Portfolio Transitions** - Since ETFs are passive funds, they may help to maintain market exposure while there are changes in sector/ stock allocations in a portfolio, hence avoids the risk of missing any market movement

Transaction Options available for investors

| Subscription | Process | Features |
|--|---|---|
| Through Stock Exchange | Online Terminal / Stock Broker | <ul style="list-style-type: none"> • Can trade as less as 1 Unit • Unit credit on T+1 • Transaction on Exchange traded price • No paperwork • Transaction on order matching and availability of quotes |
| Through AMC (Authorized Participants/ Market Makers Participants & Large Investors) | Transaction form with requisite documents | <ul style="list-style-type: none"> • Can transact in multiples of creation unit size^ • Transaction in exchange of Portfolio deposit & Cash Component |
| Redemption | Process | Features |
| Through Stock Exchange | Online terminal / Stock Broker | <ul style="list-style-type: none"> • Can trade as less as 1 Unit • Amount credited T+1 |
| Through AMC (Authorized Participants/ Market Makers Participants & Large Investors) | Redemption Request | <ul style="list-style-type: none"> • Can trade in multiples of creation unit size^ • Transaction in exchange of Portfolio deposit & Cash Component |

Creation Unit Size

Creation Unit size is the minimum denomination of unit that can be directly purchased/redeemed from AMC

| Tradable Unit | Composition | Creation Unit Size^ | NAV Value (Rs.)* | Approx. Basket Value (Rs.)* |
|---|-----------------------------|--|------------------|-----------------------------|
| 1 Unit Nippon India ETF Nifty Bank BeES | ~ 1/100 of Nifty Bank Index | 10,000 units of Nippon India ETF Nifty Bank BeES | 528.1979 | 52,81,979 |

*Data as of 31st July, 2024 taken as reference value

Importance of Creation Unit Size

- ▶ In case of non-availability of sizeable quote, Investors can transact with the AMC in creation unit lots^
- ▶ Investors can transact both in form of cash or stock basket comprising the index
- ▶ Units are created at live NAV price plus expenses

Nippon India ETF Nifty Bank BeES

Investment Objective Nippon India ETF Nifty Bank BeES

The investment objective of Nippon India ETF Nifty Bank BeES is to provide returns that, before expenses, closely correspond to the total returns of the Securities as represented by the Nifty Bank Index. There can be no assurance or guarantee that the investment objective of the Scheme will be achieved.

Positioning – Nippon India ETF Nifty Bank BeES

- Nippon India ETF Nifty Bank BeES is an Exchange Traded Fund (ETF) listed on NSE, and invests in stocks of Nifty Bank Index in the same proportion as the underlying Index
- Nippon India ETF Nifty Bank BeES is less expensive than investing in individual securities of the Nifty Bank Index.
- It provides an opportunity to investors for passively investing in a well-expanded portfolio of top banks as per free float market capitalization, as approximately represented by Nifty Bank Index

Benefits of Nippon India ETF Nifty Bank BeES

- ▶ **Well Defined Portfolio:** Nippon India ETF Nifty Bank BeES investment strategy & stock selection is clearly defined; it would replicate the Nifty Bank Index & invest only in companies forming the index in the same proportion as the underlying index
- ▶ **Diversification:** Buying a single unit currently offers diversification of 12 stocks in the banking sector
- ▶ **Transparency:** Nifty Bank Index constituents are made available in public domain on a daily basis by NSE
- ▶ **Liquidity:** ETF units are traded on exchanges & can be easily liquidated during trading hours (subject to availability of buyer/Seller). Authorised Participants/ Market Makers Participants / Large Investors also have the option of coming to the AMC for procurement/sale of units in creation unit sizes[^] (10,000 units with 1 unit equivalent to 1/100th of Nifty Bank Index).
- ▶ **Margin for trading:** Nippon India ETF Nifty Bank BeES is accepted as margin for trading on NSE with applicable haircut
- ▶ **Hedging option available:** Nippon India ETF Nifty Bank BeES allows one to take exposure to the banking sector with relatively less stock specific risk, as risk gets diversified among basket of stocks
- ▶ **Index track Record:** Launched in Sep-2003, base date 1-Jan-2000 the index has a track record of 24 years

Source: NSE & NSE Indices Ltd.

Why Invest in Nifty Bank?

Banking sector is backbone for any economy and is the key beneficiary as well as catalyst of economic recovery. We expect, the sector is set to benefit significantly from the domestic recovery over the medium to long term. The sector revival is usually characterized by the key phases of lowering of interest rates, asset quality improvement followed by higher credit off-take. The sector offers a good play on consumption & capex revival and can be a significant beneficiary of the domestic revival.

Nifty Bank Index forms the representation of Indian Banking Sector currently having 12 stocks comprising both private and PSU banks qualifying as per the index selection criterion. It is amongst the most traded sector index in India. With a lot of thrust from the government on development, this sector becomes attractive for investors.

*Sources: Bloomberg, BofAML Global Research estimates, World Bank, Government of India, IMF

Current Valuations

The P/E, P/B and dividend yield of Nifty Bank Index are as follows:

| Date | Index Level | Price Earning (P/E) | Price to Book (P/B) | Dividend Yield (%) |
|------------------------------|-------------|---------------------|---------------------|--------------------|
| 15-Sep-03 (Launch Date) | 1875.79 | 6.57 | 1.38 | 3.25 |
| 31st July, 2024 (At Present) | 51553.4 | 15.01 | 2.86 | 0.88 |

Note: Though Nifty Bank Index was launched on 15-Sep-03, the base date of the Index is 01-Jan-00. The historical index values of the index is available on www.nseindia.com. Past performance may or may not be sustained in future. Investors are advised to consult their financial advisor before making any investment.

Source: www.nseindia.com

Constituents of Nippon India ETF Nifty Bank BeES as on 31st July,2024

| Sr. No. | Stock Name | Weightage (%) |
|---------|-------------------------------|----------------|
| 1 | HDFC Bank Limited | 27.46% |
| 2 | ICICI Bank Limited | 23.95% |
| 3 | State Bank of India | 10.49% |
| 4 | Kotak Mahindra Bank Limited | 10.28% |
| 5 | Axis Bank Limited | 9.29% |
| 6 | IndusInd Bank Limited | 5.43% |
| 7 | The Federal Bank Limited | 2.75% |
| 8 | Bank of Baroda | 2.71% |
| 9 | Punjab National Bank | 2.12% |
| 10 | AU Small Finance Bank Limited | 2.07% |
| 11 | IDFC First Bank Limited | 1.96% |
| 12 | Bandhan Bank Limited | 1.03% |
| 13 | Cash & Other Receivables | 0.46% |
| | Total | 100.00% |

Note: The stocks mentioned form a part of the portfolio of the scheme and may or may not form a part of the portfolio in future. Please read Scheme Information Document carefully for more details and risk factors.

Scheme Performance of Nippon India ETF Nifty Bank BeES as on 31st July,2024

| NAV as on July 31, 2024: ₹528.1979 | | | | |
|---|--------|---------|---------|-----------------|
| Particulars | CAGR % | | | |
| | 1 Year | 3 Years | 5 Years | Since Inception |
| Nippon India ETF Nifty Bank BeES | 13.69 | 14.86 | 12.37 | 16.82 |
| B:Nifty Bank TRI | 13.90 | 15.10 | 12.90 | 17.33 |
| AB:Nifty 50 TRI | 27.76 | 17.86 | 18.90 | 16.09 |
| Value of ₹10000 Invested | | | | |
| Nippon India ETF Nifty Bank BeES | 11,373 | 15,164 | 17,929 | 2,30,922 |
| B:Nifty Bank TRI | 11,394 | 15,260 | 18,358 | 2,52,197 |
| AB:Nifty 50 TRI | 12,784 | 16,387 | 23,784 | 2,03,542 |
| Inception Date : May 27, 2004 | | | | |
| Fund Manager : Himanshu Mange (Since Dec, 2023) | | | | |

Performance as on 31st July, 2024

B: Benchmark, AB: Additional Benchmark, TRI: Total Return Index

TRI – Total Returns Index reflects the returns on the index arising from (a) constituent stock price movements and (b) dividend receipts from constituent index stocks, thereby showing a true picture of returns.

For Exchange Traded Funds of Nippon India Mutual Fund, performance is provided at Scheme level using IDCW Reinvestment NAV's, since there are no separate plan/option under such Schemes.

Period for which scheme's performance has been provided is computed basis last day of the month-end preceding the date of advertisement.

Past performance may or may not be sustained in future and the same may not necessarily provide the basis for comparison with other investment. Performance of the schemes (wherever provided) are calculated basis CAGR for the past 1 year, 3 years, 5 years and Since Inception. IDCWs (if any) are assumed to be reinvested at the prevailing NAV. Performance of the scheme would be Net of Dividend distribution tax, if any. Face value of scheme is Re.1/- per unit. In case, the start/end date of the concerned period is non-business day (NBD), the NAV of the previous date is considered for computation of returns.

Finance Act 2020 has abolished dividend distribution tax on IDCW declared and paid by Mutual Fund scheme. W.e.f. 01.04.2020 IDCW received from Mutual fund scheme is taxable in the hands of investor and mutual fund scheme is required to withhold tax on IDCW as per applicable rate.

Performance of other open ended schemes managed by the same fund manager as on 31st July,2024

| Scheme Name/s | CAGR % | | | | | |
|---|---------------|-----------|----------------|-----------|----------------|-----------|
| | 1 Year Return | | 3 Years Return | | 5 Years Return | |
| | Scheme | Benchmark | Scheme | Benchmark | Scheme | Benchmark |
| TOP 3 | | | | | | |
| CPSE ETF* | 118.01 | 118.77 | 58.70 | 59.39 | 33.78 | 34.31 |
| Nippon India Nifty Auto ETF* | 70.42 | 70.89 | N.A. | N.A. | N.A. | N.A. |
| Nippon India ETF Nifty Next 50 Junior BeES* | 65.59 | 65.95 | 24.54 | 24.82 | 24.17 | 24.47 |
| Bottom 3 | | | | | | |
| Nippon India Index Fund - BSE Sensex Plan# | 23.63 | 24.38 | 16.46 | 17.24 | 17.43 | 18.26 |
| Nippon India Gold Savings Fund# | 15.39 | 16.42 | 11.43 | 12.62 | 13.46 | 14.11 |
| Nippon India Silver ETF Fund of Fund# | 11.93 | 12.64 | NA | NA | NA | NA |

Nippon India Nifty Auto ETF & Nippon India Silver ETF Fund of Fund have not completed 3 & 5 years, the performance details of 1 years are provided herein

Mr. Himanshu Mange has been managing CPSE ETF since Dec 2023

Mr. Himanshu Mange has been managing Nippon India Nifty Auto ETF since Dec 2023

Mr. Himanshu Mange has been managing Nippon India ETF Nifty Next 50 Junior BeES since Dec 2023

Mr. Himanshu Mange has been managing Nippon India Index Fund - BSE Sensex Plan since Dec 2023

Mr. Himanshu Mange has been managing Nippon India Gold Savings Fund since Dec 2023

Mr. Himanshu Mange has been managing Nippon India Silver ETF Fund of Fund since Dec 2023

Note:

- Mr. Himanshu Mange manages 28 open-ended schemes of Nippon India Mutual Fund .
- In case the number of schemes managed by a fund manager is more than six, in the performance data of other schemes, the top 3 and bottom 3 schemes managed by fund manager has been provided herein are on the basis of 1 Year CAGR returns
- Period for which scheme's performance has been provided is computed basis last day of the month-end preceding the date of advertisement
- Different schemes shall have a different expense structure.

#The performance details provided herein are of Growth Plan (Regular Plan).

*The Scheme does not offer any Plans/Options. The performance details are provided at Scheme level using IDCW Reinvestment NAV's.

Past performance may or may not be sustained in future and the same may not necessarily provide the basis for comparison with other Investment. IDCWs (if any) are assumed to be reinvested at the prevailing NAV. Performance of the scheme would be Net of Dividend distribution tax, if any. Face Value of other schemes is Rs.10/- per unit. In case, the start/end date of the concerned period is non-business day (NBD), the NAV of the previous date is considered for computation of returns.



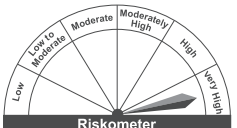

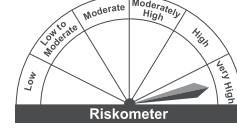
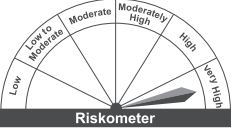
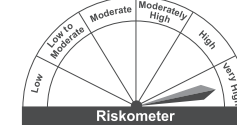





Finance Act 2020 has abolished dividend distribution tax on IDCW declared and paid by Mutual Fund scheme. W.e.f. 01.04.2020 IDCW received from Mutual fund scheme is taxable in the hands of investor and mutual fund scheme is required to withhold tax on IDCW as per applicable rate.

Scheme Features of Nippon India ETF Nifty Bank BeES

| | |
|------------------------------------|--|
| Nature of Scheme | An Open Ended Index Exchange Traded Scheme |
| Benchmark | Nifty Bank TRI |
| Fund Manager | Himanshu Mange (Since Dec, 2023) |
| Inception Date | May 27, 2004 |
| Rule of 20 -25 | Rule of a minimum of 20 investors and no single investor accounting for more than 25% of the corpus of the Scheme does not apply to ETFs |
| Asset Allocation | Securities covered by Nifty Bank Index : 95%-100% Money Market Instruments (with maturity not exceeding 91 days), including Tri - Party Repo on G-Secs or T-Bills, cash & cash equivalents: 0%-5% |
| Transparency/NAV Disclosure | Nippon India Mutual Fund shall declare the Net asset value of the scheme on every business day on AMFI's website www.amfiindia.com by 11:00 p.m. on the day of declaration of the NAV and also on mf.nipponindiaim.com |
| Value of Unit | The value of each unit of the Scheme would be approximately equal to 1/100th of the value of Nifty Bank Index |
| Load Structure | Exit Load : Not Applicable |
| Minimum Application Amount | The minimum number of Units that can be bought or sold on the exchange is 1 (one) unit and in multiples of 1 unit. Directly from AMC: Allowed to Authorized Participants/ Market Makers Participants & Large Investors in form of creation unit size [^] of 10,000 units. |
| Dematerialization | Units of the scheme will only be available in Dematerialized (electronic) form only |
| NSE Symbol | BANKBEES |

[^] w.e.f May 1, 2023, the execution value for large investors must be greater than Rs.25 crores (except for Schemes managed by Employee Provident Fund Organisation (EPFO), India and Recognized Provident Funds, Approved Gratuity Funds and Approved Superannuation Funds under Income Tax Act, 1961)

Product Label

| Scheme Name | This Product is suitable for Investors who are Seeking* | Fund Riskometer | Benchmark Riskometer |
|---|---|--|---|
| CPSE ETF (An Open-ended Index Exchange Traded Fund) Benchmark : Nifty CPSE TRI | <ul style="list-style-type: none"> Long-term capital appreciation Investment in Securities covered by the Nifty CPSE Index. |  Riskometer Investors understand that their principal will be at Very High risk |  Riskometer Benchmark Riskometer is at Very High risk |
| Nippon India Nifty Auto ETF (An open ended scheme replicating/tracking Nifty Auto Index) Benchmark : Nifty Auto TRI | <ul style="list-style-type: none"> Long term capital growth Investment in equity and equity related securities and portfolios replicating the composition of Nifty Auto Index, subject to tracking errors |  Riskometer Investors understand that their principal will be at Very High risk |  Riskometer Benchmark Riskometer is at Very High risk |
| Nippon India ETF Nifty Next 50 Junior BeES (An Open-ended Index Exchange Traded Fund) Benchmark : Nifty Next 50 TRI | <ul style="list-style-type: none"> Long-term capital appreciation Investment in Securities covered by Nifty Next 50 Index |  Riskometer Investors understand that their principal will be at Very High risk |  Riskometer Benchmark Riskometer is at Very High risk |
| Nippon India Index Fund - BSE Sensex Plan (An open ended scheme replicating/tracking BSE Sensex.) Benchmark : BSE Sensex TRI | <ul style="list-style-type: none"> Long term capital growth Investment in equity and equity related securities and portfolios replicating the composition of the sensex, subject to tracking errors. |  Riskometer Investors understand that their principal will be at Very High risk |  Riskometer Benchmark Riskometer is at Very High risk |
| Nippon India ETF Gold Savings Fund (An open ended Fund of Fund Scheme.) Benchmark : Domestic Price of Gold | <ul style="list-style-type: none"> Long term capital growth Returns that are commensurate with the performance of Nippon India ETF Gold BeES through investment in securities of Nippon India ETF Gold BeES |  Riskometer Investors understand that their principal will be at High risk |  Riskometer Benchmark Riskometer is at High risk |
| Nippon India Silver ETF Fund of Fund (An Open Ended Fund of Fund scheme investing in units of Nippon India Silver ETF.) Benchmark : Domestic Price of Silver (based on LBMA Silver daily spot fixing price) | <ul style="list-style-type: none"> Long term capital growth Returns that are commensurate with the performance of Nippon India Silver ETF through investment in units of Nippon India Silver ETF |  Riskometer Investors understand that their principal will be at Very High risk |  Riskometer Benchmark Riskometer is at Very High risk |

*Investors should consult their financial advisors if in doubt about whether the product is suitable for them.

Risk factors: The scheme invests in equity instrument and hence carries risk inherent in equities. Trading volumes, settlement periods and transfer procedures may restrict the liquidity of the investments. Investment in Money Market is subject to liquidity, credit, interest rate & reinvestment risk. For further Scheme specific risk factors, please refer the scheme information document.

Disclaimers

NSE Disclaimer: It is to be distinctly understood that the permission given by NSE should not in any way be deemed or construed that the Scheme Information Document has been cleared or approved by NSE nor does it certify the correctness or completeness of any of the contents of the Scheme Information Document. The investors are advised to refer to the Scheme Information Document for the full text of the Disclaimer Clause of NSE.

The views expressed herein constitute only the opinions and do not constitute any guidelines or recommendation on any course of action to be followed by the reader. This information is meant for general reading purposes only and is not meant to serve as a professional guide for the readers. Certain factual and statistical (both historical and projected) industry and market data and other information was obtained by NAM India from independent, third-party sources that it deems to be reliable, some of which have been cited above. However, NAM India has not independently verified any of such data or other information, or the reasonableness of the assumptions upon which such data and other information was based, and there can be no assurance as to the accuracy of such data and other information. Further, many of the statements and assertions contained in these materials reflect the belief of NAM India, which belief may be based in whole or in part on such data and other informatio

The Sponsor, the Investment Manager, the Trustee or any of their respective directors, employees, associates or representatives do not assume any responsibility for, or warrant the accuracy, completeness, adequacy and reliability of such information. Whilst no action has been solicited based upon the information provided herein, due care has been taken to ensure that the facts are accurate and opinions given are fair and reasonable. This information is not intended to be an offer or solicitation for the purchase or sale of any financial product or instrument. Recipients of this information should rely on information/data arising out of their own investigations. Readers are advised to seek independent professional advice, verify the contents and arrive at an informed investment decision before making any investments.

None of the Sponsor, the Investment Manager, the Trustee, their respective directors, employees, associates or representatives shall be liable for any direct, indirect, special, incidental, consequential, punitive or exemplary damages, including lost profits arising in any way from the information contained in this material. The Sponsor, the Investment Manager, the Trustee, any of their respective directors, employees including the fund managers, associates, representatives including persons involved in the preparation or issuance of this material may in from time to time, have long or short positions in, and buy or sell the securities thereof, of company(ies) / specific economic sectors mentioned herein.



Mutual Fund investments are subject to market risks, read all scheme related documents carefully.