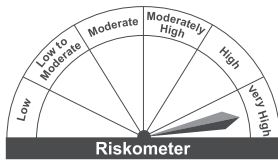
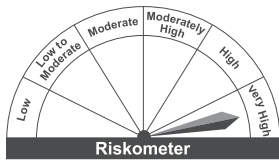




## Nippon India ETF Nifty Infrastructure BeES

(An open ended index scheme listed on the Exchange in the form of an Exchange Traded Fund (ETF) tracking the Nifty Infrastructure Index)

### Product label

<p><b>This product is suitable for investors who are seeking*:</b></p> <ul style="list-style-type: none"> <li>• Long-term capital appreciation</li> <li>• Investment in Securities covered by Nifty Infrastructure Index.</li> </ul> <p>*Investors should consult their financial advisers if in doubt about whether the product is suitable for them.</p>	<p><b>Nippon India ETF Nifty Infrastructure BeES</b></p>  <p><b>Riskometer</b></p> <p>Investors understand that their principal will be at Very High risk</p>	<p><b>Nifty Infrastructure TRI</b></p>  <p><b>Riskometer</b></p> <p>Benchmark Riskometer is at Very High risk</p>

### Contents

<b>Why Equity ETF?</b>	Page 2
<b>Strategies used through Index based Equity ETFs</b>	Page 2
<b>Transaction Options available for investors</b>	Page 2
<b>Creation Unit Size</b>	Page 2
<b>Nippon India ETF Nifty Infrastructure BeES – Investment Objective &amp; Positioning</b>	Page 3
<b>Benefits of Nippon India ETF Nifty Infrastructure BeES</b>	Page 3
<b>Why Invest in Nifty Infrastructure?</b>	Page 3
<b>Current Valuations</b>	Page 3
<b>About the Nifty Infrastructure Index</b>	Page 3
<b>Scheme Portfolio – Nippon India ETF Nifty Infrastructure BeES</b>	Page 4
<b>Scheme Performance of Nippon India ETF Nifty Infrastructure BeES</b>	Page 4
<b>Performance of other open ended schemes managed by the same fund manager</b>	Page 5
<b>Scheme Features Nippon India ETF Nifty Infrastructure BeES</b>	Page 5
<b>Product Label</b>	Page 6
<b>Disclaimers</b>	Page 6

**Nippon Life India Asset Management Limited (NAM India)** is one of the largest asset managers with more than 28 years of experience in managing wealth of investors with a robust distribution network in India.

To cater to the increasing demand for passive management, we offer a variety of Exchange Traded Funds (ETFs) under “Nippon India ETFs”. Currently, we offer eighteen equity ETFs – benchmarked against Nifty Bank TRI, Nifty 100 TRI, Nifty 50 TRI, Nifty Midcap 150 TRI, Nifty India Consumption TRI, Nifty Dividend Opportunities 50 TRI, Nifty 50 Value 20 TRI, Nifty Next 50 TRI, Nifty Infrastructure TRI, Nifty50 Shariah TRI, Nifty PSU bank TRI, Nifty CPSE TRI, Nifty IT TRI, Nifty Pharma TRI, Hang Seng TRI, S&P BSE Sensex TRI, S&P BSE Sensex Next 50 TRI & Nifty Auto TRI; five debt ETFs – benchmarked against Nifty 8-13 yr G- Sec Index, Nifty CPSE Bond Plus SDL Sep 2024 50:50 Index, Nifty SDL Apr 2026 Top 20 Equal Weight Index, Nifty 5 Yr Benchmark G-Sec Index & Liquid ETF in money market space and two commodity ETFs – based on domestic prices of Gold and Silver.

## Why Equity ETF?

- ▶ **Ease of transaction** - Can be easily bought / sold like any other stock on the exchange through terminals spread across the country
- ▶ **Ease of Liquidity** - Can be bought / sold anytime during market hours (subject to availability of buyer/seller) at prices prevailing in the market. Thus, investor transacts at real-time prices.
- ▶ **Low Cost** - Generally less expensive than investing in multiple individual securities.
- ▶ **Other Special Features**
  - Instant diversification through exposure to a large number of stocks by purchasing as low as 1 unit
  - Buying / selling at close to live price and not end-of-day, also ability to put limit orders
  - Authorised Participants / Large investors can buy directly from the AMC at Live Prices in creation unit sizes<sup>^</sup>

## Strategies used through Index based Equity ETFs

- ▶ **Liquidity Management** - ETFs can be used for a given percentage of each asset class to provide a liquidity buffer across the asset allocation
- ▶ **Portfolio Completion** - ETFs allow investors to gain exposure to an asset class that is under-represented in the asset allocation
- ▶ **Cash Equitization** - ETFs assist in remaining fully invested into equity as per the allocation model, while maintaining liquidity, thus minimizing the cash drag effect on the portfolio
- ▶ **Portfolio Transitions** - Since ETFs are passive funds, they may help maintain market exposure while there are changes in sector/ stock allocations in a portfolio, hence avoids the risk of missing any market movement

## Transaction Options available for investors

Subscription	Process	Features
<b>Through Stock Exchange</b>	Online Terminal / Stock Broker	<ul style="list-style-type: none"> <li>• Can trade as less as 1 Unit</li> <li>• Unit credit on T+1</li> <li>• Transaction on Exchange traded price</li> <li>• No paperwork</li> <li>• Transaction on order matching and availability of quotes</li> </ul>
<b>Through AMC</b> (Authorized Participants & Large Investors)	Transaction form with requisite documents	<ul style="list-style-type: none"> <li>• Can transact in multiples of creation unit size<sup>^</sup></li> <li>• Transaction in exchange of Portfolio deposit &amp; Cash Component</li> </ul>
Redemption	Process	Features
<b>Through Stock Exchange</b>	Online terminal / Stock Broker	<ul style="list-style-type: none"> <li>• Can trade as less as 1 Unit</li> <li>• Amount credited T+1</li> </ul>
<b>Through AMC</b> (Authorized Participants & Large Investors)	Redemption Request	<ul style="list-style-type: none"> <li>• Can trade in multiples of creation unit size<sup>^</sup></li> <li>• Transaction in exchange of Portfolio deposit &amp; Cash Component</li> </ul>

## Creation Unit Size

Creation Unit size is the minimum denomination of unit that can be directly purchased/redeemed from AMC

Tradable Unit	Composition	Creation Unit Size <sup>^</sup>	NAV Value (Rs.)*	Approx. Basket Value (Rs.)*
1 Unit Nippon India ETF Nifty Infrastructure BeES	~ 1/10 of Nifty Infrastructure Index	5,000 units of Nippon India ETF Nifty Infrastructure BeES	837.9936	4,189,968

\*Data as of 29th February, 2024 taken as reference value

## Importance of Creation Unit Size

- In case of non-availability of sizeable quote, Investors can transact with the AMC in creation unit lots<sup>^</sup>
- Investors can transact both in form of cash or stock basket comprising the index
- Units are created at live NAV price plus expenses

## Nippon India ETF Nifty Infrastructure BeES

### Investment Objective : Nippon India ETF Nifty Infrastructure BeES

The investment objective of Nippon India ETF Nifty Infrastructure BeES is to provide returns that, before expenses, closely correspond to the total returns of the Securities as represented by the Nifty Infrastructure Index by investing in the Securities in the same proportion as in the Index. There can be no assurance or guarantee that the investment objective of the Scheme will be achieved.

### Positioning – Nippon India ETF Nifty Infrastructure BeES

- Nippon India ETF Nifty Infrastructure BeES is an Exchange Traded Fund (ETF) listed on NSE, which invests in stocks of Nifty Infrastructure Index in the same proportion as the underlying Index
- Nippon India ETF Nifty Infrastructure BeES is less expensive than investing in individual securities of the Nifty Infrastructure Index.
- It provides an opportunity to investors for passively investing in a well diversified portfolio of companies belonging to Telecom, Power, Port, Air, Roads, Railways, shipping and other Utility Services providers. The Index comprises of maximum 30 companies listed on National Stock Exchange of India (NSE).

## Benefits of Nippon India ETF Nifty Infrastructure BeES

- ▶ **Nifty Infrastructure Index represents the Infra theme companies listed on NSE:** The Index comprise of a maximum 30 companies from Infrastructure theme
- ▶ **Well Defined Portfolio:** Nippon India ETF Nifty Infrastructure BeES investment strategy & stock selection is clearly defined; it would replicate the Nifty Infrastructure Index & invest in companies forming the index in same proportion as the underlying index
- ▶ **Diversification:** Buying a single unit currently offers diversification of stocks of the infrastructure theme
- ▶ **Transparency:** Nifty Infrastructure Index constituents are made available in public domain on a daily basis by NSE
- ▶ **Liquidity:** ETF units are traded on exchanges & can be easily liquidated during trading hours. Authorised Participants / Large Investors also have the option of coming to the AMC for procurement/sale of units in creation unit sizes<sup>A</sup> (5,000 units with 1 unit equivalent to 1/10 of Nifty Infrastructure Index).
- ▶ **Index track Record:** Base date Jan 2004, the index has a track record of more than 19 years.

Source: NSE & NSE Indices Ltd.

## Why Invest in Nifty Infrastructure?

NIFTY Infrastructure Index represents the infra theme and includes companies belonging to Telecom, Power, Port, Air, Roads, Railways, shipping and other Utility Services providers. The Index provides opportunities to take exposure in infra theme via 30 companies listed on National Stock Exchange of India (NSE).

## Current Valuations

The P/E, P/B and dividend yield of Nifty Infrastructure Index are as follows:

Date	Index Level	Price Earning (P/E)	Price to Book (P/B)	Dividend Yield (%)
29th February, 2024 (At Present)	8085.75	20.29	3.17	1.20

Source: [www.nseindia.com](http://www.nseindia.com)

## About Nifty Infrastructure Index

The Nifty Infrastructure index is a well-diversified of maximum 30 stock index representing the infra theme. Launched on August 2007 and base date of January 01, 2004 indexed to a base value of 1,000.

### ▶ Selection Criteria

- Companies should form part of NIFTY 500 at the time of review. In case, the number of eligible stocks representing a particular sector within NIFTY 500 falls below 10, then deficit number of stocks shall be selected from the universe of stocks ranked within top 800 based on both average daily turnover and average daily full market capitalisation based on previous six months period data used for index rebalancing of NIFTY 500.  
In case, the number of eligible stocks in the universe is still less than 10, then the deficit number of stocks shall be selected from the universe of stocks ranked within top 1000, top 1100, top 1200 and so on, based on both average daily turnover and average daily full market capitalization based on previous six months period data, until at least 10 eligible stocks are obtained. If the number of eligible stocks is still less than 10, then the index may have less than 10 constituents.
- The company's trading frequency should be at least 90% in the last six months.
- Companies should form a part of infrastructure sector.
- The company should have a listing history of 6 months. A company which comes out with an IPO will be eligible for inclusion in the index, if it fulfils the normal eligibility criteria for the index for a 1 month period instead of a 6 month period.
- The companies are sorted in the descending order of the Free-Float Market capitalization (FF MCap) and final selection of companies shall be made based on the FF MCap to form part of the index.

- In case of NIFTY Infrastructure index, companies that are allowed to trade in F&O segment at NSE are only eligible to be constituent of the index.
- Companies will be included if free-float market capitalisation is 1.5 times the freefloat market capitalization of the smallest index constituent in respective index.
- Weightage of each stock in the index is calculated based on its free-float market capitalization such that no single stock shall be more than 20% at the time of rebalancing.
- The review will take place on a semi-annual basis.

**Source: NSE Indices Ltd.**

**Note:** The performance of the scheme shall be benchmarked to the Total Return (TRI) variant of the Index chosen as a benchmark.

### Scheme Portfolio - Nippon India ETF Nifty Infrastructure BeES as on 29th February, 2024

Sr. No.	Stock Name	Weightage (%)	Sr. No.	Stock Name	Weightage (%)
1	Reliance Industries Limited	20.15%	17	InterGlobe Aviation Limited	1.62%
2	Larsen & Toubro Limited	14.80%	18	Ambuja Cements Limited	1.60%
3	Bharti Airtel Limited	10.23%	19	Siemens Limited	1.50%
4	NTPC Limited	5.74%	20	Cummins India Limited	1.34%
5	Power Grid Corporation of India Limited	4.64%	21	Shree Cement Limited	1.22%
6	UltraTech Cement Limited	4.11%	22	Hindustan Petroleum Corporation Limited	1.17%
7	Oil & Natural Gas Corporation Limited	3.72%	23	MRF Limited	1.09%
8	Adani Ports and Special Economic Zone Limited	3.49%	24	Indian Railway Catering And Tourism Corporation Limited	1.02%
9	Grasim Industries Limited	2.91%	25	Godrej Properties Limited	0.98%
10	Tata Power Company Limited	2.27%	26	Container Corporation of India Limited	0.96%
11	Apollo Hospitals Enterprise Limited	2.21%	27	Ashok Leyland Limited	0.88%
12	Indian Oil Corporation Limited	2.19%	28	ACC Limited	0.76%
13	DLF Limited	2.09%	29	Petronet LNG Limited	0.74%
14	Bharat Petroleum Corporation Limited	2.08%	30	Balkrishna Industries Limited	0.64%
15	The Indian Hotels Company Limited	1.86%	31	Cash & Other Receivables	0.22%
16	GAIL (India) Limited	1.77%			
<b>Total</b>					<b>100.00</b>

**Note:** The stocks mentioned form a part of the portfolio of the scheme and may or may not form a part of the portfolio in future. Please read Scheme Information Document carefully for more details and risk factors.

### Scheme Performance of Nippon India ETF Nifty Infrastructure BeES as on 29th February, 2024

NAV as on February 29, 2024: ₹837.9936				
Particulars	CAGR %			
	1 Year	3 Years	5 Years	Since Inception
Nippon India ETF Nifty Infrastructure BeES	60.51	25.21	22.81	6.21
B:Nifty Infrastructure TRI	62.40	26.69	24.38	7.41
AB:Nifty 50 TRI	28.40	16.12	16.64	11.50
Value of ₹10000 Invested				
Nippon India ETF Nifty Infrastructure BeES	16,072	19,665	27,970	22,452
B:Nifty Infrastructure TRI	16,262	20,376	29,808	26,118
AB:Nifty 50 TRI	12,849	15,675	21,603	43,109
Inception Date: Sep 29, 2010				
Fund Manager: Himanshu Mange (Since Dec, 2023)				

**Performance as on 29th February, 2024**

B: Benchmark, AB: Additional Benchmark, TRI: Total Return Index

TRI - Total Returns Index reflects the returns on the index arising from (a) constituent stock price movements and (b) dividend receipts from constituent index stocks, thereby showing a true picture of returns.

For Exchange Traded Funds of Nippon India Mutual Fund, performance is provided at Scheme level using IDCW Reinvestment NAV's, since there are no separate plan/option under such Schemes.

Period for which scheme's performance has been provided is computed basis last day of the month-end preceding the date of advertisement.

**Past performance may or may not be sustained in future** and the same may not necessarily provide the basis for comparison with other investment. Performance of the schemes (wherever provided) are calculated basis CAGR for the past 1 year, 3 years, 5 years and since inception. IDCWs (if any) are assumed to be reinvested at the prevailing NAV. Performance of the scheme would be Net of Dividend distribution tax, if any. Face value of scheme is Rs.10/- per unit. In case, the start/end date of the concerned period is non-business day (NBD), the NAV of the previous date is considered for computation of returns.

Finance Act 2020 has abolished dividend distribution tax on IDCW declared and paid by Mutual Fund scheme. W.e.f. 01.04.2020 IDCW received from Mutual fund scheme is taxable in the hands of investor and mutual fund scheme is required to withhold tax on IDCW as per applicable rate.

### Performance of other open ended schemes managed by the same fund manager as on 29th February, 2024

Scheme Name/s	CAGR %					
	1 Year Return		3 Years Return		5 Years Return	
	Scheme	Benchmark	Scheme	Benchmark	Scheme	Benchmark
<b>TOP 3</b>						
CPSE ETF*	104.41	105.14	50.81	51.44	26.64	27.20
Nippon India ETF Nifty PSU Bank BeES*	89.32	90.49	43.16	44.02	20.24	21.00
Nippon India Nifty Smallcap 250 Index Fund#	66.20	68.56	28.51	30.48	NA	NA
<b>Bottom 3</b>						
Nippon India ETF Nifty Bank BeES*	15.30	15.45	10.33	10.55	11.49	12.01
Nippon India Gold Savings Fund#	10.93	12.06	9.02	10.07	11.93	13.17
Nippon India Silver ETF Fund of Fund#	8.71	10.22	NA	NA	NA	NA

Nippon India Nifty Smallcap 250 Index Fund has not completed 5 years, the performance details of 1 & 3 years are provided herein

Nippon India Silver ETF Fund of Fund has not completed 3 & 5 years, the performance details of 1 years are provided herein

Mr. Himanshu Mange has been managing CPSE ETF since Dec 2023

Mr. Himanshu Mange has been managing Nippon India ETF Nifty PSU Bank BeES since Dec 2023

Mr. Himanshu Mange has been managing Nippon India Nifty Smallcap 250 Index Fund since Dec 2023

Mr. Himanshu Mange has been managing Nippon India ETF Nifty Bank BeES since Dec 2023

Mr. Himanshu Mange has been managing Nippon India Gold Savings Fund since Dec 2023

Mr. Himanshu Mange has been managing Nippon India Silver ETF Fund of Fund since Dec 2023

**Note:**

- Mr. Himanshu Mange manages 26 open-ended schemes of Nippon India Mutual Fund .
- In case the number of schemes managed by a fund manager is more than six, in the performance data of other schemes, the top 3 and bottom 3 schemes managed by fund manager has been provided herein are on the basis of 1 Year CAGR returns
- Period for which scheme's performance has been provided is computed basis last day of the month-end preceding the date of advertisement
- Different schemes shall have a different expense structure.

#The performance details provided herein are of Growth Plan (Regular Plan).

\*The Scheme does not offer any Plans/Options. The performance details are provided at Scheme level using IDCW Reinvestment NAV's.

**Past performance may or may not be sustained in future** and the same may not necessarily provide the basis for comparison with other Investment. IDCWs (if any) are assumed to be reinvested at the prevailing NAV. Performance of the scheme would be Net of Dividend distribution tax, if any. Face value of Nippon India ETF Nifty PSU Bank BeES and Nippon India ETF Nifty Bank BeES is Re.1/- per unit. Face Value of other schemes is Rs.10/- per unit. In case, the start/end date of the concerned period is non-business day (NBD), the NAV of the previous date is considered for computation of returns.

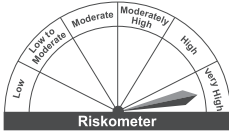
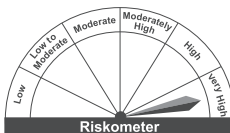
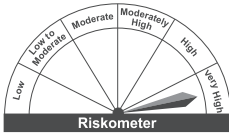
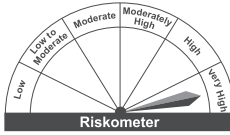
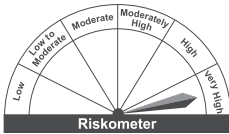
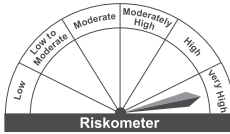
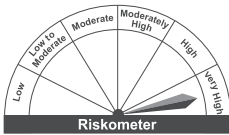
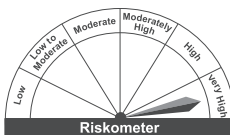
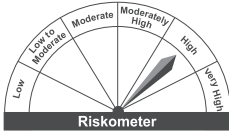
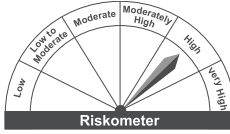
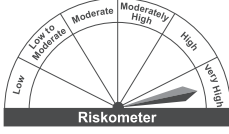
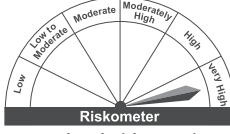
Finance Act 2020 has abolished dividend distribution tax on IDCW declared and paid by Mutual Fund scheme. W.e.f. 01.04.2020 IDCW received from Mutual fund scheme is taxable in the hands of investor and mutual fund scheme is required to withhold tax on IDCW as per applicable rate.

### Scheme Features of Nippon India ETF Nifty Infrastructure BeES

<b>Nature of Scheme</b>	An open ended index scheme listed on the Exchange in the form of an Exchange Traded Fund (ETF) tracking the Nifty Infrastructure Index
<b>Benchmark</b>	Nifty Infrastructure TRI
<b>Fund Manager</b>	Himanshu Mange (Since Dec, 2023)
<b>Inception Date</b>	September 29, 2010
<b>Rule of 20 -25</b>	Rule of a minimum of 20 investors and no single investor accounting for more than 25% of the corpus of the Scheme <b>does not apply</b> to ETFs
<b>Asset Allocation</b>	Securities constituting Nifty Infrastructure Index : 95%-100% Money Market Instruments (with maturity not exceeding 91 days),including Tri - Party Repo on G-Secs or T-Bills, cash & cash equivalents: 0%-5% Investors are requested to refer SID for more details.
<b>Transparency/NAV Disclosure</b>	Nippon India Mutual Fund shall declare the Net asset value of the scheme on every business day on AMFI's website <a href="http://www.amfiindia.com">www.amfiindia.com</a> by 11:00 p.m. on the day of declaration of the NAV and also on <a href="http://mf.nipponindiaim.com">mf.nipponindiaim.com</a>
<b>Value of Unit</b>	The value of each unit of the Scheme would be approximately equal to 1/10th of the value of Nifty Infrastructure Index
<b>Load Structure</b>	<b>Entry &amp; Exit Load</b> : Not Applicable
<b>Minimum Application Amount</b>	The minimum number of Units that can be bought or sold on the exchange is 1 (one) unit and in multiples of 1 unit. Directly from AMC: Allowed to Authorized Participants & Large Investors in form of creation unit size <sup>^</sup> of 5,000 units,
<b>Dematerialization</b>	Units of the scheme will only be available in Dematerialized (electronic) form only
<b>NSE Symbol</b>	INFRABEES

^ w.e.f May 1, 2023, the execution value for large investors must be greater than Rs.25 crores (except for Schemes managed by Employee Provident Fund Organisation (EPFO), India and Recognized Provident Funds, Approved Gratuity Funds and Approved Superannuation Funds under Income Tax Act, 1961)

## Product Label

Scheme Name	This Product is suitable for Investors who are Seeking*	Fund Riskometer	Benchmark Riskometer
<b>CPSE ETF</b> (An Open-ended Index Exchange Traded Fund)  <b>Benchmark :</b> Nifty CPSE TRI	<ul style="list-style-type: none"> <li>Long-term capital appreciation</li> <li>Investment in Securities covered by the Nifty CPSE Index.</li> </ul>	 <b>Riskometer</b> Investors understand that their principal will be at Very High risk	 <b>Riskometer</b> Benchmark Riskometer is at Very High risk
<b>Nippon India ETF Nifty PSU Bank BeES</b> (An open ended index scheme, listed on the Exchange in the form of an Exchange Traded Fund (ETF) tracking the Nifty PSU Bank Index)  <b>Benchmark :</b> Nifty PSU Bank TRI	<ul style="list-style-type: none"> <li>Long-term capital appreciation</li> <li>Investment in Securities covered by Nifty PSU Bank Index</li> </ul>	 <b>Riskometer</b> Investors understand that their principal will be at Very High risk	 <b>Riskometer</b> Benchmark Riskometer is at Very High risk
<b>Nippon India Nifty Smallcap 250 Index Fund</b> (An open ended scheme replicating/tracking Nifty Smallcap 250 Index)  <b>Benchmark :</b> Nifty Smallcap 250 TRI	<ul style="list-style-type: none"> <li>Long term capital growth</li> <li>Investment in equity and equity related securities and portfolios replicating the composition of the Nifty Smallcap 250 Index, subject to tracking errors</li> </ul>	 <b>Riskometer</b> Investors understand that their principal will be at Very High risk	 <b>Riskometer</b> Benchmark Riskometer is at Very High risk
<b>Nippon India ETF Nifty Bank BeES</b> (An Open Ended Index Exchange Traded Scheme)  <b>Benchmark :</b> Nifty Bank TRI	<ul style="list-style-type: none"> <li>Long-term capital appreciation</li> <li>Investment in Securities covered by Nifty Bank Index</li> </ul>	 <b>Riskometer</b> Investors understand that their principal will be at Very High risk	 <b>Riskometer</b> Benchmark Riskometer is at Very High risk
<b>Nippon India Gold Savings Fund</b> (An open ended Fund of Fund Scheme)  <b>Benchmark :</b> Domestic Price of Gold	<ul style="list-style-type: none"> <li>Long term capital growth</li> <li>Returns that are commensurate with the performance of Nippon India ETF Gold BeES through investment in securities of Nippon India ETF Gold BeES</li> </ul>	 <b>Riskometer</b> Investors understand that their principal will be at High risk	 <b>Riskometer</b> Benchmark Riskometer is at High risk
<b>Nippon India Silver ETF Fund of Fund (FOF)</b> (An Open Ended Fund of Fund scheme investing in units of Nippon India Silver ETF.)  <b>Benchmark :</b> Domestic Price of Silver (based on LBMA Silver daily spot fixing price)	<ul style="list-style-type: none"> <li>Long term capital growth</li> <li>Returns that are commensurate with the performance of Nippon India Silver ETF through investment in units of Nippon India Silver ETF</li> </ul>	 <b>Riskometer</b> Investors understand that their principal will be at Very High risk	 <b>Riskometer</b> Benchmark Riskometer is at Very High risk

\*Investors should consult their financial advisors if in doubt about whether the product is suitable for them.

**Risk factors:** The scheme invests in equity instrument and hence carries risk inherent in equities. Trading volumes, settlement periods and transfer procedures may restrict the liquidity of the investments. Investment in Money Market instruments is subject to liquidity, credit, interest rate & reinvestment risk. For further Scheme specific risk factors, please refer the scheme information document.

#### **Disclaimers**

**NSE Disclaimer:** It is to be distinctly understood that the permission given by NSE should not in any way be deemed or construed that the Scheme Information Document has been cleared or approved by NSE nor does it certify the correctness or completeness of any of the contents of the Scheme Information Document. The investors are advised to refer to the Scheme Information Document for the full text of the Disclaimer Clause of NSE

The views expressed herein constitute only the opinions and do not constitute any guidelines or recommendation on any course of action to be followed by the reader. This information is meant for general reading purposes only and is not meant to serve as a professional guide for the readers. Certain factual and statistical (both historical and projected) industry and market data and other information was obtained by NAM India from independent, third-party sources that it deems to be reliable, some of which have been cited above. However, NAM India has not independently verified any of such data or other information, or the reasonableness of the assumptions upon which such data and other information was based, and there can be no assurance as to the accuracy of such data and other information. Further, many of the statements and assertions contained in these materials reflect the belief of NAM India, which belief may be based in whole or in part on such data and other information.

The Sponsor, the Investment Manager, the Trustee or any of their respective directors, employees, associates or representatives do not assume any responsibility for, or warrant the accuracy, completeness, adequacy and reliability of such information. Whilst no action has been solicited based upon the information provided herein, due care has been taken to ensure that the facts are accurate and opinions given are fair and reasonable. This information is not intended to be an offer or solicitation for the purchase or sale of any financial product or instrument. Recipients of this information should rely on information/data arising out of their own investigations. Readers are advised to seek independent professional advice, verify the contents and arrive at an informed investment decision before making any investments.

None of the Sponsor, the Investment Manager, the Trustee, their respective directors, employees, associates or representatives shall be liable for any direct, indirect, special, incidental, consequential, punitive or exemplary damages, including lost profits arising in any way from the information contained in this material. The Sponsor, the Investment Manager, the Trustee, any of their respective directors, employees including the fund managers, associates, representatives including persons involved in the preparation or issuance of this material may from time to time, have long or short positions in, and buy or sell the securities thereof, of company(ies) / specific economic sectors mentioned herein.



**Mutual Fund investments are subject to market risks, read all scheme related documents carefully.**