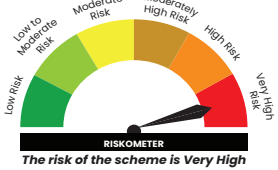
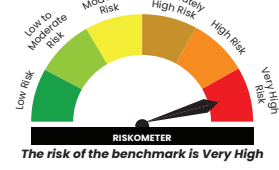


Nippon India ETF Nifty Infrastructure BeES

(An open ended index scheme listed on the Exchange in the form of an Exchange Traded Fund (ETF))

Product label

	Scheme Riskometer	Benchmark Riskometer
<p>This product is suitable for investors who are seeking*:</p> <ul style="list-style-type: none"> Long-term capital appreciation Investment in Securities covered by Nifty Infrastructure Index. <p>*Investors should consult their financial advisers if in doubt about whether the product is suitable for them.</p>	<p>Nippon India ETF Nifty Infrastructure BeES</p>  <p>RISKOMETER The risk of the scheme is Very High</p>	<p>Nifty Infrastructure TRI</p>  <p>RISKOMETER The risk of the benchmark is Very High</p>

Contents

Why Equity ETF?	Page 2
Strategies used through Index based Equity ETFs	Page 2
Transaction Options available for investors	Page 2
Creation Unit Size	Page 2
Nippon India ETF Nifty Infrastructure BeES – Investment Objective & Positioning	Page 3
Benefits of Nippon India ETF Nifty Infrastructure BeES	Page 3
Why Invest in Nifty Infrastructure?	Page 3
Current Valuations	Page 3
About the Nifty Infrastructure Index	Page 3
Scheme Portfolio – Nippon India ETF Nifty Infrastructure BeES	Page 4
Scheme Performance of Nippon India ETF Nifty Infrastructure BeES	Page 4
Performance of other open ended schemes managed by the same fund manager	Page 5
Scheme Features Nippon India ETF Nifty Infrastructure BeES	Page 5
Product Label	Page 6
Disclaimers	Page 6

Nippon Life India Asset Management Limited (NAM India) is one of the largest asset managers with more than 29 years of experience in managing wealth of investors with a robust distribution network in India.

To cater to the increasing demand for passive management, we offer a variety of Exchange Traded Funds (ETFs) under “Nippon India ETFs”. Currently, we offer eighteen equity ETFs – benchmarked against Nifty Bank TRI, Nifty 100 TRI, Nifty 50 TRI, Nifty Midcap 150 TRI, Nifty India Consumption TRI, Nifty Dividend Opportunities 50 TRI, Nifty 50 Value 20 TRI, Nifty Next 50 TRI, Nifty Infrastructure TRI, Nifty50 Shariah TRI, Nifty PSU bank TRI, Nifty CPSE TRI, Nifty IT TRI, Nifty Pharma TRI, Hang Seng TRI, BSE Sensex TRI, BSE Sensex Next 50 TRI & Nifty Auto TRI; four debt ETFs – benchmarked against Nifty 8-13 yr G- Sec Index, Nifty SDL Apr 2026 Top 20 Equal Weight Index, Nifty 5 Yr Benchmark G-Sec Index & Liquid ETF in money market space and two commodity ETFs – based on domestic prices of Gold and Silver.

Why Equity ETF?

- ▶ **Ease of transaction** - Can be easily bought / sold like any other stock on the exchange through terminals spread across the country
- ▶ **Ease of Liquidity** - Can be bought / sold anytime during market hours (subject to availability of buyer/seller) at prices prevailing in the market. Thus, investor transacts at real-time prices.
- ▶ **Low Cost** - Generally less expensive than investing in multiple individual securities.
- ▶ **Other Special Features**
 - Instant diversification through exposure to a large number of stocks by purchasing as low as 1 unit
 - Buying / selling at close to live price and not end-of-day, also ability to put limit orders
 - Authorised Participants/ Market Makers / Large investors can buy directly from the AMC at Live Prices in creation unit sizes[^]

Strategies used through Index based Equity ETFs

- ▶ **Liquidity Management** - ETFs can be used for a given percentage of each asset class to provide a liquidity buffer across the asset allocation
- ▶ **Portfolio Completion** - ETFs allow investors to gain exposure to an asset class that is under-represented in the asset allocation
- ▶ **Cash Equitization** - ETFs assist in remaining fully invested into equity as per the allocation model, while maintaining liquidity, thus minimizing the cash drag effect on the portfolio
- ▶ **Portfolio Transitions** - Since ETFs are passive funds, they may help maintain market exposure while there are changes in sector/ stock allocations in a portfolio, hence avoids the risk of missing any market movement

Transaction Options available for investors

Subscription	Process	Features
Through Stock Exchange	Online Terminal / Stock Broker	<ul style="list-style-type: none"> • Can trade as less as 1 Unit • Unit credit on T+1 • Transaction on Exchange traded price • No paperwork • Transaction on order matching and availability of quotes
Through AMC (Authorized Participants/ Market Makers & Large Investors)	Transaction form with requisite documents	<ul style="list-style-type: none"> • Can transact in multiples of creation unit size[^] • Transaction in exchange of Portfolio deposit & Cash Component
Redemption	Process	Features
Through Stock Exchange	Online terminal / Stock Broker	<ul style="list-style-type: none"> • Can trade as less as 1 Unit • Amount credited T+1
Through AMC (Authorized Participants/ Market Makers & Large Investors)	Redemption Request	<ul style="list-style-type: none"> • Can trade in multiples of creation unit size[^] • Transaction in exchange of Portfolio deposit & Cash Component

Creation Unit Size

Creation Unit size is the minimum denomination of unit that can be directly purchased/redeemed from AMC

Tradable Unit	Composition	Creation Unit Size [^]	NAV Value (Rs.)*	Approx. Basket Value (Rs.)*
1 Unit Nippon India ETF Nifty Infrastructure BeES	~ 1/10 of Nifty Infrastructure Index	5,000 units of Nippon India ETF Nifty Infrastructure BeES	792.2567	39,61,284

*Data as of 28th February, 2025 taken as reference value

Importance of Creation Unit Size

- In case of non-availability of sizeable quote, Investors can transact with the AMC in creation unit lots[^]
- Investors can transact both in form of cash or stock basket comprising the index
- Units are created at live NAV price plus expenses

Nippon India ETF Nifty Infrastructure BeES

Investment Objective : Nippon India ETF Nifty Infrastructure BeES

The investment objective of Nippon India ETF Nifty Infrastructure BeES is to provide returns that, before expenses, closely correspond to the total returns of the Securities as represented by the Nifty Infrastructure Index by investing in the Securities in the same proportion as in the Index. There can be no assurance or guarantee that the investment objective of the Scheme will be achieved.

Positioning – Nippon India ETF Nifty Infrastructure BeES

- Nippon India ETF Nifty Infrastructure BeES is an Exchange Traded Fund (ETF) listed on NSE, which invests in stocks of Nifty Infrastructure Index in the same proportion as the underlying Index
- Nippon India ETF Nifty Infrastructure BeES is less expensive than investing in individual securities of the Nifty Infrastructure Index.
- It provides an opportunity to investors for passively investing in a well diversified portfolio of companies belonging to Telecom, Power, Port, Air, Roads, Railways, shipping and other Utility Services providers. The Index comprises of maximum 30 companies listed on National Stock Exchange of India (NSE).

Benefits of Nippon India ETF Nifty Infrastructure BeES

- ▶ **Nifty Infrastructure Index represents the Infra theme companies listed on NSE:** The Index comprise of a maximum 30 companies from Infrastructure theme
- ▶ **Well Defined Portfolio:** Nippon India ETF Nifty Infrastructure BeES investment strategy & stock selection is clearly defined; it would replicate the Nifty Infrastructure Index & invest in companies forming the index in same proportion as the underlying index
- ▶ **Diversification:** Buying a single unit currently offers diversification of stocks of the infrastructure theme
- ▶ **Transparency:** Nifty Infrastructure Index constituents are made available in public domain on a daily basis by NSE
- ▶ **Liquidity:** ETF units are traded on exchanges & can be easily liquidated during trading hours. Authorised Participants/ Market Makers / Large Investors also have the option of coming to the AMC for procurement/sale of units in creation unit sizes^ (5,000 units with 1 unit equivalent to 1/10 of Nifty Infrastructure Index).
- ▶ **Index track Record:** Base date Jan 2004, the index has a track record of more than 19 years.

Source: NSE & NSE Indices Ltd.

Why Invest in Nifty Infrastructure?

NIFTY Infrastructure Index represents the infra theme and includes companies belonging to Telecom, Power, Port, Air, Roads, Railways, shipping and other Utility Services providers. The Index provides opportunities to take exposure in infra theme via 30 companies listed on National Stock Exchange of India (NSE).

Current Valuations

The P/E, P/B and dividend yield of Nifty Infrastructure Index are as follows:

Date	Index Level	Price Earning (P/E)	Price to Book (P/B)	Dividend Yield (%)
28th February, 2025 (At Present)	7665.55	20.64	2.66	1.25

Source: www.nseindia.com

About Nifty Infrastructure Index

The Nifty Infrastructure index is a well-diversified of maximum 30 stock index representing the infra theme. Launched on August 2007 and base date of January 01, 2004 indexed to a base value of 1,000.

▶ Selection Criteria

- Companies should form part of NIFTY 500 at the time of review. In case, the number of eligible stocks representing a particular sector within NIFTY 500 falls below 10, then deficit number of stocks shall be selected from the universe of stocks ranked within top 800 based on both average daily turnover and average daily full market capitalisation based on previous six months period data used for index rebalancing of NIFTY 500.
In case, the number of eligible stocks in the universe is still less than 10, then the deficit number of stocks shall be selected from the universe of stocks ranked within top 1000, top 1100, top 1200 and so on, based on both average daily turnover and average daily full market capitalization based on previous six months period data, until at least 10 eligible stocks are obtained. If the number of eligible stocks is still less than 10, then the index may have less than 10 constituents.
- The company's trading frequency should be at least 90% in the last six months.
- Companies should form a part of infrastructure sector.
- The company should have a listing history of 6 months. A company which comes out with an IPO will be eligible for inclusion in the index, if it fulfils the normal eligibility criteria for the index for a 1 month period instead of a 6 month period.
- The companies are sorted in the descending order of the Free-Float Market capitalization (FF MCap) and final selection of companies shall be made based on the FF MCap to form part of the index.

- In case of NIFTY Infrastructure index, companies that are allowed to trade in F&O segment at NSE are only eligible to be constituent of the index.
- Companies will be included if free-float market capitalisation is 1.5 times the freefloat market capitalization of the smallest index constituent in respective index.
- Weightage of each stock in the index is calculated based on its free-float market capitalization such that no single stock shall be more than 20% at the time of rebalancing.
- The review will take place on a semi-annual basis effective from the last trading day of March and September.

Source: NSE Indices Ltd.

Note: The performance of the scheme shall be benchmarked to the Total Return (TRI) variant of the Index chosen as a benchmark.

Scheme Portfolio - Nippon India ETF Nifty Infrastructure BeES as on 28th February, 2025

Sr. No.	Stock Name	Weightage (%)	Sr. No.	Stock Name	Weightage (%)
1	Reliance Industries Limited	21.92%	17	Siemens Limited	1.41%
2	Bharti Airtel Limited	14.54%	18	DLF Limited	1.41%
3	Larsen & Toubro Limited	12.86%	19	Indus Towers Limited	1.39%
4	NTPC Limited	5.09%	20	Cummins India Limited	1.27%
5	UltraTech Cement Limited	3.99%	21	Shree Cement Limited	1.27%
6	Power Grid Corporation of India Limited	3.92%	22	Samvardhana Motherson International Limited	1.21%
7	InterGlobe Aviation Limited	3.03%	23	Ambuja Cements Limited	1.08%
8	Oil & Natural Gas Corporation Limited	3.02%	24	Ashok Leyland Limited	1.05%
9	Grasim Industries Limited	2.96%	25	Godrej Properties Limited	1.01%
10	Adani Ports and Special Economic Zone Limited	2.72%	26	Hindustan Petroleum Corporation Limited	0.97%
11	The Indian Hotels Company Limited	2.17%	27	Bharat Forge Limited	0.92%
12	Apollo Hospitals Enterprise Limited	2.11%	28	MRF Limited	0.74%
13	Tata Power Company Limited	1.98%	29	Indian Railway Catering And Tourism Corporation Limited	0.70%
14	Bharat Petroleum Corporation Limited	1.59%	30	Container Corporation of India Limited	0.59%
15	Indian Oil Corporation Limited	1.47%	31	Cash & Other Receivables	0.16%
16	GAIL (India) Limited	1.45%			
Total					100.00%

Note: The stocks mentioned form a part of the portfolio of the scheme and may or may not form a part of the portfolio in future. Please read Scheme Information Document carefully for more details and risk factors.

Scheme Performance of Nippon India ETF Nifty Infrastructure BeES as on 28th February, 2025

Fund / Benchmark (Value of ₹10,000 invested)	1 Year		3 Years		5 Years		Since Inception	
	Amount in ₹	Returns (%)	Amount in ₹	Returns (%)	Amount in ₹	Returns (%)	Amount in ₹	Returns (%)
NAV as on February 28, 2025: ₹792.2567								
Nippon India ETF Nifty Infrastructure BeES	Inception Date : Sep 29, 2010							
Nippon India ETF Nifty Infrastructure BeES	9,454	-5.46	15,857	16.60	25,561	20.62	21,227	5.36
B:Nifty Infrastructure TRI	9,556	-4.44	16,399	17.91	27,171	22.10	24,958	6.54
AB:Nifty 50 TRI	10,189	1.89	13,652	10.92	20,966	15.94	43,926	10.80
Fund Manager : Himanshu Mange (Since Dec 2023 till 31st Jan 2025), Jitendra Tolani (w.e.f Feb 01, 2025)								

Performance as on 28th February, 2025

B: Benchmark, AB: Additional Benchmark, TRI: Total Return Index

TRI - Total Returns Index reflects the returns on the index arising from (a) constituent stock price movements and (b) dividend receipts from constituent index stocks, thereby showing a true picture of returns.

For Exchange Traded Funds of Nippon India Mutual Fund, performance is provided at Scheme level using IDCW Reinvestment NAV's, since there are no separate plan/option under such Schemes.

Period for which scheme's performance has been provided is computed basis last day of the month-end preceding the date of advertisement.

Past performance may or may not be sustained in future and the same may not necessarily provide the basis for comparison with other investment. Performance of the schemes (wherever provided) are calculated basis CAGR for the past 1 year, 3 years, 5 years and since inception. IDCWs (if any) are assumed to be reinvested at the prevailing NAV. Performance of the scheme would be Net of Dividend distribution tax, if any. Face value of scheme is Rs.10/-

per unit. In case, the start/end date of the concerned period is non-business day (NBD), the NAV of the previous date is considered for computation of returns.

Finance Act 2020 has abolished dividend distribution tax on IDCW declared and paid by Mutual Fund scheme. W.e.f. 01.04.2020 IDCW received from Mutual fund scheme is taxable in the hands of investor and mutual fund scheme is required to withhold tax on IDCW as per applicable rate.

Performance of other open ended schemes managed by the same fund manager as on 28th February, 2025

Scheme Name/s	CAGR %								
	1 Year Return			3 Years Return			5 Years Return		
	Regular Plan	Direct Plan	Benchmark	Regular Plan	Direct Plan	Benchmark	Regular Plan	Direct Plan	Benchmark
TOP 3									
Nippon India Silver ETF Fund of Fund#	31.61	--	34.82	11.09	--	12.52	NA	--	NA
Nippon India Nifty Bank Index Fund#	4.73	5.34	5.76	NA	NA	NA	NA	NA	NA
Nippon India Nifty Pharma ETF*	4.66	--	4.96	15.88	--	16.16	NA	--	NA
Bottom 3									
Nippon India Nifty Alpha Low Volatility 30 Index Fund#	-7.70	-7.22	-6.60	NA	NA	NA	NA	NA	NA
Nippon India ETF Nifty 50 Shariah BeES*	-7.81	--	-6.71	3.48	--	4.56	13.66	--	14.92
Nippon India ETF Nifty PSU Bank BeES*	-18.23	--	-17.85	29.29	--	30.03	24.02	--	24.76

Nippon India Silver ETF Fund of Fund & Nippon India Nifty Pharma ETF have not completed 5 years, the performance details of 1 & 3 years are provided herein.

Nippon India Nifty Bank Index Fund & Nippon India Nifty Alpha Low Volatility 30 Index Fund have not completed 3 & 5 years, the performance details of 1 years are provided herein.

Mr. Jitendra Tolani has been managing Nippon India Silver ETF Fund of Fund since Feb 2025

Mr. Jitendra Tolani has been managing Nippon India Nifty Bank Index Fund since Feb 2025

Mr. Jitendra Tolani has been managing Nippon India Nifty Pharma ETF since Feb 2025

Mr. Jitendra Tolani has been managing Nippon India Nifty Alpha Low Volatility 30 Index Fund since Feb 2025

Mr. Jitendra Tolani has been managing Nippon India ETF Nifty 50 Shariah BeES since Feb 2025

Mr. Jitendra Tolani has been managing Nippon India ETF Nifty PSU Bank BeES since Feb 2025

Note:

- Mr. Jitendra Tolani manages 19 open-ended schemes of Nippon India Mutual Fund .
- In case the number of schemes managed by a fund manager is more than six, in the performance data of other schemes, the top 3 and bottom 3 schemes managed by fund manager has been provided herein are on the basis of 1 Year CAGR returns
- Period for which scheme's performance has been provided is computed basis last day of the month-end preceding the date of advertisement
- Different schemes shall have a different expense structure.

#The performance details provided herein are of Growth plan.

* The Scheme does not offer any Plans/Options. The performance details are provided at Scheme level using IDCW Reinvestment NAV's

Past performance may or may not be sustained in future and the same may not necessarily provide the basis for comparison with other Investment. IDCWs (if any) are assumed to be reinvested at the prevailing NAV. Performance of the scheme would be Net of Dividend distribution tax, if any. Face value of Nippon India ETF Nifty PSU Bank BeES is Re.1/- per unit. Face Value of other schemes is Rs.10/- per unit. In case, the start/end date of the concerned period is non-business day (NBD), the NAV of the previous date is considered for computation of returns.

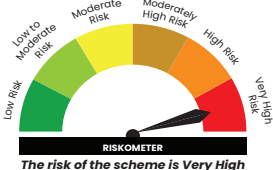
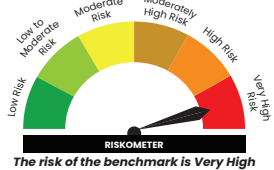

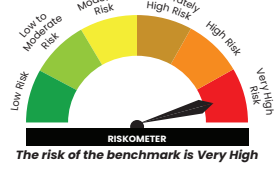

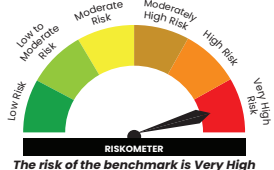

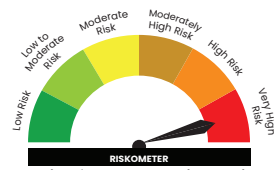

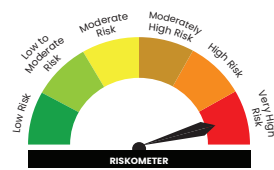
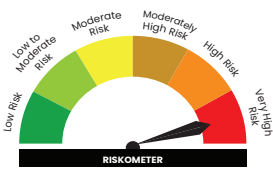

Finance Act 2020 has abolished dividend distribution tax on IDCW declared and paid by Mutual Fund scheme. W.e.f. 01.04.2020 IDCW received from Mutual fund scheme is taxable in the hands of investor and mutual fund scheme is required to withhold tax on IDCW as per applicable rate.

Scheme Features of Nippon India ETF Nifty Infrastructure BeES

Nature of Scheme	An open ended index scheme listed on the Exchange in the form of an Exchange Traded Fund (ETF) tracking the Nifty Infrastructure Index
Benchmark	Nifty Infrastructure TRI
Fund Manager	Jitendra Tolani (w.e.f Feb 01, 2025)
Inception Date	September 29, 2010
Rule of 20 -25	Rule of a minimum of 20 investors and no single investor accounting for more than 25% of the corpus of the Scheme does not apply to ETFs
Asset Allocation	Securities constituting Nifty Infrastructure Index : 95%-100% Money Market Instruments (with maturity not exceeding 91 days),including Tri - Party Repo on G-Secs or T-Bills, cash & cash equivalents: 0%-5% Investors are requested to refer SID for more details.
Transparency/NAV Disclosure	Nippon India Mutual Fund shall declare the Net asset value of the scheme on every business day on AMFI's website www.amfiindia.com by 11:00 p.m. on the day of declaration of the NAV and also on mf.nipponindiaim.com
Value of Unit	The value of each unit of the Scheme would be approximately equal to 1/10th of the value of Nifty Infrastructure Index
Load Structure	Exit Load : Not Applicable
Minimum Application Amount	The minimum number of Units that can be bought or sold on the exchange is 1 (one) unit and in multiples of 1 unit. Directly from AMC: Allowed to Authorized Participants/ Market Makers & Large Investors in form of creation unit size [^] of 5,000 units,
Dematerialization	Units of the scheme will only be available in Dematerialized (electronic) form only
NSE Symbol	INFRABEES

As w.e.f May 1, 2023, the execution value for large investors must be greater than Rs.25 crores (except for Schemes managed by Employee Provident Fund Organisation (EPFO), India and Recognized Provident Funds, Approved Gratuity Funds and Approved Superannuation Funds under Income Tax Act, 1961)

Product Label

Scheme Name	This Product is suitable for Investors who are Seeking*	Scheme Riskometer	Benchmark Riskometer
<p>Nippon India Silver ETF Fund of Fund (An Open Ended Fund of Fund scheme investing in units of Nippon India Silver ETF.)</p> <p>Benchmark : Domestic Price of Silver (based on LBMA Silver daily spot fixing price)</p>	<ul style="list-style-type: none"> Long term capital growth Returns that are commensurate with the performance of Nippon India Silver ETF through investment in units of Nippon India Silver ETF 	 <p>The risk of the scheme is Very High</p>	 <p>The risk of the benchmark is Very High</p>
<p>Nippon India Nifty Bank Index Fund (An open ended scheme replicating/tracking Nifty Bank Index)</p> <p>Benchmark : Nifty Bank TRI</p>	<ul style="list-style-type: none"> Long term capital growth Investment in equity and equity related securities and portfolio replicating the composition of the Nifty Bank Index, subject to tracking errors. 	 <p>The risk of the scheme is Very High</p>	 <p>The risk of the benchmark is Very High</p>
<p>Nippon India Nifty Pharma ETF (An open ended scheme replicating/ tracking NIFTY Pharma Index.)</p> <p>Benchmark : Nifty Pharma TRI</p>	<ul style="list-style-type: none"> Long term capital growth Investment in equity and equity related securities and portfolios replicating the composition of Nifty Pharma Index, subject to tracking errors 	 <p>The risk of the scheme is Very High</p>	 <p>The risk of the benchmark is Very High</p>
<p>Nippon India Nifty Alpha Low Volatility 30 Index Fund (An open ended scheme replicating/tracking Nifty Alpha Low Volatility 30 Index.)</p> <p>Benchmark : Nifty Alpha Low Volatility 30 TRI</p>	<ul style="list-style-type: none"> Long term capital growth Investment in equity and equity related securities and portfolio replicating the composition of the Nifty Alpha Low Volatility 30 Index, subject to tracking errors. 	 <p>The risk of the scheme is Very High</p>	 <p>The risk of the benchmark is Very High</p>
<p>Nippon India ETF Nifty 50 Shariah BeES (The fund employs a passive investment approach designed to track the performance of Nifty50 Shariah TRI. The fund seeks to achieve this goal by investing in securities constituting the Nifty50 Shariah Index in same proportion as in the Index.)</p> <p>Benchmark : Nifty50 Shariah TRI</p>	<ul style="list-style-type: none"> Long-term capital appreciation Investment in Securities covered by Nifty50 Shariah Index 	 <p>The risk of the scheme is Very High</p>	 <p>The risk of the benchmark is Very High</p>
<p>Nippon India ETF Nifty PSU Bank BeES (An open ended index scheme, listed on the Exchange in the form of an Exchange Traded Fund (ETF) tracking the Nifty PSU Bank Index.)</p> <p>Benchmark : Nifty PSU Bank TRI</p>	<ul style="list-style-type: none"> Long-term capital appreciation Investment in Securities covered by Nifty PSU Bank Index 	 <p>The risk of the scheme is Very High</p>	 <p>The risk of the benchmark is Very High</p>

*Investors should consult their financial advisors if in doubt about whether the product is suitable for them.

Risk factors: The scheme invests in equity instrument and hence carries risk inherent in equities. Trading volumes, settlement periods and transfer procedures may restrict the liquidity of the investments. Investment in Money Market instruments is subject to liquidity, credit, interest rate & reinvestment risk. For further Scheme specific risk factors, please refer the scheme information document.

Disclaimers

NSE Disclaimer: It is to be distinctly understood that the permission given by NSE should not in any way be deemed or construed that the Scheme Information Document has been cleared or approved by NSE nor does it certify the correctness or completeness of any of the contents of the Scheme Information Document. The investors are advised to refer to the Scheme Information Document for the full text of the Disclaimer Clause of NSE

The views expressed herein constitute only the opinions and do not constitute any guidelines or recommendation on any course of action to be followed by the reader. This information is meant for general reading purposes only and is not meant to serve as a professional guide for the readers. Certain factual and statistical (both historical and projected) industry and market data and other information was obtained by NAM India from independent, third-party sources that it deems to be reliable, some of which have been cited above. However, NAM India has not independently verified any of such data or other information, or the reasonableness of the assumptions upon which such data and other information was based, and there can be no assurance as to the accuracy of such data and other information. Further, many of the statements and assertions contained in these materials reflect the belief of NAM India, which belief may be based in whole or in part on such data and other information.

The Sponsor, the Investment Manager, the Trustee or any of their respective directors, employees, associates or representatives do not assume any responsibility for, or warrant the accuracy, completeness, adequacy and reliability of such information. Whilst no action has been solicited based upon the information provided herein, due care has been taken to ensure that the facts are accurate and opinions given are fair and reasonable. This information is not intended to be an offer or solicitation for the purchase or sale of any financial product or instrument. Recipients of this information should rely on information/data arising out of their own investigations. Readers are advised to seek independent professional advice, verify the contents and arrive at an informed investment decision before making any investments.

None of the Sponsor, the Investment Manager, the Trustee, their respective directors, employees, associates

or representatives shall be liable for any direct, indirect, special, incidental, consequential, punitive or exemplary damages, including lost profits arising in any way from the information contained in this material. The Sponsor, the Investment Manager, the Trustee, any of their respective directors, employees including the fund managers, associates, representatives including persons involved in the preparation or issuance of this material may from time to time, have long or short positions in, and buy or sell the securities thereof, of company(ies) / specific economic sectors mentioned herein.



Mutual Fund investments are subject to market risks, read all scheme related documents carefully.