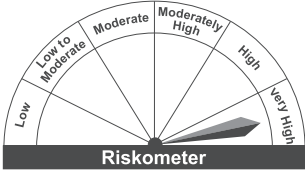
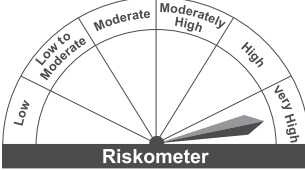




Nippon India Mutual Fund

Wealth sets you free

Nippon India ETF Nifty Midcap 150 An Open Ended Index Exchange Traded Fund

Product label		
<p>This product is suitable for investors who are seeking*:</p> <ul style="list-style-type: none"> • Long term capital growth • Investment in equity and equity related securities and portfolios replicating the composition of Nifty Midcap 150 Index, subject to tracking errors. <p>*Investors should consult their financial advisors if in doubt about whether the product is suitable for them.</p>	<p>Nippon India ETF Nifty Midcap 150</p>  <p>Riskometer</p> <p>Investors understand that their principal will be at Very High risk</p>	<p>Nifty Midcap 150 TRI</p>  <p>Riskometer</p> <p>Benchmark Riskometer is at Very High risk</p>

Contents	
Why Equity ETF?	Page 2
Strategies used through Index based Equity ETFs	Page 2
Transaction Options available for investors	Page 2
Creation Unit Size	Page 2
Nippon India ETF Nifty Midcap 150 - Investment Objective & Positioning	Page 3
Benefits of Nippon India ETF Nifty Midcap 150	Page 3
About NIFTY Midcap 150 Index	Page 3
Scheme Portfolio of Nippon India ETF Nifty Midcap 150	Page 4
Scheme Performance of Nippon India ETF Nifty Midcap 150	Page 4
Performance of other open ended schemes managed by the same fund manager	Page 5
Scheme Features Nippon India ETF Nifty Midcap 150	Page 5
Product Label	Page 6
Disclaimers	Page 6

Nippon Life India Asset Management Limited (NAM India) is one of the largest asset managers with more than 28 years of experience in managing wealth of investors with a robust distribution network in India.

To cater to the increasing demand for passive management, we offer a variety of Exchange Traded Funds (ETFs) under “Nippon India ETFs”. Currently, we offer eighteen equity ETF’s – benchmarked against Nifty Bank TRI, Nifty 100 TRI, Nifty 50 TRI, Nifty Midcap 150 TRI, Nifty India Consumption TRI, Nifty Dividend Opportunities 50 TRI, Nifty 50 Value 20 TRI, Nifty Next 50 TRI, Nifty Infrastructure TRI, Nifty50 Shariah TRI, Nifty PSU bank TRI, Nifty CPSE TRI, Nifty IT TRI, Nifty Pharma TRI, Hang Seng TRI, S&P BSE Sensex TRI, S&P BSE Sensex Next 50 TRI & Nifty Auto TRI; five debt ETFs – benchmarked against Nifty 8-13 yr G- Sec Index, Nifty CPSE Bond Plus SDL Sep 2024 50:50 Index, Nifty SDL Apr 2026 Top 20 Equal Weight Index, Nifty 5 Yr Benchmark G-Sec Index & Liquid ETF in money market space and two commodity ETF’s – based on domestic prices of Gold and Silver.

Why Equity ETF?

- ▶ **Ease of transaction** - Can be easily bought / sold like any other stock on the exchange through terminals spread across the country
- ▶ **Ease of Liquidity** - Can be bought / sold anytime during market hours (subject to availability of buyer/seller) at prices prevailing in the market. Thus, investor transacts at real-time prices.
- ▶ **Low Cost** - Generally less expensive than investing in multiple individual securities.
- ▶ **Other Special Features**
 - Instant diversification through exposure to a large number of stocks by purchasing as low as 1 unit
 - Buying / selling at close to live price and not end-of-day, also ability to put limit orders
 - Authorised Participants / Large investors can buy directly from the AMC at Live Prices in creation unit sizes[^]

Strategies used through Index based Equity ETFs

- ▶ **Liquidity Management** - ETFs can be used for a given percentage of each asset class to provide a liquidity buffer across the asset allocation
- ▶ **Portfolio Completion** - ETFs allow investors to gain exposure to an asset class that is under-represented in the asset allocation
- ▶ **Cash Equitization** - ETFs assist in remaining fully invested into equity as per the allocation model, while maintaining liquidity, thus minimizing the cash drag effect on the portfolio
- ▶ **Portfolio Transitions** - Since ETFs are passive funds, they may help to maintain market exposure while there are changes in sector/ stock allocations in a portfolio, hence avoids the risk of missing any market movement

Transaction Options available for investors

Subscription	Process	Features
Through Stock Exchange	Online Terminal / Stock Broker	<ul style="list-style-type: none"> • Can trade as less as 1 Unit • Unit credit on T+1 • Transaction on Exchange traded price • No paperwork • Transaction on order matching and availability of quotes
Through AMC (Authorized Participants & Large Investors)	Transaction form with requisite documents	<ul style="list-style-type: none"> • Can transact in multiples of creation unit size[^] • Transaction in exchange of Portfolio deposit & Cash Component
Redemption	Process	Features
Through Stock Exchange	Online terminal / Stock Broker	<ul style="list-style-type: none"> • Can trade as less as 1 Unit • Amount credited T+1
Through AMC (Authorized Participants & Large Investors)	Redemption Request	<ul style="list-style-type: none"> • Can trade in multiples of creation unit size[^] • Transaction in exchange of Portfolio deposit & Cash Component

Creation Unit Size

Creation Unit size is the minimum denomination of unit that can be directly purchased/redeemed from AMC

Tradable Unit	Composition	Creation Unit Size [^]	NAV Value (Rs.)*	Approx. Basket Value (Rs.)*
1 Unit Nippon India ETF Nifty Midcap 150	~ 1/100 of Nifty Midcap 150 Index	35,000 units of Nippon India ETF Nifty Midcap 150	182.7384	6,395,844

*Data as of 29th February, 2024 taken as reference value

Importance of Creation Unit Size

- In case of non-availability of sizeable quote, Investors can transact with the AMC in creation unit lots[^]
- Investors can transact both in form of cash or stock basket comprising the index
- Units are created at live NAV price plus expenses

Nippon India ETF Nifty Midcap 150

Investment Objective: Nippon India ETF Nifty Midcap 150

The investment objective of the scheme is to provide investment returns closely corresponding to the total returns of the securities as represented by the NIFTY Midcap 150 Index before expenses, subject to tracking errors. However, there can be no assurance or guarantee that the investment objective of the Scheme will be achieved.

Positioning – Nippon India ETF Nifty Midcap 150

- Investment in Nippon India ETF Nifty Midcap 150 is a route to value investing in India
- It allows investors to take part in India growth story by essentially investing in midcap companies listed on NSE.
- The scheme is designed to serve as both a benchmark and an investable index and is comprised of index constituent stocks representing midcaps, relatively well-established companies across key sectors
- Investments in Nippon India ETF Nifty Midcap 150 can form part of “core equity portfolio”, especially for Institutional investors
- By investing in Nippon India ETF Nifty Midcap 150, strategies like “cash equitization” can be effectively deployed because of its inherent advantages like one of the best market representation.

Benefits of Nippon India ETF Nifty Midcap 150

- ▶ **Liquidity:** Apart from being readily available for trade on the recognized stock exchanges, ETF units can also be bought in creation units size[^] by large investors directly from the asset management company.
- ▶ **Less of Ambiguity:** The ETF's investment strategy & stock selection is clearly defined, holding stocks as per the underlying Index in the same weightages
- ▶ **Diversification:** Buying a single unit will offer diversification benefit in the entire index companies
- ▶ **Transparency:** The index constituents are available in the public domain on a daily basis by NSE

Source: NSE & NSE Indices Ltd.

About NIFTY Midcap 150 Index

NIFTY Midcap 150 represents the next 150 companies (companies ranked 101–250) based on full market capitalisation from NIFTY 500. This index intends to measure the performance of mid market capitalisation companies.

The Index is computed using free float market capitalization method, wherein the level of the index reflects the total free float market value of all the stocks in the index relative to particular base market capitalization value. It has a base date of April 01, 2005.

NIFTY Midcap 150 can be used for a variety of purposes such as benchmarking fund portfolios, launching of index funds, ETFs and structured products.

Eligibility Criteria for Selection of Constituent Stocks:

- The company should be a constituent of NIFTY 500
and Investible weight factor (IWF) of stock should be at least 0.10 (10% free float).
or 6 month average free float market capitalization of the stock should be at least 25% of the 6 month average full market capitalization of the of the existing smallest index constituent (prior to index review) by full market capitalization in NIFTY Midcap 150 as of the cut-off date.
- Securities will be included if rank based on full market capitalisation is among top 225
- Securities will be included if full market capitalisation is 1.50 times of the last constituent in NIFTY Midcap 150
- Securities will be excluded if rank based on full market capitalisation falls below 275 or if constituents get excluded from NIFTY 500
- Eligibility criteria for newly listed security is checked based on the data for a one-month period instead of a six-month period

Index Re-Balancing:

Index is re-balanced on semi-annual basis. The cut-off date is January 31 and July 31 of each year, i.e. For semi-annual review of indices, average data for six months ending the cut-off date is considered. Four weeks prior notice is given to market from the date of change.

Source: NSE Indices Ltd.

Note: The performance of the scheme shall be benchmarked to the Total Return (TRI) variant of the Index chosen as a benchmark.

Scheme Portfolio of Nippon India ETF Nifty Midcap 150 as on 29th February, 2024

Sr. No	Stock Name	Weightage (%)	Sr. No	Stock Name	Weightage (%)
1	Max Healthcare Institute Limited	2.16%	27	Godrej Properties Limited	1.01%
2	Power Finance Corporation Limited	2.14%	28	Tata Elxsi Limited	1.00%
3	REC Limited	2.02%	29	Supreme Industries Limited	0.99%
4	Adani Power Limited	1.95%	30	Indian Railway Finance Corporation Limited	0.99%
5	The Indian Hotels Company Limited	1.90%	31	Container Corporation of India Limited	0.99%
6	Persistent Systems Limited	1.64%	32	NMDC Limited	0.95%
7	Yes Bank Limited	1.58%	33	Alkem Laboratories Limited	0.95%
8	Coforge Limited	1.47%	34	The Phoenix Mills Limited	0.94%
9	Lupin Limited	1.44%	35	KPIT Technologies Limited	0.94%
10	HDFC Asset Management Company Limited	1.39%	36	Voltas Limited	0.93%
11	Cummins India Limited	1.37%	37	Union Bank of India	0.92%
12	Tube Investments of India Limited	1.34%	38	Dixon Technologies (India) Limited	0.91%
13	The Federal Bank Limited	1.24%	39	Astral Limited	0.90%
14	Hindustan Petroleum Corporation Limited	1.20%	40	Ashok Leyland Limited	0.90%
15	PB Fintech Limited	1.16%	41	NHPC Limited	0.88%
16	IDFC First Bank Limited	1.14%	42	Max Financial Services Limited	0.88%
17	MRF Limited	1.09%	43	Tata Communications Limited	0.83%
18	Bharat Forge Limited	1.09%	44	Jindal Stainless Limited	0.82%
19	Bharat Heavy Electricals Limited	1.08%	45	Polycab India Limited	0.82%
20	Aurobindo Pharma Limited	1.07%	46	Mphasis Limited	0.80%
21	CG Power and Industrial Solutions Limited	1.05%	47	JSW Energy Limited	0.80%
22	Sona BLW Precision Forgings Limited	1.04%	48	FSN E-Commerce Ventures Limited	0.79%
23	Sundaram Finance Limited	1.04%	49	Fortis Healthcare Limited	0.78%
24	Macrotech Developers Limited	1.03%	50	ACC Limited	0.78%
25	APL Apollo Tubes Limited	1.01%	51	Other Securities	42.82%
26	AU Small Finance Bank Limited	1.01%	52	Cash & Other Receivables	0.03%
Total					100.00%

Note: The stocks mentioned form a part of the portfolio and may or may not form a part of the portfolio in future. Please read Scheme Information Document carefully for more details and risk factors

Scheme Performance of Nippon India ETF Nifty Midcap 150 as on 29th February, 2024

NAV as on February 29, 2024: ₹182.7384				
Particulars	CAGR %			
	1 Year	3 Years	5 Years	Since Inception
Nippon India ETF Nifty Midcap 150	56.70	27.05	24.98	24.44
B:Nifty Midcap 150 TRI	57.08	27.42	25.42	24.80
AB:S&P BSE Sensex TRI	24.51	15.21	16.48	15.99
Value of ₹10000 Invested				
Nippon India ETF Nifty Midcap 150	15,690	20,547	30,534	30,381
B:Nifty Midcap 150 TRI	15,728	20,727	31,070	30,830
AB:S&P BSE Sensex TRI	12,458	15,312	21,463	21,253
Inception Date : Jan 31, 2019				
Fund Manager : Himanshu Mange (Since Dec 2023)				

Performance as on 29th February, 2024

B: Benchmark, AB: Additional Benchmark, TRI: Total Return Index, NA: Not Applicable

TRI - Total Returns Index reflects the returns on the index arising from (a) constituent stock price movements and (b) dividend receipts from constituent index stocks, thereby showing a true picture of returns.

For Exchange Traded Funds of Nippon India Mutual Fund, performance is provided at Scheme level using IDCW Reinvestment NAV's, since there are no separate plan/option under such Schemes.

Period for which scheme's performance has been provided is computed basis last day of the month-end preceding the date of advertisement.

Past performance may or may not be sustained in future and the same may not necessarily provide the basis for comparison with other investment. Performance of the schemes (wherever provided) are calculated basis CAGR for the past 1 year, 3 years, 5 years and since inception. IDCWs (if any) are assumed to be reinvested at the prevailing NAV. Performance of the scheme would be Net of Dividend distribution tax, if any. Face value of scheme is Rs.10/- per unit. In case, the start/end date of the concerned period is non-business day (NBD), the NAV of the previous date is considered for computation of returns.

Finance Act 2020 has abolished dividend distribution tax on IDCW declared and paid by Mutual Fund scheme. W.e.f. 01.04.2020 IDCW received from Mutual fund scheme is taxable in the hands of investor and mutual fund scheme is required to withhold tax on IDCW as per applicable rate.

Performance of other open ended schemes managed by the same fund manager as on 29th February, 2024

Scheme Name/s	CAGR %					
	1 Year Return		3 Years Return		5 Years Return	
	Scheme	Benchmark	Scheme	Benchmark	Scheme	Benchmark
TOP 3						
CPSE ETF*	104.41	105.14	50.81	51.44	26.64	27.20
Nippon India ETF Nifty PSU Bank BeES*	89.32	90.49	43.16	44.02	20.24	21.00
Nippon India Nifty Smallcap 250 Index Fund#	66.20	68.56	28.51	30.48	NA	NA
Bottom 3						
Nippon India ETF Nifty Bank BeES*	15.30	15.45	10.33	10.55	11.49	12.01
Nippon India Gold Savings Fund#	10.93	12.06	9.02	10.07	11.93	13.17
Nippon India Silver ETF Fund of Fund#	8.71	10.22	NA	NA	NA	NA

Nippon India Nifty Smallcap 250 Index Fund has not completed 5 years, the performance details of 1 & 3 years are provided herein

Nippon India Silver ETF Fund of Fund has not completed 3 & 5 years, the performance details of 1 years are provided herein

Mr. Himanshu Mange has been managing CPSE ETF since Dec 2023

Mr. Himanshu Mange has been managing Nippon India ETF Nifty PSU Bank BeES since Dec 2023

Mr. Himanshu Mange has been managing Nippon India Nifty Smallcap 250 Index Fund since Dec 2023

Mr. Himanshu Mange has been managing Nippon India ETF Nifty Bank BeES since Dec 2023

Mr. Himanshu Mange has been managing Nippon India Gold Savings Fund since Dec 2023

Mr. Himanshu Mange has been managing Nippon India Silver ETF Fund of Fund since Dec 2023

Note:

- Mr. Himanshu Mange manages 26 open-ended schemes of Nippon India Mutual Fund.
- In case the number of schemes managed by a fund manager is more than six, in the performance data of other schemes, the top 3 and bottom 3 schemes managed by fund manager has been provided herein are on the basis of 1 Year CAGR returns
- Period for which scheme's performance has been provided is computed basis last day of the month-end preceding the date of advertisement
- Different schemes shall have a different expense structure.

#The performance details provided herein are of Growth Plan (Regular Plan).

*The Scheme does not offer any Plans/Options. The performance details are provided at Scheme level using IDCW Reinvestment NAV's.

Past performance may or may not be sustained in future and the same may not necessarily provide the basis for comparison with other Investment. IDCWs (if any) are assumed to be reinvested at the prevailing NAV. Performance of the scheme would be Net of Dividend distribution tax, if any. Face value of Nippon India ETF Nifty PSU Bank BeES and Nippon India ETF Nifty Bank BeES is Re.1/- per unit. Face Value of other schemes is Rs.10/- per unit. In case, the start/end date of the concerned period is non-business day (NBD), the NAV of the previous date is considered for computation of returns.

Finance Act 2020 has abolished dividend distribution tax on IDCW declared and paid by Mutual Fund scheme. W.e.f. 01.04.2020 IDCW received from Mutual fund scheme is taxable in the hands of investor and mutual fund scheme is required to withhold tax on IDCW as per applicable rate.



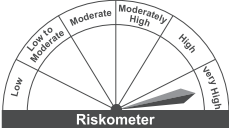
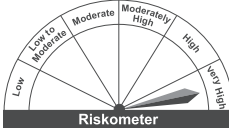
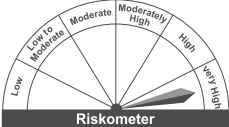



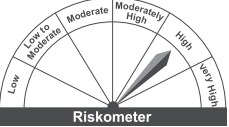
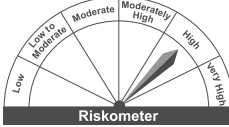


Scheme Features of Nippon India ETF Nifty Midcap 150

Nature of Scheme	An Open Ended, Index Exchange Traded Fund
Benchmark	NIFTY Midcap 150 TRI
Fund Manager	Himanshu Mange (Since Dec 2023)
Month end AUM	Rs. 1,271.41 Crs (as on 29th February, 2024)
Total Expense Ratio	0.21% (as on 29th February, 2024)
Rule of 20 -25	Rule of a minimum of 20 investors and no single investor accounting for more than 25% of the corpus of the Scheme does not apply to ETFs
Asset Allocation	Securities constituting NIFTY Midcap 150 Index : 95%-100% Money Market instruments including Tri - Party Repo on G-Secs or T-Bills (with maturity not exceeding 91 days): 0%-5%
Transparency/NAV Disclosure	Nippon India Mutual Fund shall declare the Net asset value of the scheme on every business day on AMFI's website www.amfiindia.com by 11:00 p.m. on the day of declaration of the NAV and also on mf.nipponindiaim.com
Value of Unit	The value of each unit of the Scheme would be approximately equal to 1/100th of the value of NIFTY Midcap 150 Index

Load Structure	Entry & Exit Load : Not Applicable
Minimum Application Amount	The minimum number of Units that can be bought or sold on the exchange is 1 (one) unit and in multiples of 1 unit. Directly from AMC: Allowed to Authorized Participants & Large Investors in form of creation unit size [^] of 35,000 units.
Dematerialization	Units of the scheme will be available in Dematerialized (electronic) form only
NSE Symbol	MIDI50BEES

^ w.e.f May 1, 2023, the execution value for large investors must be greater than Rs.25 crores (except for Schemes managed by Employee Provident Fund Organisation (EPFO), India and Recognized Provident Funds, Approved Gratuity Funds and Approved Superannuation Funds under Income Tax Act, 1961)

Product Label

Scheme Name	This Product is suitable for Investors who are Seeking*	Fund Riskometer	Benchmark Riskometer
CPSE ETF (An Open-ended Index Exchange Traded Fund) Benchmark : Nifty CPSE TRI	<ul style="list-style-type: none"> Long-term capital appreciation Investment in Securities covered by the Nifty CPSE Index. 	 Riskometer Investors understand that their principal will be at Very High risk	 Riskometer Benchmark Riskometer is at Very High risk
Nippon India ETF Nifty PSU Bank BeES (An open ended index scheme, listed on the Exchange in the form of an Exchange Traded Fund (ETF) tracking the Nifty PSU Bank Index) Benchmark : Nifty PSU Bank TRI	<ul style="list-style-type: none"> Long-term capital appreciation Investment in Securities covered by Nifty PSU Bank Index 	 Riskometer Investors understand that their principal will be at Very High risk	 Riskometer Benchmark Riskometer is at Very High risk
Nippon India Nifty Smallcap 250 Index Fund (An open ended scheme replicating/tracking Nifty Smallcap 250 Index) Benchmark : Nifty Smallcap 250 TRI	<ul style="list-style-type: none"> Long term capital growth Investment in equity and equity related securities and portfolios replicating the composition of the Nifty Smallcap 250 Index, subject to tracking errors 	 Riskometer Investors understand that their principal will be at Very High risk	 Riskometer Benchmark Riskometer is at Very High risk
Nippon India ETF Nifty Bank BeES (An Open Ended Index Exchange Traded Scheme) Benchmark : Nifty Bank TRI	<ul style="list-style-type: none"> Long-term capital appreciation Investment in Securities covered by Nifty Bank Index 	 Riskometer Investors understand that their principal will be at Very High risk	 Riskometer Benchmark Riskometer is at Very High risk
Nippon India Gold Savings Fund (An open ended Fund of Fund Scheme) Benchmark : Domestic Price of Gold	<ul style="list-style-type: none"> Long term capital growth Returns that are commensurate with the performance of Nippon India ETF Gold BeES through investment in securities of Nippon India ETF Gold BeES 	 Riskometer Investors understand that their principal will be at High risk	 Riskometer Benchmark Riskometer is at High risk
Nippon India Silver ETF Fund of Fund (FOF) (An Open Ended Fund of Fund scheme investing in units of Nippon India Silver ETF.) Benchmark : Domestic Price of Silver (based on LBMA Silver daily spot fixing price)	<ul style="list-style-type: none"> Long term capital growth Returns that are commensurate with the performance of Nippon India Silver ETF through investment in units of Nippon India Silver ETF 	 Riskometer Investors understand that their principal will be at Very High risk	 Riskometer Benchmark Riskometer is at Very High risk

*Investors should consult their financial advisors if in doubt about whether the product is suitable for them.

Risk factors: The scheme invests in equity instrument and hence carries risk inherent in equities. Trading volumes, settlement periods and transfer procedures may restrict the liquidity of the investments. Investment in Money Market instruments is subject to liquidity, credit, interest rate & reinvestment risk. For further Scheme specific risk factors, please refer the scheme information document.


Disclaimers

NSE Disclaimer: It is to be distinctly understood that the permission given by NSE should not in any way be deemed or construed that the Scheme Information Document has been cleared or approved by NSE nor does it certify the correctness or completeness of any of the contents of the Scheme Information Document. The investors are advised to refer to the Scheme Information Document for the full text of the Disclaimer Clause of NSE

The views expressed herein constitute only the opinions and do not constitute any guidelines or recommendation on any course of action to be followed by the reader. This information is meant for general reading purposes only and is not meant to serve as a professional guide for the readers. Certain factual and statistical (both historical and projected) industry and market data and other information was obtained by NAM India from independent, third-party sources that it deems to be reliable, some of which have been cited above. However, NAM India has not independently verified any of such data or other information, or the reasonableness of the assumptions upon which such data and other information was based, and there can be no assurance as to the accuracy of such data and other information. Further, many of the statements and assertions contained in these materials reflect the belief of NAM India, which belief may be based in whole or in part on such data and other information.

The Sponsor, the Investment Manager, the Trustee or any of their respective directors, employees, associates or representatives do not assume any responsibility for, or warrant the accuracy, completeness, adequacy and reliability of such information. Whilst no action has been solicited based upon the information provided herein, due care has been taken to ensure that the facts are accurate and opinions given are fair and reasonable. This information is not intended to be an offer or solicitation for the purchase or sale of any financial product or instrument. Recipients of this information should rely on information/data arising out of their own investigations. Readers are advised to seek independent professional advice, verify the contents and arrive at an informed investment decision before making any investments.

None of the Sponsor, the Investment Manager, the Trustee, their respective directors, employees, associates or representatives shall be liable for any direct, indirect, special, incidental, consequential, punitive or exemplary damages, including lost profits arising in any way from the information contained in this material. The Sponsor, the Investment Manager, the Trustee, any of their respective directors, employees including the fund managers, associates, representatives including persons involved in the preparation or issuance of this material may from time to time, have long or short positions in, and buy or sell the securities thereof, of company(ies) / specific economic sectors mentioned herein.



Mutual Fund investments are subject to market risks, read all scheme related documents carefully.