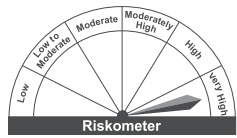
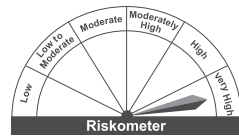


## Nippon India ETF Nifty Midcap 150

An Open Ended Index Exchange Traded Fund

Product label		
<p><b>This product is suitable for investors who are seeking*:</b></p> <ul style="list-style-type: none"> <li>• Long term capital growth</li> <li>• Investment in equity and equity related securities and portfolios replicating the composition of Nifty Midcap 150 Index, subject to tracking errors.</li> </ul> <p>*Investors should consult their financial advisors if in doubt about whether the product is suitable for them.</p>	<p><b>Nippon India ETF Nifty Midcap 150</b></p>  <p><b>Riskometer</b> Investors understand that their principal will be at Very High risk</p>	<p><b>Nifty Midcap 150 TRI</b></p>  <p><b>Riskometer</b> Benchmark Riskometer is at Very High risk</p>

Contents	
Why Equity ETF?	Page 2
Strategies used through Index based Equity ETFs	Page 2
Transaction Options available for investors	Page 2
Creation Unit Size	Page 2
Nippon India ETF Nifty Midcap 150 - Investment Objective & Positioning	Page 3
Benefits of Nippon India ETF Nifty Midcap 150	Page 3
About NIFTY Midcap 150 Index	Page 3
Scheme Portfolio of Nippon India ETF Nifty Midcap 150	Page 4
Scheme Performance of Nippon India ETF Nifty Midcap 150	Page 4
Performance of other open ended schemes managed by the same fund manager	Page 5
Scheme Features Nippon India ETF Nifty Midcap 150	Page 5
Product Label	Page 6
Disclaimers	Page 6

**Nippon Life India Asset Management Limited (NAM India)** is one of the largest asset managers with more than 28 years of experience in managing wealth of investors with a robust distribution network in India.

To cater to the increasing demand for passive management, we offer a variety of Exchange Traded Funds (ETFs) under “Nippon India ETFs”. Currently, we offer eighteen equity ETFs – benchmarked against Nifty Bank TRI, Nifty 100 TRI, Nifty 50 TRI, Nifty Midcap 150 TRI, Nifty India Consumption TRI, Nifty Dividend Opportunities 50 TRI, Nifty 50 Value 20 TRI, Nifty Next 50 TRI, Nifty Infrastructure TRI, Nifty50 Shariah TRI, Nifty PSU bank TRI, Nifty CPSE TRI, Nifty IT TRI, Nifty Pharma TRI, Hang Seng TRI, BSE Sensex TRI, BSE Sensex Next 50 TRI & Nifty Auto TRI; five debt ETFs – benchmarked against Nifty 8-13 yr G- Sec Index, Nifty CPSE Bond Plus SDL Sep 2024 50:50 Index, Nifty SDL Apr 2026 Top 20 Equal Weight Index, Nifty 5 Yr Benchmark G-Sec Index & Liquid ETF in money market space and two commodity ETFs – based on domestic prices of Gold and Silver.

## Why Equity ETF?

- ▶ **Ease of transaction** - Can be easily bought / sold like any other stock on the exchange through terminals spread across the country
- ▶ **Ease of Liquidity** - Can be bought / sold anytime during market hours (subject to availability of buyer/seller) at prices prevailing in the market. Thus, investor transacts at real-time prices.
- ▶ **Low Cost** - Generally less expensive than investing in multiple individual securities.
- ▶ **Other Special Features**
  - Instant diversification through exposure to a large number of stocks by purchasing as low as 1 unit
  - Buying / selling at close to live price and not end-of-day, also ability to put limit orders
  - Authorised Participants/ Market Makers / Large investors can buy directly from the AMC at Live Prices in creation unit sizes<sup>^</sup>

## Strategies used through Index based Equity ETFs

- ▶ **Liquidity Management** - ETFs can be used for a given percentage of each asset class to provide a liquidity buffer across the asset allocation
- ▶ **Portfolio Completion** - ETFs allow investors to gain exposure to an asset class that is under-represented in the asset allocation
- ▶ **Cash Equitization** - ETFs assist in remaining fully invested into equity as per the allocation model, while maintaining liquidity, thus minimizing the cash drag effect on the portfolio
- ▶ **Portfolio Transitions** - Since ETFs are passive funds, they may help to maintain market exposure while there are changes in sector/ stock allocations in a portfolio, hence avoids the risk of missing any market movement

## Transaction Options available for investors

Subscription	Process	Features
<b>Through Stock Exchange</b>	Online Terminal / Stock Broker	<ul style="list-style-type: none"> <li>• Can trade as less as 1 Unit</li> <li>• Unit credit on T+1</li> <li>• Transaction on Exchange traded price</li> <li>• No paperwork</li> <li>• Transaction on order matching and availability of quotes</li> </ul>
<b>Through AMC</b> (Authorized Participants/ Market Makers & Large Investors)	Transaction form with requisite documents	<ul style="list-style-type: none"> <li>• Can transact in multiples of creation unit size<sup>^</sup></li> <li>• Transaction in exchange of Portfolio deposit &amp; Cash Component</li> </ul>
Redemption	Process	Features
<b>Through Stock Exchange</b>	Online terminal / Stock Broker	<ul style="list-style-type: none"> <li>• Can trade as less as 1 Unit</li> <li>• Amount credited T+1</li> </ul>
<b>Through AMC</b> (Authorized Participants/ Market Makers & Large Investors)	Redemption Request	<ul style="list-style-type: none"> <li>• Can trade in multiples of creation unit size<sup>^</sup></li> <li>• Transaction in exchange of Portfolio deposit &amp; Cash Component</li> </ul>

## Creation Unit Size

Creation Unit size is the minimum denomination of unit that can be directly purchased/redeemed from AMC

Tradable Unit	Composition	Creation Unit Size <sup>^</sup>	NAV Value (Rs.)*	Approx. Basket Value (Rs.)*
1 Unit Nippon India ETF Nifty Midcap 150	~ 1/100 of Nifty Midcap 150 Index	35,000 units of Nippon India ETF Nifty Midcap 150	197.8622	69,25,177

\*Data as of 31st May, 2024 taken as reference value

## Importance of Creation Unit Size

- In case of non-availability of sizeable quote, Investors can transact with the AMC in creation unit lots<sup>^</sup>
- Investors can transact both in form of cash or stock basket comprising the index
- Units are created at live NAV price plus expenses

## Nippon India ETF Nifty Midcap 150

### Investment Objective: Nippon India ETF Nifty Midcap 150

The investment objective of the scheme is to provide investment returns closely corresponding to the total returns of the securities as represented by the NIFTY Midcap 150 Index before expenses, subject to tracking errors. However, there can be no assurance or guarantee that the investment objective of the Scheme will be achieved.

### Positioning – Nippon India ETF Nifty Midcap 150

- Investment in Nippon India ETF Nifty Midcap 150 is a route to value investing in India
- It allows investors to take part in India growth story by essentially investing in midcap companies listed on NSE.
- The scheme is designed to serve as both a benchmark and an investable index and is comprised of index constituent stocks representing midcaps, relatively well-established companies across key sectors
- Investments in Nippon India ETF Nifty Midcap 150 can form part of “core equity portfolio”, especially for Institutional investors
- By investing in Nippon India ETF Nifty Midcap 150, strategies like “cash equitization” can be effectively deployed because of its inherent advantages like one of the best market representation.

## Benefits of Nippon India ETF Nifty Midcap 150

- ▶ **Liquidity:** Apart from being readily available for trade on the recognized stock exchanges, ETF units can also be bought in creation units size<sup>^</sup> by large investors directly from the asset management company.
- ▶ **Less of Ambiguity:** The ETF's investment strategy & stock selection is clearly defined, holding stocks as per the underlying Index in the same weightages
- ▶ **Diversification:** Buying a single unit will offer diversification benefit in the entire index companies
- ▶ **Transparency:** The index constituents are available in the public domain on a daily basis by NSE

**Source:** NSE & NSE Indices Ltd.

## About NIFTY Midcap 150 Index

NIFTY Midcap 150 represents the next 150 companies (companies ranked 101–250) based on full market capitalisation from NIFTY 500. This index intends to measure the performance of mid market capitalisation companies.

The Index is computed using free float market capitalization method, wherein the level of the index reflects the total free float market value of all the stocks in the index relative to particular base market capitalization value. It has a base date of April 01, 2005.

NIFTY Midcap 150 can be used for a variety of purposes such as benchmarking fund portfolios, launching of index funds, ETFs and structured products.

### Eligibility Criteria for Selection of Constituent Stocks:

- The company should be a constituent of NIFTY 500  
**and** Investible weight factor (IWF) of stock should be at least 0.10 (10% free float).  
**or** 6 month average free float market capitalization of the stock should be at least 25% of the 6 month average full market capitalization of the of the existing smallest index constituent (prior to index review) by full market capitalization in NIFTY Midcap 150 as of the cut-off date.
- Securities will be included if rank based on full market capitalisation is among top 225
- Securities will be included if full market capitalisation is 1.50 times of the last constituent in NIFTY Midcap 150
- Securities will be excluded if rank based on full market capitalisation falls below 275 or if constituents get excluded from NIFTY 500
- Eligibility criteria for newly listed security is checked based on the data for a one-month period instead of a six-month period

### Index Re-Balancing:

Index is re-balanced on semi-annual basis. The cut-off date is January 31 and July 31 of each year, i.e. For semi-annual review of indices, average data for six months ending the cut-off date is considered. Four weeks prior notice is given to market from the date of change.

**Source:** NSE Indices Ltd.

**Note:** The performance of the scheme shall be benchmarked to the Total Return (TRI) variant of the Index chosen as a benchmark.

## Scheme Portfolio of Nippon India ETF Nifty Midcap 150 as on 31st May, 2024

Sr. No	Stock Name	Weightage (%)	Sr. No	Stock Name	Weightage (%)
1	Max Healthcare Institute Limited	1.88%	27	Polycab India Limited	1.06%
2	Suzlon Energy Limited	1.71%	28	Voltas Limited	1.05%
3	The Indian Hotels Company Limited	1.64%	29	Union Bank of India	1.03%
4	Cummins India Limited	1.63%	30	Coforge Limited	1.03%
5	CG Power and Industrial Solutions Limited	1.40%	31	IDFC First Bank Limited	1.02%
6	Yes Bank Limited	1.36%	32	NMDC Limited	1.01%
7	Bharat Forge Limited	1.35%	33	Container Corporation of India Limited	1.00%
8	PB Fintech Limited	1.32%	34	Sundaram Finance Limited	0.98%
9	HDFC Asset Management Company Limited	1.32%	35	The Phoenix Mills Limited	0.97%
10	Bharat Heavy Electricals Limited	1.30%	36	PI Industries Limited	0.96%
11	Lupin Limited	1.29%	37	Jindal Stainless Limited	0.91%
12	Tube Investments of India Limited	1.29%	38	APL Apollo Tubes Limited	0.90%
13	Macrotech Developers Limited	1.25%	39	Sona BLW Precision Forgings Limited	0.90%
14	BSE Limited	1.23%	40	Astral Limited	0.88%
15	AU Small Finance Bank Limited	1.23%	41	MRF Limited	0.87%
16	The Federal Bank Limited	1.23%	42	UPL Limited	0.86%
17	Dixon Technologies (India) Limited	1.20%	43	Torrent Power Limited	0.85%
18	Persistent Systems Limited	1.19%	44	Fortis Healthcare Limited	0.84%
19	Hindustan Petroleum Corporation Limited	1.16%	45	Tata Elxsi Limited	0.82%
20	Supreme Industries Limited	1.16%	46	Balkrishna Industries Limited	0.82%
21	NHPC Limited	1.13%	47	Alkem Laboratories Limited	0.82%
22	Aurobindo Pharma Limited	1.13%	48	KPIT Technologies Limited	0.80%
23	Ashok Leyland Limited	1.09%	49	KEI Industries Limited	0.78%
24	JSW Energy Limited	1.09%	50	Steel Authority of India Limited	0.77%
25	Godrej Properties Limited	1.07%	51	Other Securities	44.30%
26	Vodafone Idea Limited	1.06%	52	Cash & Other Receivables	0.06%
<b>Total</b>					<b>100.00%</b>

**Note:** The stocks mentioned form a part of the portfolio and may or may not form a part of the portfolio in future. Please read Scheme Information Document carefully for more details and risk factors

## Scheme Performance of Nippon India ETF Nifty Midcap 150 as on 31st May, 2024

NAV as on May 31, 2024: ₹197.8622

Particulars	CAGR %			
	1 Year	3 Years	5 Years	Since Inception
Nippon India ETF Nifty Midcap 150	53.46	26.35	25.20	25.01
B:Nifty Midcap 150 TRI	53.82	26.69	25.60	25.37
AB: BSE Sensex TRI	19.57	13.92	14.63	15.69
<b>Value of ₹10000 Invested</b>				
Nippon India ETF Nifty Midcap 150	15,364	20,186	30,799	32,896
B:Nifty Midcap 150 TRI	15,400	20,348	31,291	33,406
AB: BSE Sensex TRI	11,963	14,788	19,808	21,764
<b>Inception Date : Jan 31, 2019</b>				
<b>Fund Manager : Himanshu Mange (Since Dec 2023)</b>				

**Performance as on 31st May, 2024**

B: Benchmark, AB: Additional Benchmark, TRI: Total Return Index, NA: Not Applicable

TRI - Total Returns Index reflects the returns on the index arising from (a) constituent stock price movements and (b) dividend receipts from constituent index stocks, thereby showing a true picture of returns.

For Exchange Traded Funds of Nippon India Mutual Fund, performance is provided at Scheme level using IDCW Reinvestment NAV's, since there are no separate plan/option under such Schemes.

Period for which scheme's performance has been provided is computed basis last day of the month-end preceding the date of advertisement.

**Past performance may or may not be sustained in future** and the same may not necessarily provide the basis for comparison with other investment. Performance of the schemes (wherever provided) are calculated basis CAGR for the past 1 year, 3 years, 5 years and since inception. IDCWs (if any) are assumed to be reinvested at the prevailing NAV. Performance of the scheme would be Net of Dividend distribution tax, if any. Face value of scheme is Rs.10/- per unit. In case, the start/end date of the concerned period is non-business day (NBD), the NAV of the previous date is considered for computation of returns.

Finance Act 2020 has abolished dividend distribution tax on IDCW declared and paid by Mutual Fund scheme. W.e.f. 01.04.2020 IDCW received from Mutual fund scheme is taxable in the hands of investor and mutual fund scheme is required to withhold tax on IDCW as per applicable rate.

### Performance of other open ended schemes managed by the same fund manager as on 31st May, 2024

Scheme Name/s	CAGR %					
	1 Year Return		3 Years Return		5 Years Return	
	Scheme	Benchmark	Scheme	Benchmark	Scheme	Benchmark
<b>TOP 3</b>						
CPSE ETF*	117.09	117.87	54.16	54.83	26.44	26.97
Nippon India ETF Nifty PSU Bank BeES*	83.19	84.35	45.92	46.80	18.07	18.77
Nippon India Nifty Auto ETF*	65.49	65.96	NA	NA	NA	NA
<b>Bottom 3</b>						
Nippon India ETF Nifty 50 Shariah BeES*	17.93	19.22	7.75	8.87	13.10	14.33
Nippon India ETF Nifty IT*	13.06	13.30	7.98	8.27	NA	NA
Nippon India ETF Nifty Bank BeES*	11.75	11.95	12.01	12.24	9.45	9.97

Nippon India Nifty Auto ETF has not completed 3 & 5 years, the performance details of 1 years are provided herein.

Nippon India ETF Nifty IT has not completed 5 years, the performance details of 1 & 3 years are provided herein.

Mr. Himanshu Mange has been managing CPSE ETF since Dec 2023

Mr. Himanshu Mange has been managing Nippon India ETF Nifty PSU Bank BeES since Dec 2023

Mr. Himanshu Mange has been managing Nippon India Nifty Auto ETF since Dec 2023

Mr. Himanshu Mange has been managing Nippon India ETF Nifty 50 Shariah BeES since Dec 2023

Mr. Himanshu Mange has been managing Nippon India ETF Nifty IT since Dec 2023

Mr. Himanshu Mange has been managing Nippon India ETF Nifty Bank BeES since Dec 2023

**Note:**

- Mr. Himanshu Mange manages 28 open-ended schemes of Nippon India Mutual Fund.
- In case the number of schemes managed by a fund manager is more than six, in the performance data of other schemes, the top 3 and bottom 3 schemes managed by fund manager has been provided herein are on the basis of 1 Year CAGR returns
- Period for which scheme's performance has been provided is computed basis last day of the month-end preceding the date of advertisement
- Different schemes shall have a different expense structure.

\*The Scheme does not offer any Plans/Options. The performance details are provided at Scheme level using IDCW Reinvestment NAV's.

**Past performance may or may not be sustained in future** and the same may not necessarily provide the basis for comparison with other Investment. IDCWs (if any) are assumed to be reinvested at the prevailing NAV. Performance of the scheme would be Net of Dividend distribution tax, if any. Face value of Nippon India ETF Nifty PSU Bank BeES and Nippon India ETF Nifty Bank BeES is Re.1/- per unit. Face Value of other schemes is Rs.10/- per unit. In case, the start/end date of the concerned period is non-business day (NBD), the NAV of the previous date is considered for computation of returns.

Finance Act 2020 has abolished dividend distribution tax on IDCW declared and paid by Mutual Fund scheme. W.e.f. 01.04.2020 IDCW received from Mutual fund scheme is taxable in the hands of investor and mutual fund scheme is required to withhold tax on IDCW as per applicable rate.

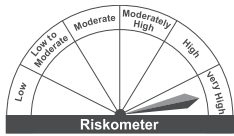


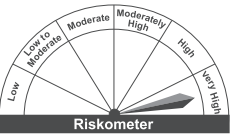
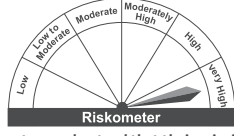
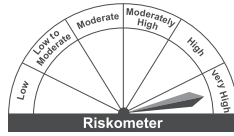
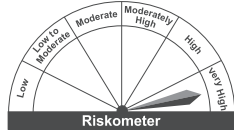
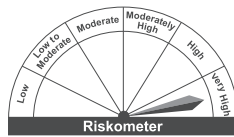


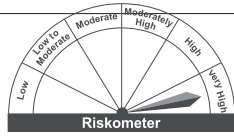
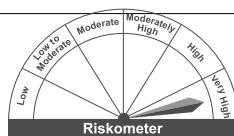
### Scheme Features of Nippon India ETF Nifty Midcap 150

<b>Nature of Scheme</b>	An Open Ended, Index Exchange Traded Fund
<b>Benchmark</b>	NIFTY Midcap 150 TRI
<b>Fund Manager</b>	Himanshu Mange (Since Dec 2023)
<b>Month end AUM</b>	Rs. 1395.33 Crs (as on 31st May, 2024)
<b>Total Expense Ratio</b>	0.21% (as on 31st May, 2024)
<b>Rule of 20 -25</b>	Rule of a minimum of 20 investors and no single investor accounting for more than 25% of the corpus of the Scheme <b>does not apply</b> to ETFs
<b>Asset Allocation</b>	Securities constituting NIFTY Midcap 150 Index : 95%-100% Money Market instruments including Tri - Party Repo on G-Secs or T-Bills (with maturity not exceeding 91 days): 0%-5%
<b>Transparency/NAV Disclosure</b>	Nippon India Mutual Fund shall declare the Net asset value of the scheme on every business day on AMFI's website www.amfiindia.com by 11:00 p.m. on the day of declaration of the NAV and also on mf.nipponindiaim.com
<b>Value of Unit</b>	The value of each unit of the Scheme would be approximately equal to 1/100th of the value of NIFTY Midcap 150 Index
<b>Load Structure</b>	<b>Entry &amp; Exit Load</b> : Not Applicable

<b>Minimum Application Amount</b>	The minimum number of Units that can be bought or sold on the exchange is 1 (one) unit and in multiples of 1 unit. Directly from AMC: Allowed to Authorized Participants/ Market Makers & Large Investors in form of creation unit size <sup>^</sup> of 35,000 units.
<b>Dematerialization</b>	Units of the scheme will be available in Dematerialized (electronic) form only
<b>NSE Symbol</b>	MIDI50BEES

<sup>^</sup> w.e.f May 1, 2023, the execution value for large investors must be greater than Rs.25 crores (except for Schemes managed by Employee Provident Fund Organisation (EPFO), India and Recognized Provident Funds, Approved Gratuity Funds and Approved Superannuation Funds under Income Tax Act, 1961)

## Product Label

Scheme Name	This Product is suitable for Investors who are Seeking*	Fund Riskometer	Benchmark Riskometer
<b>CPSE ETF</b> (An Open-ended Index Exchange Traded Fund)  <b>Benchmark :</b> Nifty CPSE TRI	<ul style="list-style-type: none"> <li>Long-term capital appreciation</li> <li>Investment in Securities covered by the Nifty CPSE Index.</li> </ul>	 <p style="text-align: center;"><b>Riskometer</b></p> <p style="text-align: center;">Investors understand that their principal will be at Very High risk</p>	 <p style="text-align: center;"><b>Riskometer</b></p> <p style="text-align: center;">Benchmark Riskometer is at Very High risk</p>
<b>Nippon India ETF Nifty PSU Bank BeES</b> (An open ended index scheme, listed on the Exchange in the form of an Exchange Traded Fund (ETF) tracking the Nifty PSU Bank Index)  <b>Benchmark :</b> Nifty PSU Bank TRI	<ul style="list-style-type: none"> <li>Long-term capital appreciation</li> <li>Investment in Securities covered by Nifty PSU Bank Index</li> </ul>	 <p style="text-align: center;"><b>Riskometer</b></p> <p style="text-align: center;">Investors understand that their principal will be at Very High risk</p>	 <p style="text-align: center;"><b>Riskometer</b></p> <p style="text-align: center;">Benchmark Riskometer is at Very High risk</p>
<b>Nippon India Nifty Auto ETF</b> (An open ended scheme replicating/tracking Nifty Auto Index)  <b>Benchmark :</b> Nifty Auto TRI	<ul style="list-style-type: none"> <li>Long term capital growth</li> <li>Investment in equity and equity related securities and portfolios replicating the composition of Nifty Auto Index, subject to tracking errors</li> </ul>	 <p style="text-align: center;"><b>Riskometer</b></p> <p style="text-align: center;">Investors understand that their principal will be at Very High risk</p>	 <p style="text-align: center;"><b>Riskometer</b></p> <p style="text-align: center;">Benchmark Riskometer is at Very High risk</p>
<b>Nippon India ETF Nifty 50 Shariah BeES</b> (An Open Ended Index Exchange Traded Scheme.)  <b>Benchmark :</b> Nifty50 Shariah TRI	<ul style="list-style-type: none"> <li>Long-term capital appreciation</li> <li>Investment in Securities covered by Nifty50 Shariah Index</li> </ul>	 <p style="text-align: center;"><b>Riskometer</b></p> <p style="text-align: center;">Investors understand that their principal will be at Very High risk</p>	 <p style="text-align: center;"><b>Riskometer</b></p> <p style="text-align: center;">Benchmark Riskometer is at Very High risk</p>
<b>Nippon India ETF Nifty IT</b> (An open ended scheme replicating/ tracking NIFTY IT Index)  <b>Benchmark :</b> NIFTY IT TRI	<ul style="list-style-type: none"> <li>Long term capital growth</li> <li>Investment in equity and equity related securities and portfolios replicating the composition of NIFTY IT Index, subject to tracking errors</li> </ul>	 <p style="text-align: center;"><b>Riskometer</b></p> <p style="text-align: center;">Investors understand that their principal will be at Very High risk</p>	 <p style="text-align: center;"><b>Riskometer</b></p> <p style="text-align: center;">Benchmark Riskometer is at Very High risk</p>
<b>Nippon India ETF Nifty Bank BeES</b> (An Open Ended Index Exchange Traded Scheme.)  <b>Benchmark :</b> Nifty Bank TRI	<ul style="list-style-type: none"> <li>Long-term capital appreciation</li> <li>Investment in Securities covered by Nifty Bank Index</li> </ul>	 <p style="text-align: center;"><b>Riskometer</b></p> <p style="text-align: center;">Investors understand that their principal will be at Very High risk</p>	 <p style="text-align: center;"><b>Riskometer</b></p> <p style="text-align: center;">Benchmark Riskometer is at Very High risk</p>

\*Investors should consult their financial advisors if in doubt about whether the product is suitable for them.

**Risk factors:** The scheme invests in equity instrument and hence carries risk inherent in equities. Trading volumes, settlement periods and transfer procedures may restrict the liquidity of the investments. Investment in Money Market instruments is subject to liquidity, credit, interest rate & reinvestment risk. For further Scheme specific risk factors, please refer the scheme information document.


#### **Disclaimers**

**NSE Disclaimer:** It is to be distinctly understood that the permission given by NSE should not in any way be deemed or construed that the Scheme Information Document has been cleared or approved by NSE nor does it certify the correctness or completeness of any of the contents of the Scheme Information Document. The investors are advised to refer to the Scheme Information Document for the full text of the Disclaimer Clause of NSE

The views expressed herein constitute only the opinions and do not constitute any guidelines or recommendation on any course of action to be followed by the reader. This information is meant for general reading purposes only and is not meant to serve as a professional guide for the readers. Certain factual and statistical (both historical and projected) industry and market data and other information was obtained by NAM India from independent, third-party sources that it deems to be reliable, some of which have been cited above. However, NAM India has not independently verified any of such data or other information, or the reasonableness of the assumptions upon which such data and other information was based, and there can be no assurance as to the accuracy of such data and other information. Further, many of the statements and assertions contained in these materials reflect the belief of NAM India, which belief may be based in whole or in part on such data and other information.

The Sponsor, the Investment Manager, the Trustee or any of their respective directors, employees, associates or representatives do not assume any responsibility for, or warrant the accuracy, completeness, adequacy and reliability of such information. Whilst no action has been solicited based upon the information provided herein, due care has been taken to ensure that the facts are accurate and opinions given are fair and reasonable. This information is not intended to be an offer or solicitation for the purchase or sale of any financial product or instrument. Recipients of this information should rely on information/data arising out of their own investigations. Readers are advised to seek independent professional advice, verify the contents and arrive at an informed investment decision before making any investments.

None of the Sponsor, the Investment Manager, the Trustee, their respective directors, employees, associates or representatives shall be liable for any direct, indirect, special, incidental, consequential, punitive or exemplary damages, including lost profits arising in any way from the information contained in this material. The Sponsor, the Investment Manager, the Trustee, any of their respective directors, employees including the fund managers, associates, representatives including persons involved in the preparation or issuance of this material may from time to time, have long or short positions in, and buy or sell the securities thereof, of company(ies) / specific economic sectors mentioned herein.



**Mutual Fund investments are subject to market risks, read all scheme related documents carefully.**