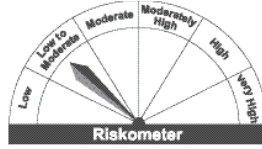
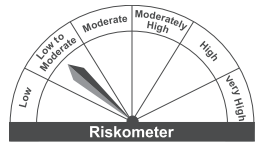


Nippon India ETF Nifty SDL Apr 2026 Top 20 Equal Weight

(An open-ended Target Maturity Exchange Traded SDL Fund predominately investing in constituents of Nifty SDL Apr 2026 Top 20 Equal Weight Index. Moderate interest rate risk and Relatively Low Credit Risk.)

Product label		
<p>This product is suitable for investors who are seeking*:</p> <ul style="list-style-type: none"> Income over long term Investments in State Development Loans (SDL) similar to the composition of Nifty SDL Apr 2026 Top 20 Equal Weight Index, subject to tracking errors <p>*Investors should consult their financial advisors if in doubt about whether the product is suitable for them.</p>	<p>Nippon India ETF Nifty SDL Apr 2026 Top 20 Equal Weight</p>  <p>Riskometer Investors understand that their principal will be at Low to Moderate risk</p>	<p>Nifty SDL Apr 2026 Top 20 Equal Weight Index</p>  <p>Riskometer Benchmark Riskometer is at Low to Moderate risk</p>

Potential Risk Class			
Credit Risk →	Relatively Low (Class A)	Moderate (Class B)	Relatively High (Class C)
Interest Rate Risk ↓			
Relatively Low (Class I)			
Moderate (Class II)	A-II		
Relatively High (Class III)			

Contents	
Why ETF?	Page 2
Strategies used through Index based ETFs	Page 2
Transaction Options available for investors	Page 2
Creation Unit Size	Page 2
Nippon India ETF Nifty SDL Apr 2026 Top 20 Equal Weight- Investment Objective & Investment Philosophy	Page 3
Why Invest in Nippon India ETF Nifty SDL Apr 2026 Top 20 Equal Weight	Page 3
About Nifty SDL Apr 2026 Top 20 Equal Weight Index	Page 3
Scheme Portfolio - Nifty SDL Apr 2026 Top 20 Equal Weight Index	Page 4
Key Details of Nifty SDL Apr 2026 Top 20 Equal Weight Index	Page 5
Scheme Performance Nippon India ETF Nifty SDL Apr 2026 Top 20 Equal Weight	Page 5
Performance of other open ended schemes managed by the same fund managers	Page 5
Scheme Features of Nippon India ETF Nifty SDL Apr 2026 Top 20 Equal Weight	Page 6
Product Label	Page 7
Disclaimers	Page 8

Nippon Life India Asset Management Limited (NAM India) is one of the largest asset managers with more than 28 years of experience in managing wealth of investors with a robust distribution network in India.

To cater to the increasing demand for passive management, we offer a variety of Exchange Traded Funds (ETFs) under "Nippon India ETFs". Currently, we offer eighteen equity ETFs – benchmarked against Nifty Bank TRI, Nifty 100 TRI, Nifty 50 TRI, Nifty Midcap 150 TRI, Nifty India Consumption TRI, Nifty Dividend Opportunities 50 TRI, Nifty 50 Value 20 TRI, Nifty Next 50 TRI, Nifty Infrastructure TRI, Nifty50 Shariah TRI, Nifty PSU bank TRI, Nifty CPSE TRI, Nifty IT TRI, Nifty Pharma TRI, Hang Seng TRI, BSE Sensex TRI, BSE Sensex Next 50 TRI & Nifty Auto TRI; five debt ETFs – benchmarked against Nifty 8-13 yr G- Sec Index, Nifty CPSE Bond Plus SDL Sep 2024 50:50 Index, Nifty SDL Apr 2026 Top 20 Equal Weight Index, Nifty 5 Yr Benchmark G-Sec Index & Liquid ETF in money market space and two commodity ETFs – based on domestic prices of Gold and Silver.

Why ETF?

- ▶ **Ease of transaction** - Can be easily bought / sold like any other stock on the exchange through terminals spread across the country
- ▶ **Ease of Liquidity** - Can be bought / sold anytime during market hours (subject to availability of buyer/seller) at prices prevailing in the market. Thus, investor transacts at real-time prices.
- ▶ **Low Cost** - Generally less expensive than investing in multiple individual securities.
- ▶ **Other Special Features**
 - Instant diversification through exposure to a large number of securities by purchasing as low as 1 unit
 - Buying / selling at close to live price and not end-of-day, also ability to put limit orders
 - Authorised Participants/ Market Makers/ Market Makers / Large investors can buy directly from the AMC at Live Prices in creation unit sizes[^]

Strategies used through Index based ETFs

- ▶ **Liquidity Management** - ETFs can be used for a given percentage of each asset class to provide a liquidity buffer across the asset allocation
- ▶ **Portfolio Completion** - ETFs allow investors to gain exposure to an asset class that is under-represented in the asset allocation
- ▶ **Portfolio Transitions** - Since ETFs are passive funds, they may help maintain market exposure while there are changes in securities holdings in a portfolio, hence avoids the risk of missing any market movement

Transaction Options available for investors

Subscription	Process	Features
Through Stock Exchange	Online Terminal / Stock Broker	<ul style="list-style-type: none"> • Can trade as less as 1 Unit • Unit credit on T+1 • Transaction on Exchange traded price • No paperwork • Transaction on order matching and availability of quotes
Through AMC (Authorized Participants/ Market Makers & Large Investors)	Transaction form with requisite documents	<ul style="list-style-type: none"> • Can transact in multiples of creation unit size[^] • Transaction in exchange of Portfolio deposit & Cash Component
Redemption	Process	Features
Through Stock Exchange	Online terminal / Stock Broker	<ul style="list-style-type: none"> • Can trade as less as 1 Unit • Amount credited T+1
Through AMC (Authorized Participants/ Market Makers & Large Investors)	Redemption Request	<ul style="list-style-type: none"> • Can trade in multiples of creation unit size[^] • Transaction in exchange of Portfolio deposit & Cash Component

Creation Unit Size

Creation Unit size is the minimum denomination of unit that can be directly purchased/redeemed from AMC

Tradable Unit	Composition	Creation Unit Size [^]	NAV Value (Rs.)*	Approx. Basket Value (Rs.)*
1 Unit Nippon India ETF Nifty SDL Apr 2026 Top 20 Equal Weight	~ 1/10 of Nifty SDL Apr 2026 Top 20 Equal Weight Index	500,000 units of Nippon India ETF Nifty SDL Apr 2026 Top 20 Equal Weight	122.0448	61,02,240

*Data as of 28th June, 2024 taken as reference value

Importance of Creation Unit Size

- In case of non-availability of sizeable quote, Investors can transact with the AMC in creation unit lots[^]
- Investors can transact both in form of cash or stock basket comprising the index
- Units are created at live NAV price plus expenses

Nippon India ETF Nifty SDL Apr 2026 Top 20 Equal Weight

Investment Objective: Nippon India ETF Nifty SDL Apr 2026 Top 20 Equal Weight

The investment objective of the scheme is to provide investment returns closely corresponding to the total returns of the securities as represented by the Nifty SDL Apr 2026 Top 20 Equal Weight Index before expenses, subject to tracking errors. However, there can be no assurance or guarantee that the investment objective of the Scheme will be achieved.

Investment Philosophy – Nippon India ETF Nifty SDL Apr 2026 Top 20 Equal Weight

- Scheme would predominantly invest into State Development Loans (SDLs) representing Nifty SDL Apr 2026 Top 20 Equal Weight Index.
- Securities which will form part of the scheme portfolio are expected to have in the aggregate, similar key characteristics of the underlying index in terms of maturity profile and type of securities
- Scheme will follow Buy and Hold investment strategy in which existing SDLs will be held till maturity
- Portfolio will be rolled down in line with the index, hence incremental investment will happen in SDLs representing the index
- In case of maturity of any or all SDLs which part of the Scheme portfolio, the maturity proceeds will be deployed in treasury bills and Tri-Party Repos, till the scheme "Maturity Date"
- Scheme will mature in line with the maturity of the index

Why Invest in Nippon India ETF Nifty SDL Apr 2026 Top 20 Equal Weight

- ▶ **Relatively Safe:** ETF would predominantly invest into State Development Loans (SDLs) which are Government Securities. Hence, it is relatively safe as compared to Equity and other aggressive Debt Funds.
- ▶ **No lock-in:** Buying and selling of units on stock exchange and also directly with mutual fund in creation unit size[^] at real time price.
- ▶ **Transparency:** Daily disclosure of Portfolio Deposit via creation unit due to ETF structure.
- ▶ **Low Cost:** Fund is a low cost product in terms of Total Expense Ratio.
- ▶ **Reduce Risk:** Reduction in non-systemic risk like security selection and portfolio manager selection, as the fund will apply buy & hold strategy and follow the index

About Nippon India ETF Nifty SDL Apr 2026 Top 20 Equal Weight

Nifty SDL Apr 2026 Top 20 Equal Weight Index seeks to measure the performance of portfolio of 20 SDLs maturing between May 01, 2025 to April 30, 2026. The index shall mature on April 30, 2026.

The index is computed using the total return methodology including price return and coupon return.

Methodology

The methodology is in compliance with the Norms for Debt Exchange Traded Funds (ETFs)/Index Funds announced by SEBI vide circular no. SEBI/HO/IMD/DOF2/P/CIR/2022/69 on May 23, 2022.

Eligibility norms

SDL should not be a special bond

State/UT Selection

Top 20 states/UTs are selected based on their outstanding issuance amount maturing between May 01, 2025 to April 30, 2026. Selection of states/UTs is done with a data cut-off date of January 31, 2021.

Security Selection

Most recently issued SDL of each of the selected 20 states/UTs maturing between May 01, 2025 to April 30, 2026, is included in the index as on January 31, 2021.

Weight Assignment

- Each state/UT that is part of the index is given equal weight at the beginning. Effectively, each SDL has a weight of 5% as on the base date of the index
- Subsequently, the weights may drift due to price movement
- Any coupon amount received is assumed to be reinvested in the portfolio on the same date, in the proportion of the existing weights

Index Rebalancing and Reconstitution

On a quarterly basis, index will be screened for compliance with the Norms for Debt Exchange Traded Funds (ETFs)/Index Funds announced by SEBI vide circular no. SEBI/HO/IMD/DOF2/P/CIR/2022/69 on May 23, 2022. In case of non-compliance, suitable corrective measures will be taken to ensure compliance with the norms.

- The index would use buy and hold strategy wherein the SDLs selected would be held till their maturities
- If there is no inclusion or exclusion on the review date, the weights will not get reset and existing weights will continue
- As the index includes securities that shall mature during the twelve month period ending on the final maturity date of the index, any proceeds from the security redemption prior to the final maturity date of the index shall be re-invested using the following waterfall approach:
 - The proceeds from security redemption will be reinvested in the longest maturity outstanding security issued by the same issuer (SDL in case of state/UT and Bond/money market instrument in case of corporate bond) and maturing on or just before the index maturity date with the same weightage. This will be subject to single issuer limit in compliance with the Norms for Debt Exchange Traded Funds (ETFs)/Index Funds

announced by SEBI vide circular no. SEBI/HO/IMD/DOF2/P/CIR/2022/69 on May 23, 2022.

- In case a replacement in the form of outstanding security of the same issuer cannot be found for reinvestment then the proceeds from such redemption shall be reinvested in the remaining portfolio on the same date in the proportion of the existing weights. This will be subject to single issuer limit in compliance with the Norms for Debt Exchange Traded Funds (ETFs)/Index Funds announced by SEBI vide circular no. SEBI/HO/IMD/DOF2/P/CIR/2022/69 on May 23, 2022.
- In case due to any reason, it is not possible to meet any norms as prescribed by SEBI vide circular no. SEBI/HO/IMD/DOF2/P/CIR/2022/69 dated May 23, 2022, then the proceeds from such redemption shall be reinvested in a T-Bill maturing on or just before the index maturity date.
- If the last outstanding security (including T-Bill) in the index matures before the final index maturity date, all redemption proceeds shall be re-invested in The Clearing Corporation of India Ltd.'s (CCIL) TREPS overnight rate tracked by Nifty 1D Rate Index for any subsequent days till the maturity of the index.

Index Termination

The index shall mature on April 30, 2026

Source: NSE

Constituents of Nippon India ETF Nifty SDL Apr 2026 Top 20 Equal Weight as on 30th June,2024

Sr. No.	Name of Securities	Weightage (%)	Sr. No.	Name of Securities	Weightage (%)
1	8.3% State Government Securities	3.48%	27	8.58% State Government Securities	1.22%
2	8.83% State Government Securities	3.44%	28	8.39% State Government Securities	1.20%
3	8.29% State Government Securities	3.05%	29	8.82% State Government Securities	1.19%
4	8.38% State Government Securities	3.02%	30	8.49% State Government Securities	1.13%
5	8.27% State Government Securities	2.97%	31	8.27% State Government Securities	1.10%
6	8.88% State Government Securities	2.85%	32	8.26% State Government Securities	1.06%
7	8.04% State Government Securities	2.79%	33	8.38% State Government Securities	1.05%
8	8.16% State Government Securities	2.50%	34	8.39% State Government Securities	1.03%
9	8.36% State Government Securities	2.49%	35	8.15% State Government Securities	1.02%
10	8.51% State Government Securities	2.42%	36	8.4% State Government Securities	0.96%
11	8.69% State Government Securities	2.40%	37	8.67% State Government Securities	0.96%
12	8.53% State Government Securities	2.20%	38	8.16% State Government Securities	0.91%
13	8.3% State Government Securities	2.16%	39	8.15% State Government Securities	0.91%
14	8.53% State Government Securities	1.93%	40	8.24% State Government Securities	0.91%
15	8.28% State Government Securities	1.84%	41	8.76% State Government Securities	0.85%
16	8.48% State Government Securities	1.82%	42	8.57% State Government Securities	0.81%
17	8.31% State Government Securities	1.76%	43	8.21% State Government Securities	0.80%
18	7.99% State Government Securities	1.75%	44	8.51% State Government Securities	0.79%
19	8% State Government Securities	1.54%	45	8.15% State Government Securities	0.78%
20	8.42% State Government Securities	1.52%	46	8.38% State Government Securities	0.78%
21	8.46% State Government Securities	1.49%	47	8.23% State Government Securities	0.77%
22	8.12% State Government Securities	1.37%	48	7.96% State Government Securities	0.77%
23	8.14% State Government Securities	1.35%	49	8.27% State Government Securities	0.73%
24	8.52% State Government Securities	1.30%	50	8.39% State Government Securities	0.72%
25	8.31% State Government Securities	1.28%	51	Other Securities	18.60%
26	8.6% State Government Securities	1.23%	52	Cash & Other Receivables	3.00%
Total					100.00%

Note: The securities mentioned form a part of the portfolio and may or may not form a part of the portfolio in future. Please read Scheme Information Document carefully for more details and risk factors.

Key Details as on 30th June,2024

Annualised Portfolio YTM*	7.35%
Residual Maturity**	1.54 Years
Modified Duration	1.38 Years
Macaulay Duration	1.43 Years

*In case of semi annual YTM, it has been annualised

**Since Residual Maturity is at portfolio level, it's a weighted average of residual maturity of all securities in the portfolio

Scheme Performance Nippon India ETF Nifty SDL Apr 2026 Top 20 Equal Weight as on 30th June,2024

NAV as on June 28, 2024: ₹122.0448

Particulars	CAGR %			
	1 Year	3 Years	5 Years	Since Inception
Nippon India ETF Nifty SDL Apr 2026 Top 20 Equal Weight	7.33	5.65	NA	6.04
B:Nifty SDL Apr 2026 Top 20 Equal Weight Index	7.64	5.80	NA	5.91
AB:Crisil 10 Yr Gilt Index	7.30	4.15	NA	4.53
Value of ₹10000 Invested				
Nippon India ETF Nifty SDL Apr 2026 Top 20 Equal Weight	10,730	11,790	NA	12,109
B:Nifty SDL Apr 2026 Top 20 Equal Weight Index	10,762	11,839	NA	12,060
AB:Crisil 10 Yr Gilt Index	10,728	11,296	NA	11,556
Inception Date : Mar 25, 2021				
Fund Manager: Vivek Sharma (Since Mar 2021); Siddharth Deb (Since Mar 2021)				

As the Scheme has not completed 3 and 5 years, the performance details of Since inception & 1 year are provided herein

Performance as on 30th June, 2024

B: Benchmark, AB: Additional Benchmark

For Exchange Traded Funds of Nippon India Mutual Fund, performance is provided at Scheme level using IDCW Reinvestment NAV's, since there are no separate plans/options under such Schemes.

Period for which scheme's performance has been provided is computed basis last day of the month-end preceding the date of advertisement.

Past performance may or may not be sustained in future and the same may not necessarily provide the basis for comparison with other investment. Performance of the schemes (wherever provided) are calculated basis CAGR for the past 1 year, 3 years, 5 years and since inception. IDCWs (if any) are assumed to be reinvested at the prevailing NAV. Performance of the scheme would be Net of Dividend distribution tax, if any. Face value of scheme is Rs.10/- per unit. In case, the start/end date of the concerned period is non-business day (NBD), the NAV of the previous date is considered for computation of returns.

Finance Act 2020 has abolished dividend distribution tax on IDCW declared and paid by Mutual Fund scheme. W.e.f. 01.04.2020 IDCW received from Mutual fund scheme is taxable in the hands of investor and mutual fund scheme is required to withhold tax on IDCW as per applicable rate.

Performance of other open ended schemes managed by the same fund managers as on 30th June,2024

Fund Manager: Mr. Vivek Sharma

Scheme Name/s	CAGR %					
	1 Year Return		3 Years Return		5 Years Return	
	Scheme	Benchmark	Scheme	Benchmark	Scheme	Benchmark
Top 3						
Nippon India Nifty G-Sec Jun 2036 Maturity Index Fund#	8.40	8.58	NA	NA	NA	NA
Nippon India Corporate Bond Fund#	7.22	7.05	6.03	5.37	6.81	6.63
Nippon India Nifty SDL Plus G-Sec - Jun 2028 Maturity 70:30 Index Fund#	7.20	7.70	NA	NA	NA	NA
Bottom 3						
Nippon India Low Duration Fund#	6.88	7.43	5.49	5.91	6.11	6.17
Nippon India Banking & PSU Debt Fund#	6.85	7.08	5.36	5.56	6.77	6.70
Nippon India Dynamic Bond Fund#	6.84	7.43	5.23	5.40	6.06	6.93

Nippon India Nifty G-Sec Jun 2036 Maturity Index Fund & Nippon India Nifty SDL Plus G-Sec - Jun 2028 Maturity 70:30 Index Fund have not completed 3 and 5 years, the performance details of 1 year are provided herein

Mr. Vivek Sharma has been managing Nippon India Nifty G-Sec Jun 2036 Maturity Index Fund since Dec 2022

Mr. Vivek Sharma has been managing Nippon India Corporate Bond Fund since Oct 2013

Mr. Vivek Sharma has been managing Nippon India Nifty SDL Plus G-Sec - Jun 2028 Maturity 70:30 Index Fund since Nov 2022

Mr. Vivek Sharma has been managing Nippon India Low Duration Fund since Feb 2020

Mr. Vivek Sharma has been managing Nippon India Banking & PSU Debt Fund since Jun-2020

Mr. Vivek Sharma has been managing Nippon India Dynamic Bond Fund since Jun-2020

- a. Vivek Sharma manages 16 open-ended schemes of Nippon India Mutual Fund.
b. In case the number of schemes managed by a fund manager is more than six, performance data of other schemes, the top 3 and bottom 3 schemes managed by fund manager has been provided herein on the basis of 1 Year CAGR returns.
c. Period for which scheme's performance has been provided is computed basis last day of the month-end preceding the date of advertisement.
d. Different plans shall have a different expense structure.
- * The Scheme does not offer any Plans/Options. The performance details are provided at Scheme level using IDCW Reinvestment NAV's
The performance details provided herein are of Growth Plan (Regular Plan).

Fund Manager: Mr. Siddharth Deb

Scheme Name/s	CAGR %					
	1 Year Return		3 Years Return		5 Years Return	
	Scheme	Benchmark	Scheme	Benchmark	Scheme	Benchmark
Top 3						
Nippon India Nifty G-Sec Jun 2036 Maturity Index Fund#	8.40	8.58	NA	NA	NA	NA
Nippon India ETF Nifty 8-13 yr G-Sec Long Term Gilt*	7.43	7.58	4.72	5.07	5.97	6.19
Nippon India ETF Nifty 5 yr Benchmark G-Sec*	7.28	7.40	5.30	5.49	NA	NA
Bottom 3						
Nippon India Overnight Fund#	6.72	6.84	5.38	5.52	4.71	4.84
Nippon India ETF Nifty 1D Rate Liquid BeES@*	5.93	6.85	4.48	5.52	3.76	4.84
Nippon India ETF Hang Seng BeES*	-1.32	-0.51	-9.42	-8.82	-3.29	-2.55

Nippon India Nifty G-Sec Jun 2036 Maturity Index Fund has not completed 3 and 5 years, the performance details of 1 year are provided herein

Mr. Siddharth Deb has been managing Nippon India Nifty G-Sec Jun 2036 Maturity Index Fund since Dec 2022

Mr. Siddharth Deb has been managing Nippon India ETF Nifty 8-13 yr G-Sec Long Term Gilt since Mar 2021

Mr. Siddharth Deb has been managing Nippon India ETF Nifty 5 yr Benchmark G-Sec since Apr 2021

Mr. Siddharth Deb has been managing Nippon India Overnight Fund since Mar 2022

Mr. Siddharth Deb has been managing Nippon India ETF Nifty 1D Rate Liquid BeES since Nov 2012

Mr. Siddharth Deb has been managing Nippon India ETF Hang Seng BeES since Nov 2016

- a. Siddharth Deb manages 15 open-ended schemes of Nippon India Mutual Fund.
b. In case the number of schemes managed by a fund manager is more than six, performance data of other schemes, the top 3 and bottom 3 schemes managed by fund manager has been provided herein.
c. Period for which scheme's performance has been provided is computed basis last day of the month-end preceding the date of advertisement.
d. Different plans shall have a different expense structure.
- * The Scheme does not offer any Plans/Options. The performance details are provided at Scheme level using IDCW Reinvestment NAV's
The performance details provided herein are of Growth Plan (Regular Plan).
@ The performance details provided herein are of Daily IDCW Re-investment Plan

Past performance may or may not be sustained in future and the same may not necessarily provide the basis for comparison with other Investment. IDCWs (if any) are assumed to be reinvested at the prevailing NAV. Performance of the scheme would be Net of Dividend distribution tax, if any. Face value of Nippon India ETF Nifty 1D Rate Liquid BeES are 1,000/- per unit. Face value of Nippon India ETF Hang Seng BeES is Re.1/- per unit. Face value of other schemes is Rs.10/- per unit. Face value of Nippon India Overnight Fund is 100 per unit. In case, the start/end date of the concerned period is non-business day (NBD), the NAV of the previous date is considered for computation of returns.

Finance Act 2020 has abolished dividend distribution tax on IDCW declared and paid by Mutual Fund scheme. W.e.f. 01.04.2020 IDCW received from Mutual fund scheme is taxable in the hands of investor and mutual fund scheme is required to withhold tax on IDCW as per applicable rate

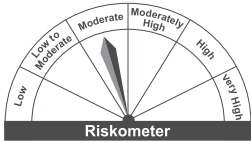

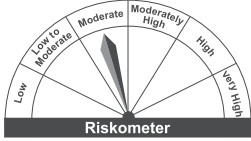
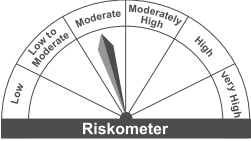
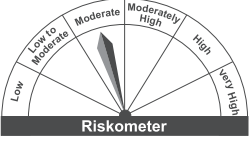
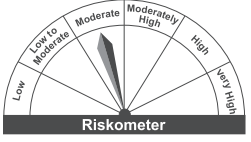
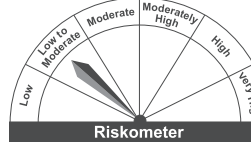
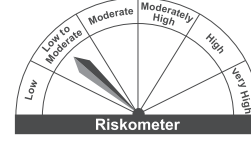
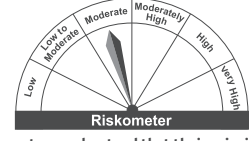
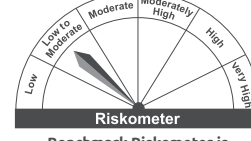
Scheme Features Nippon India ETF Nifty SDL Apr 2026 Top 20 Equal Weight

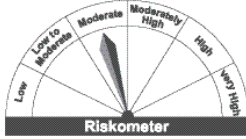
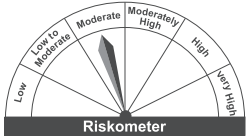
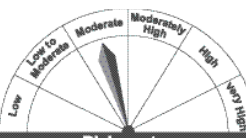
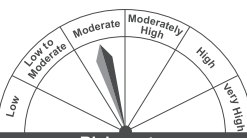
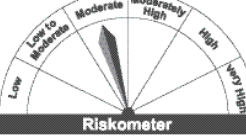




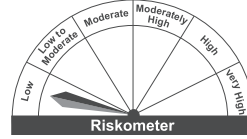

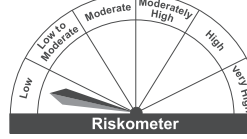


Nature of Scheme	An open-ended Target Maturity Exchange Traded SDL Fund predominately investing in constituents of Nifty SDL Apr 2026 Top 20 Equal Weight Index. Moderate interest rate risk and Relatively Low Credit Risk.			
Benchmark	Nifty SDL Apr 2026 Top 20 Equal Weight Index			
Fund Manager	Vivek Sharma (Mar 25, 2021), Siddharth Deb (Mar 25, 2021)			
Month end AUM	Rs.7,194.73 Crs (as on 30th June, 2024)			
Total Expense Ratio	0.20% (as on 30th June, 2024)			
Rule of 20 -25	Rule of a minimum of 20 investors and no single investor accounting for more than 25% of the corpus of the Scheme does not apply to ETFs			
Asset Allocation	Instruments	Indicative asset allocation(% of total assets)		Risk Profile
		Minimum	Maximum	
	State Development Loans (SDLs) representing Nifty SDL Apr 2026 Top 20 Equal Weight Index	95%	100%	Low to Medium
Money Market instruments (Treasury Bills, Government Securities and Tri-Party Repo on G-Secs or T-Bills Only)*	0%	5%	Low to Medium	
*Money Market Instruments will include only treasury bills and government securities having a residual maturity upto one year, Tri-Party Repos and any other like instruments as specified by the Reserve Bank of India from time to time.				

Transparency/NAV Disclosure	Nippon India Mutual Fund shall declare the Net asset value of the scheme on every business day on AMFI's website ww.amfindia.com by 11:00 p.m. on the day of declaration of the NAV and also on mf.nipponindiaim.com
Value of Unit	The value of each unit of the Scheme would be approximately equal to 1/10th of the value of Nifty SDL Apr 2026 Top 20 Equal Weight Index
Load Structure	Entry & Exit Load: Not Applicable
Minimum Application Amount	The minimum number of Units that can be bought or sold on the exchange is 1 (one) unit and in multiples of 1 unit. Directly from AMC: Allowed to Authorized Participants/ Market Makers & Large Investors in form of creation unit size^ of 500,000 units.
Dematerialization	Units of the scheme will be available in Dematerialized (electronic) form only
NSE Symbol	SDL26BEES

^ w.e.f May 1, 2023, the execution value for large investors must be greater than Rs.25 crores (except for Schemes managed by Employee Provident Fund Organisation (EPFO), India and Recognized Provident Funds, Approved Gratuity Funds and Approved Superannuation Funds under Income Tax Act, 1961)

Product Label

Scheme Name	This Product is suitable for Investors who are Seeking*	Fund Riskometer	Benchmark Riskometer
<p>Nippon India Nifty G-Sec Jun 2036 Maturity Index Fund (An open-ended Target Maturity Index Fund investing in constituents of Nifty GSec Jun 2036 Index. A Relatively High Interest rate risk and Relatively Low Credit Risk.)</p> <p>Benchmark : Nifty G-Sec Jun 2036 Index</p>	<ul style="list-style-type: none"> Income over long term Investments in Government Securities that seek to track the Nifty G-Sec Jun 2036 Index, subject to tracking errors 	 <p style="text-align: center;">Riskometer</p> <p style="text-align: center;">Investors understand that their principal will be at Moderate risk</p>	 <p style="text-align: center;">Riskometer</p> <p style="text-align: center;">Benchmark Riskometer is at Moderate risk</p>
<p>Nippon India Corporate Bond Fund (An open ended debt scheme predominantly investing in AA+ and above rated corporate bonds. Relatively High interest rate risk and moderate Credit Risk.)</p> <p>Benchmark : NIFTY Corporate Bond Index A-II</p>	<ul style="list-style-type: none"> Income over medium term Investment predominantly in AA+ and above rated corporate bonds 	 <p style="text-align: center;">Riskometer</p> <p style="text-align: center;">Investors understand that their principal will be at Moderate risk</p>	 <p style="text-align: center;">Riskometer</p> <p style="text-align: center;">Benchmark Riskometer is at Moderate risk</p>
<p>Nippon India Nifty SDL Plus G-Sec - Jun 2028 Maturity 70:30 Index (An open-ended Target Maturity Index Fund investing in constituents of Nifty SDL Plus G-Sec Jun 2028 70:30 Index. A Relatively High interest rate risk and Relatively Low Credit Risk.)</p> <p>Benchmark : NIFTY Corporate Bond Index A-II</p>	<ul style="list-style-type: none"> Income over long term Investments in State Development Loans (SDLs) & Government Securities that seek to track Nifty SDL Plus GSec Jun 2028 70:30 Index, subject to tracking errors 	 <p style="text-align: center;">Riskometer</p> <p style="text-align: center;">Investors understand that their principal will be at Moderate risk</p>	 <p style="text-align: center;">Riskometer</p> <p style="text-align: center;">Benchmark Riskometer is at Moderate risk</p>
<p>Nippon India Low Duration Fund (An open ended low duration debt scheme investing in debt and money market instruments such that the Macaulay duration of the portfolio is between 6 - 12 months. Relatively High interest rate risk and moderate Credit Risk.)</p> <p>Benchmark : CRISIL Low Duration Debt A-I Index</p>	<ul style="list-style-type: none"> Income over short term Investment in debt and money market instruments such that the Macaulay duration of the portfolio is between 6 - 12 months 	 <p style="text-align: center;">Riskometer</p> <p style="text-align: center;">Investors understand that their principal will be at Low to Moderate risk</p>	 <p style="text-align: center;">Riskometer</p> <p style="text-align: center;">Benchmark Riskometer is at Low to Moderate risk</p>
<p>Nippon India Banking & PSU Debt Fund (An open ended debt scheme predominantly investing in Debt instruments of banks, Public Sector Undertakings, Public Financial Institutions and Municipal Bonds. Relatively High interest rate risk and moderate Credit Risk.)</p> <p>Benchmark : CRISIL Banking and PSU Debt A-II Index</p>	<ul style="list-style-type: none"> Income over short to medium term Investments in debt and money market instruments of various maturities, consisting predominantly of securities issued by Banks, Public Sector undertakings, Public Financial Institutions & Municipal Bonds 	 <p style="text-align: center;">Riskometer</p> <p style="text-align: center;">Investors understand that their principal will be at Moderate risk</p>	 <p style="text-align: center;">Riskometer</p> <p style="text-align: center;">Benchmark Riskometer is at Low to Moderate risk</p>

<p>Nippon India Dynamic Bond Fund (An open ended dynamic debt scheme investing across duration. Relatively High interest rate risk and Relatively Low Credit Risk.)</p> <p>Benchmark : NIFTY Composite Debt Index A-III</p>	<ul style="list-style-type: none"> Income over long term Investment in debt and money market instruments across duration 	 <p>Riskometer Investors understand that their principal will be at Moderate risk</p>	 <p>Riskometer Benchmark Riskometer is at Moderate risk</p>
<p>Nippon India Nifty G-Sec Jun 2036 Maturity Index Fund (An open-ended Target Maturity Index Fund investing in constituents of Nifty GSec Jun 2036 Index. A Relatively High Interest rate risk and Relatively Low Credit Risk.)</p> <p>Benchmark : Nifty G-Sec Jun 2036 Index</p>	<ul style="list-style-type: none"> Income over long term Investments in Government Securities that seek to track the Nifty G-Sec Jun 2036 Index, subject to tracking errors 	 <p>Riskometer Investors understand that their principal will be at Moderate risk</p>	 <p>Riskometer Benchmark Riskometer is at Moderate risk</p>
<p>Nippon India ETF Nifty 8-13 yr G-Sec Long Term Gilt (An Open Ended Index Exchange Traded Fund. Relatively High interest rate risk and Relatively Low Credit Risk.)</p> <p>Benchmark : Nifty 8-13 yr G-Sec Index</p>	<ul style="list-style-type: none"> Income over long term Investments in Gilt Securities replicating the composition of Nifty 8-13 yr G-Sec Index, subject to tracking errors 	 <p>Riskometer Investors understand that their principal will be at Moderate risk</p>	 <p>Riskometer Benchmark Riskometer is at Moderate risk</p>
<p>Nippon India ETF Nifty 5 yr Benchmark G-Sec (An open ended scheme replicating/tracking Nifty 5 yr Benchmark GSec Index. Relatively High interest rate risk and Relatively Low Credit Risk.)</p> <p>Benchmark : Nifty 5 Yr Benchmark G-Sec Index</p>	<ul style="list-style-type: none"> Income over long term Investments in Gilt Securities replicating the composition of Nifty 5 Yr Benchmark G-Sec Index, subject to tracking errors 	 <p>Riskometer Investors understand that their principal will be at Moderate risk</p>	 <p>Riskometer Benchmark Riskometer is at Moderate risk</p>
<p>Nippon India Overnight Fund (An open-ended debt scheme investing in overnight securities. Relatively Low interest Rate Risk and Relatively Low Credit Risk.)</p> <p>Benchmark: CRISIL Liquid Overnight Index</p>	<ul style="list-style-type: none"> Income over short term Investment in Debt & Money Market Instruments with overnight maturity 	 <p>Riskometer Investors understand that their principal will be at Low risk</p>	 <p>Riskometer Benchmark Riskometer is at Low risk</p>
<p>Nippon India ETF Nifty 1D Rate Liquid BeES (An open ended liquid scheme, listed on the Exchange in the form of an ETF, investing in Tri-Party Repo on G-Sec or T-bills /Repo & Reverse Repo with daily Dividend and compulsory Re-investment of Income Distribution cum capital withdrawal option. Relatively Low Interest Rate Risk and Relatively Low Credit Risk.)</p> <p>Benchmark : Nifty 1D Rate Index</p>	<ul style="list-style-type: none"> Current Income with high degree of liquidity Investment in Tri-Party Repo on G-Sec or T-bills/Repo & Reverse Repo predominantly & Money Market Instruments. 	 <p>Riskometer Investors understand that their principal will be at Low risk</p>	 <p>Riskometer Benchmark Riskometer is at Low risk</p>
<p>Nippon India ETF Hang Seng BeES (An open ended index Scheme, investing in overseas Securities listed on the Exchange in the form of an Exchange Traded Fund (ETF) tracking the Hang Seng Index)</p> <p>Benchmark : Hang Seng TRI</p>	<ul style="list-style-type: none"> Long term capital appreciation Investment in Securities covered by Hang Seng Index 	 <p>Riskometer Investors understand that their principal will be at Very High risk</p>	 <p>Riskometer Benchmark Riskometer is at Very High risk</p>

*Investors should consult their financial advisors if in doubt about whether the product is suitable for them.

Risk factors: Trading volumes and settlement periods may restrict liquidity debt investments. Investment in Debt is subject to price, credit, and interest rate risk. The NAV of the Scheme may be affected, inter alia, by changes in the market conditions, interest rates, trading volumes, settlement periods and transfer procedures. The NAV may also be subjected to risk associated with tracking error, as may be permissible by the Scheme Information Document. Past performance may or may not be sustained in future.

Information Document. The investors are advised to refer to the Scheme Information Document for the full text of the Disclaimer Clause of NSE

Disclaimers

The views expressed herein constitute only the opinions and do not constitute any guidelines or recommendation on any course of action to be followed by the reader. This information is meant for general reading purposes only and is not meant to serve as a professional guide for the readers. Certain factual and statistical (historical) industry and market data and other information was obtained by NAM India from independent, third-party sources that it deems to be reliable, some of which have been cited above. However, NAM India has not independently verified any of such data or other information, or the reasonableness of the assumptions upon which such data and other information was based, and there can be no assurance as to the accuracy of such data and other information. Further, many of the statements and assertions contained in these materials reflect the belief of NAM India, which belief may be based in whole or in part on such data and other information.

The Sponsor, the Investment Manager, the Trustee or any of their respective directors, employees, associates or representatives do not assume any responsibility for, or warrant the accuracy, completeness, adequacy and reliability of such information. Whilst no action has been solicited based upon the information provided herein, due care has been taken to ensure that the facts are accurate and opinions given are fair and reasonable. This information is not intended to be an offer or solicitation for the purchase or sale of any financial product or instrument. Recipients of this information should rely on information/ data arising out of their own investigations. Readers are advised to seek independent professional advice, verify the contents and arrive at an informed investment decision before making any investments.

None of the Sponsor, the Investment Manager, the Trustee, their respective directors, employees, associates or representatives shall be liable for any direct, indirect, special, incidental, consequential, punitive or exemplary damages, including lost profits arising in any way from the information contained in this material. The Sponsor, the Investment Manager, the Trustee, any of their respective directors, employees including the fund managers, associates, representatives including persons involved in the preparation or issuance of this material may from time to time, have long or short positions in, and buy or sell the securities thereof, of company(ies) / specific economic sectors mentioned herein.



Mutual Fund investments are subject to market risks, read all scheme related documents carefully.