



## Move ahead with Confidence!

# Nippon India Equity Hybrid Fund

(Number of Segregated Portfolios - 2)

(An open ended hybrid scheme investing predominantly in equity and equity related instruments)

- Attempts to Combine Growth Potential of Equity & Lower Volatility of Debt
- Equity Taxation\*\*

Contact your Mutual Fund Distributor | Call 1860 266 0111#, 91-22-68334800# (For investors outside India) | Visit [mf.nipponindiaim.com](http://mf.nipponindiaim.com)

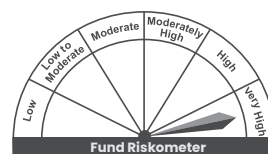
**Note:** \*\*The scheme shall qualify as equity oriented fund subject to 65% of the corpus being invested in equity shares of domestic companies.

**This product is suitable for investors who are seeking\***

- Long term capital growth.
- Investment in equity and equity related instruments and fixed income instruments.

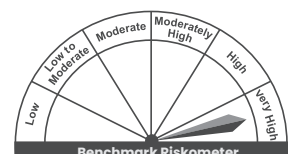
\*Investors should consult their financial advisors if in doubt about whether the product is suitable for them.

Nippon India Equity Hybrid Fund



Investors understand that their principal will be at Very High risk

CRISIL Hybrid 35+65 - Aggressive Index



Benchmark Riskometer is at Very High risk

#Charges applicable.

**Mutual Fund investments are subject to market risks, read all scheme related documents carefully.**

## SCHEME DETAILS

|  |   |
|--|---|
| <b>Inception Date</b>                              | 08th June 2005  |
| <b>Fund Size<br/>Month end AUM<br/>(July 2024)</b> | Rs. 3,824.13 crs  |
| <b>Scheme Type</b>                                 | An open ended hybrid scheme investing predominantly in equity and equity related instruments  |
| <b>Benchmark</b>                                   | CRISIL Hybrid 35+65 - Aggressive Index  |
| <b>Fund Manager</b>                                | <ul style="list-style-type: none"> <li>• Meenakshi Dawar</li> <li>• Sushil Budhia</li> </ul>  |
| <b>Entry Load</b>                                  | Not Applicable  |
| <b>Exit Load</b>                                   | <p>10% of the units allotted shall be redeemed without any exit load, on or before completion of 12 months from the date of allotment of units. Any redemption in excess of such limit in the first 12 months from the date of allotment shall be subject to the following exit load, Redemption of units would be done on First in First out Basis (FIFO):</p> <ul style="list-style-type: none"> <li>• 1% if redeemed or switched out on or before completion of 12 months from the date of allotment of units</li> <li>• Nil, if redeemed or switched out after completion of 12 months from the date of allotment of units</li> </ul> |

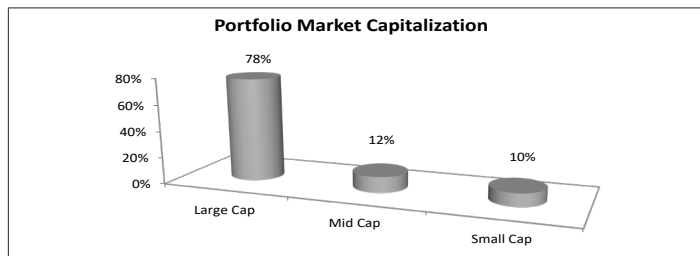
## WHY INVEST

- The fund aims to offer growth potential of Equity & stability of Debt investments.
- The fund is ideal for investors seeking combination of equity & fixed income returns with lower volatility & equity taxation.

## CURRENT INVESTMENT PHILOSOPHY

Nippon India Equity Hybrid Fund endeavors to generate relatively better risk adjusted returns by investing in a combination of Equities and Fixed Income instruments. The fund attempts to optimize the benefit of Equity Growth potential with relative stability of fixed income investments. On the equity space the fund aims to maintain a large cap oriented portfolio with a tactical exposure to emerging leaders to generate alpha. The fixed income strategy is focused on generating higher accrual through investments in high quality instruments with a moderate duration.

## PORTFOLIO DETAILS








## TOP 10 STOCKS

## WEIGHTAGE (%)

|                                       |      |
|---------------------------------------|------|
| HDFC Bank Limited                     | 5.00 |
| ICICI Bank Limited                    | 4.99 |
| Infosys Limited                       | 3.57 |
| Larsen & Toubro Limited               | 3.54 |
| NTPC Limited                          | 3.21 |
| Reliance Industries Limited           | 3.17 |
| Bharti Airtel Limited                 | 3.00 |
| Axis Bank Limited                     | 2.85 |
| Sun Pharmaceutical Industries Limited | 2.70 |
| State Bank of India                   | 2.30 |

**Note:** For complete portfolio, please refer website [mf.nipponindiaim.com](http://mf.nipponindiaim.com). Current Portfolio Allocation is based on the prevailing market conditions and is subject to changes depending on the fund manager's view of the equity markets. Sector(s) / Stock(s) / Issuer(s) mentioned above are for the purpose of disclosure of the portfolio of the Scheme(s) and should not be construed as recommendation.

## TOP 5 SECTORS

|   |                                  |        |
|---|----------------------------------|--------|
|    | Banks                            | 15.34% |
|   | IT - Software                    | 6.32%  |
|  | Automobiles                      | 5.27%  |
|  | Pharmaceuticals & Bio-technology | 4.51%  |
|  | Power                            | 4.25%  |

Stamp duty @ 0.005% of the transaction value would be levied on applicable mutual fund transactions, with effect from July 01, 2020. Accordingly, pursuant to levy of stamp duty, the number of units allotted on purchase/switch-in transactions (including IDCW reinvestment) to the unitholders would be reduced to that extent. Kindly refer notice cum addendum no. 30, dated June 30, 2020.

**General Disclaimer:** Data as on July 31, 2024. **Past Performance may or may not be sustained in future.** Sector(s)/ Stock(s)/ Issuer(s) mentioned above are for the purpose of disclosure of the portfolio of the scheme(s) and should not be construed as a recommendation. The Fund manager(s) may or may not choose to hold the stock mentioned, from time to time. Investors are requested to consult their financial, tax and other advisors before taking any investment decision(s)

Kindly refer SID/ KIM for details of segregated portfolio 1 & 2.

**Mutual Fund Investments are subject to market risks, read all scheme related documents carefully.**