

A foundation for a **balanced portfolio**



1

Debt

Relative stability drawn from fixed-income strategies

2

Arbitrage

Aims to have a prudent balance of returns and liquidity

3

Equity

Growth potential through an equity-oriented strategy

A formidable trio that aims for a balanced mix of **Debt, Arbitrage** and **Equity**.

Nippon India Equity Savings Fund

(Number of Segregated Portfolios - 2)

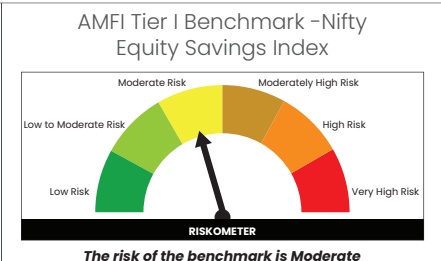
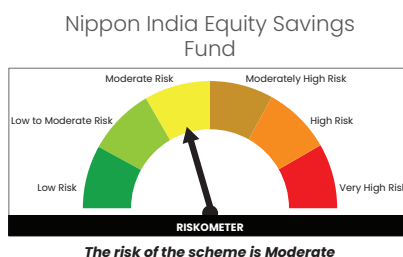
(An open ended equity scheme investing in equity, arbitrage and debt)

Contact your Mutual Fund Distributor | Customer Care: 1860 266 0111#, 91-22-68334800# (For investors outside India) | Visit mf.nipponindiaim.com

This product is suitable for investors who are seeking*

- Income and capital Appreciation over Long term.
- Investment predominantly in arbitrage opportunities between cash & derivative market and in unhedged equity.

*Investors should consult their financial advisors if in doubt about whether the product is suitable for them.



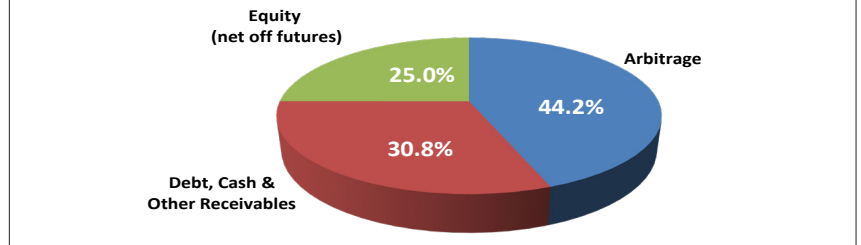
#Charges applicable.

Mutual Fund investments are subject to market risks, read all scheme related documents carefully.

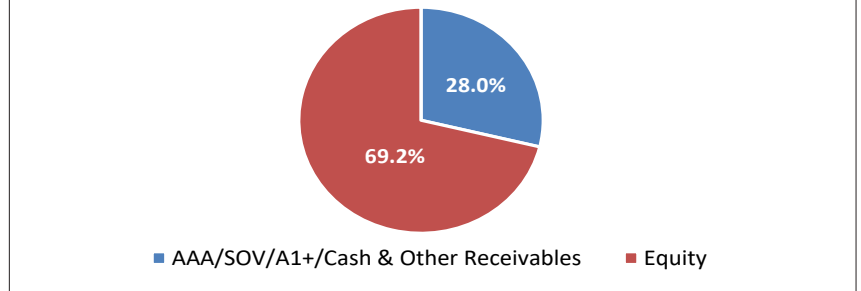
SCHEME DETAILS

Inception Date	30th May 2015
Fund Size Month end AUM (Nov 2024)	Rs. 712.61 Crs
Scheme Type	An open ended scheme investing in equity, arbitrage and debt
Benchmark	AMFI Tier I Benchmark - NIFTY Equity Savings Index
Fund Manager	<ul style="list-style-type: none"> Ashutosh Bhargava Sushil Budhia Anand D Gupta
Entry Load	Not Applicable
Exit Load	<p>10% of the units allotted shall be redeemed without any exit load, on or before completion of 15 days from the date of allotment of units.</p> <p>Any redemption in excess of such limit within 15 days from the date of allotment shall be subject to the following exit load, Redemption of units would be done on First in First out Basis (FIFO):</p> <ul style="list-style-type: none"> 1% if redeemed or switched out on or before completion of 15 days from the date of allotment of units. <p>Nil, thereafter. w.e.f Aug 05, 2024</p>

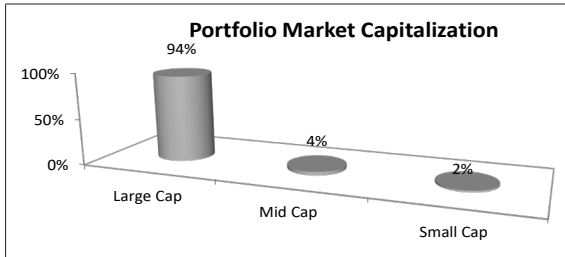
CURRENT PORTFOLIO ALLOCATION



CURRENT RATING PROFILE



PORTFOLIO DETAILS



CURRENT INVESTMENT PHILOSOPHY

- The scheme employs various strategies which seek to exploit available arbitrage opportunities in markets along with pure equity investments.
 - The stock selection strategy is a blend of top down and bottom up approach without any sector or market capitalization bias.
 - All companies selected are analyzed taking into account various business fundamentals like nature & stability of business, prospects of future growth & scalability, financial discipline & returns, valuations in relation to broad market & expected growth in earnings, the company's financial strength & track record
- Fine Blend of Large & Midcaps**
 - GARP (Growth at Reasonable Price) strategy
 - ~70 - 75% of equity in large caps
 - Track divergence in valuation between large & midcaps in the same sector & also across sectors
 - Alpha Creation from Sector & Stock Deviations
 - Arbitrage Strategy**
 - Completely hedged position
 - Seek to generate income through arbitrage opportunities arising out of pricing mismatch
 - Aims to have prudent balance of returns and liquidity
 - Accrual Strategy with Moderate Duration**
 - Seek to maintain a fine balance between liquidity and credit risk
 - Focus on accrual through investments in medium to long term corporate bonds with optimal liquidity
 - Moderate Portfolio Duration of 2.5 to 3.5 years depending on Interest Rate Scenario
 - Capture Active Spread actively

TOP 10 STOCKS

WEIGHTAGE (%)

ICICI Bank Limited	5.64
Reliance Industries Limited	4.70
Larsen & Toubro Limited	4.16
HDFC Bank Limited	4.14
Vedanta Limited	2.97
Coal India Limited	2.92
Mahindra & Mahindra Limited	2.90
Grasim Industries Limited	2.78
ITC Limited	2.64
NTPC Limited	2.47

Note: For complete portfolio, please refer website mf.nipponindiaim.com. Current Portfolio Allocation is based on the prevailing market conditions and is subject to changes depending on the fund manager's view of the equity markets. Sector(s) / Stock(s) / Issuer(s) mentioned above are for the purpose of disclosure of the portfolio of the Scheme(s) and should not be construed as recommendation.

WHY INVEST

The Fund aims to offer Moderate Volatility and Regular Income through Investment in Arbitrage Opportunities and Fixed Income Securities. The fund creates wealth through moderate exposure in Equities. The key benefits are:

- Diversification** - A well diversified portfolio enhances the potential of investing in different asset class
- Tactical Equity Allocation** - Potential capital appreciation through tactical allocation in Equity Markets
- Equity Taxation** - Nippon India Equity Savings Fund qualifies as an "Equity Oriented Fund" and hence it will attract equity taxation in the hands of investor**
- Regular Cash Flow** - The fund with the Systematic Withdrawal Plan (SWP) facility provides regular cash flow.






** subject to existing tax laws

SCHEME DETAILS

Active Equities	<ul style="list-style-type: none"> 20% to 40% Growth Potential
Arbitrage Opportunities	<ul style="list-style-type: none"> 25% to 70% Regular Income & Low Volatility
Fixed Income Securities	<ul style="list-style-type: none"> 10% to 35% Regular Income & Low Volatility

Gross investments in securities under the Scheme which includes equities, equity related instruments/securities, debt securities Money Market Instruments and derivatives will not exceed 100% of the net assets of the Scheme.

TOP 5 SECTORS

				
Banks	Automobiles	IT - Software	Petroleum Products	Construction
17.28%	6.16%	5.66%	5.46%	4.54%

Stamp duty @ 0.005% of the transaction value would be levied on applicable mutual fund transactions, with effect from July 01, 2020. Accordingly, pursuant to levy of stamp duty, the number of units allotted on purchase/switch-in transactions (including IDCW reinvestment) to the unitholders would be reduced to that extent. Kindly refer notice cum addendum no. 30, dated June 30, 2020.

Kindly refer SID/KIM for details of segregated portfolio 1 & 2.

General Disclaimer: Data as on November 30, 2024. **Past Performance may or may not be sustained in future.** Sector(s)/ Stock(s)/ Issuer(s) mentioned above are for the purpose of disclosure of the portfolio of the scheme(s) and should not be construed as a recommendation. The Fund manager(s) may or may not choose to hold the stock mentioned, from time to time. Investors are requested to consult their financial, tax and other advisors before taking any investment decision(s).

Mutual Fund Investments are subject to market risks, read all scheme related documents carefully.