


Flexibility to Score Everywhere



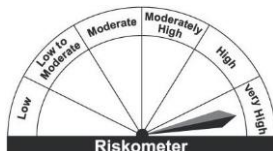
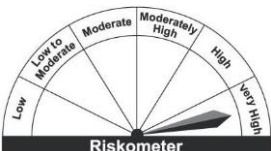
Nippon India Flexi Cap Fund

(An open ended dynamic equity scheme investing across large cap, mid cap, small cap stocks)

Presenting a fund that dynamically invests across time-appropriate market caps, with an aim to maximise your returns.

- » Stability through Large Caps & seeking growth opportunities through mid & small caps
- » Aims to leverage emerging trends before they become apparent

For more information, contact your mutual fund distributor or visit mf.nipponindiaim.com

Nippon India Flexi Cap Fund (An open ended dynamic equity scheme investing across large cap, mid cap, small cap stocks)		
<p>This product is suitable for investors who are seeking*:</p> <ul style="list-style-type: none"> • Long term capital growth • Investment in equity and equity related securities <p><small>*Investors should consult their financial advisors if in doubt about whether the product is suitable for them.</small></p>	Nippon India Flexi Cap Fund	Nifty 500 TRI
	 <p>Riskometer Investors understand that their principal will be at Very High risk</p>	 <p>Riskometer Benchmark Riskometer is at Very High risk</p>

We understand equity returns may be cyclical.. But even the sub-categories may display reasonable divergence

Returns across market caps tend to follow cycles and can be significantly different.

Market Capitalization	Last 10 Calendar Years									
	2023	2022	2021	2020	2019	2018	2017	2016	2015	2014
Large Cap	21.24	4.95	26.45	16.08	11.83	2.57	32.88	5.01	-1.26	34.88
Mid Cap	44.61	3.92	48.16	25.56	0.62	-12.62	55.73	6.53	9.70	62.67
Small Cap	49.09	-2.64	63.34	26.46	-7.26	-26.15	58.47	1.39	11.27	71.66

Source: MFI Explorer. Past performance may or may not be sustained in future.

Note: 1) For Large Cap, Nifty 100 TRI returns are considered; 2) For Mid Cap, Nifty Midcap 150 TRI returns are considered; 3) For Small Cap, Nifty Small Cap 250 TRI returns are considered

A Flexi Cap fund can adapt to varied market scenarios by dynamically investing across market caps. Thus, it is a potential One Stop Solution to capture the opportunities across large, mid and small caps

Flexi Cap Strategy to make the most of Market Opportunities

Presenting Nippon India Flexi Cap Fund

Investment Strategy

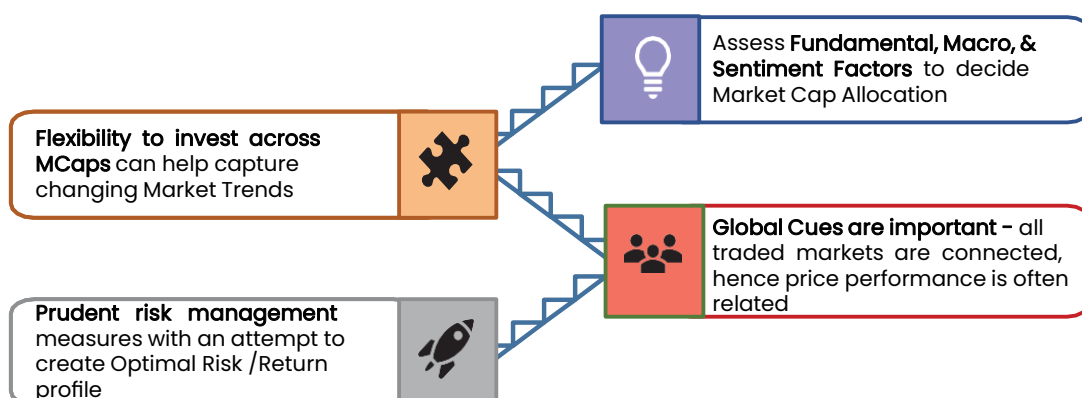
- **Market Cap allocation:** The fund would invest across large, mid and small caps based on market view and relative attractiveness.
- **Growth with Stability:** While the fund will attempt to create Alpha through bottom up stock selection and appropriate allocation to potentially high growth themes, it will maintain reasonable allocations to established leaders.
- Accordingly, for Large caps exposure the deviation will be capped at 50% from the benchmark weight.
- Well diversified portfolio across stock and sectors.
- **Investment approach:**

Lower deviation in Mega Caps

Active Divergence within rest of Large Cap basket

Mid and Small Caps: Focus on Core Growth + New Age Businesses

Our Strategy to navigate and benefit from Equity Shifts



Investment Framework

Parameter	Range
Market Cap	Large Cap deviation will be max 50% of Large Cap weight in the Benchmark (Nifty 500 TRI)
Active share	Active share is the percentage of fund holdings that is different from the benchmark holdings. A fund that has no holdings in common with the benchmark will have an Active Share of 100%, and a fund that has exactly the same holdings as the benchmark considered will have an Active Share of 0%. The fund would have an active share of 50 - 70%
Stock deviation	Top 5 stocks by weight in the Benchmark - for each stock max deviation of 40%
Stock Concentration	"Based on Internal assessment of Business Risk, stocks have been classified under four rating buckets: A,B,C,D with A being the best and D being the worst. While it may appear all the investments should be concentrated in the A or B bucket, the stocks may not be reasonably priced. At the same time, stocks rated C or D may offer opportunities at reasonable valuations. Cumulative exposure: Max 45% in C, Max 5% in D"
Sector deviation	Max deviation of Financials - 8%

Current Focus Themes

Winners of consolidation due to technology/regulation
(Financials , Health-care, Retailing etc.)

Out of home Consumption
(Consumer Durables, Hospitality, Multiplexes)

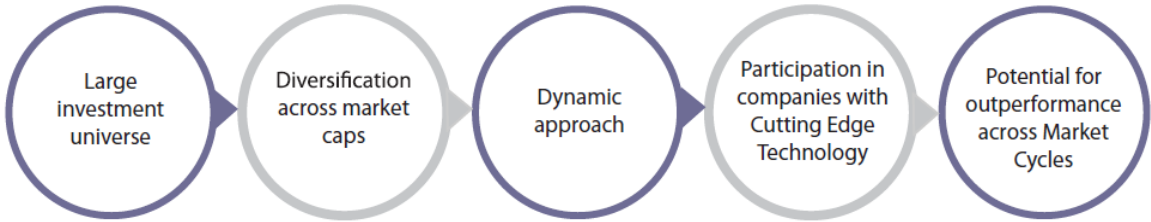
Outsourcing/ China Plus One
(Software, Chemicals & Manufacturing)

Note: The sectors mentioned are not a recommendation to buy/sell in the said sectors. The scheme may or may not have future position in the said sectors.

NIMF Research capabilities

- One of the largest equity research team on the buy side in India – 27 members across fund management, fundamental research, economic research and quantitative analysis
- Experienced Fund Management Team – Research Team along with Fund Management Team has a cumulative experience of ~400 man years in Indian Equity Markets
- Strong coverage – Investment universe of ~550 stocks
- Dedicated team for small cap research

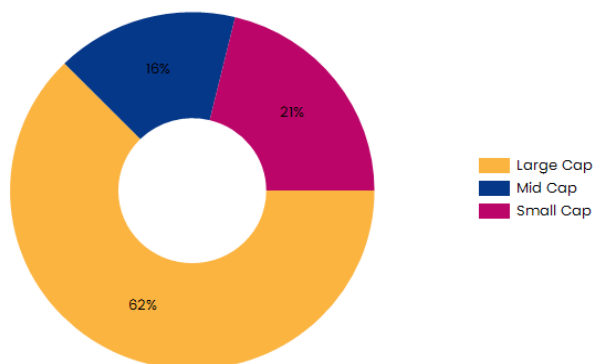
Why invest in Nippon India Flexi Cap Fund?



Thus, Nippon India Flexi Cap Fund aims to deliver better returns by investing in best opportunities across market caps. “The go anywhere” approach may help to generate alpha across market cycles.

Scheme Details	
Inception Date	13th Aug 2021
Month end AUM as on February 29, 2024	Rs. 6,158.03 Crs
Scheme Type	An open-ended equity scheme predominantly investing across large cap, mid cap and small cap stocks
Benchmark	Nifty 500 TRI
Fund Manager	Dhrumil Shah, Meenakshi Dawar, Nikhil Rungta(Co-Fund Manager)
Entry Load	Nil
Exit Load	10% of the units allotted shall be redeemed without any exit load, on or before completion of 12 months from the date of allotment of units. Any redemption in excess of such limit in the first 12 months from the date of allotment shall be subject to the following exit load.
	Redemption of units would be done on First in First out Basis (FIFO): <ul style="list-style-type: none">1% if redeemed or switched out on or before completion of 12 months from the date of allotment of units.Nil, thereafter

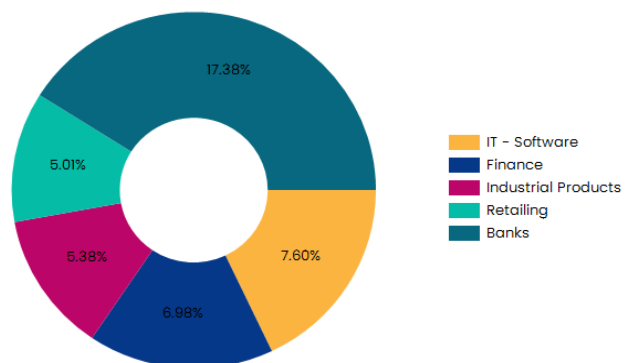
Portfolio Market Capitalisation



Top 10 Stock Holdings: As on February 29, 2024	
Stocks	Allocation (%)
HDFC Bank Limited	5.73
ICICI Bank Limited	4.70
Infosys Limited	4.27
Reliance Industries Limited	3.75
Larsen & Toubro Limited	3.42
Axis Bank Limited	3.38
Varun Beverages Limited	2.80
Electronics Mart India Limited	2.75
NTPC Limited	2.34
SBI Life Insurance Company Limited	2.11

Note: For complete portfolio, please refer website mf.nipponindiaim.com. Current Portfolio Allocation is based on the prevailing market conditions and is subject to changes depending on the fund manager's view of the equity markets. Sector(s) / Stock(s) / Issuer(s) mentioned above are for the purpose of disclosure of the portfolio of the Scheme(s) and should not be construed as recommendation.

Top 5 Sector Holdings: As on February 29, 2024



Disclaimer: The information herein is meant only for general reading purposes and the views being expressed only constitute opinions and therefore cannot be considered as guidelines, recommendations or as a professional guide for the readers. Certain factual and statistical information (historical as well as projected) pertaining to industry and markets have been obtained from independent third party sources, which are deemed to be reliable. It may be noted that since NAM India has not independently verified the accuracy or authenticity of such information or data, or for that matter the reasonableness of the assumptions upon which such data and information has been processed or arrived at NAM India does not in any manner assure the accuracy or authenticity of such data and information. Some of the statements assertions contained in these materials may reflect NAM India's views or opinions, which in turn may have been formed on the basis of such data or information.

Before making any investments, the readers are advised to seek independent professional advice, verify the contents in order to arrive at an informed investment decision. None of the Sponsors, the Investment Manager, the Trustee, their respective directors, employees, associates or representatives shall be liable in any way for any direct, indirect, special, incidental, consequential, punitive or exemplary damages, including on account of lost profits arising from the information contained in this material.

Mutual Fund investments are subject to market risks, read all scheme related documents carefully.