

Nippon India Floating Rate Fund

(An open ended debt scheme predominantly investing in floating rate instruments (including fixed rate instruments converted to floating rate exposures using swaps/ derivatives). Relatively High interest rate risk and moderate Credit Risk)

Investment Horizon: 1 – 2 years

Contact your Mutual Fund Distributor | Call 1860 266 0111#,
91-22-6925 9696# (For investors outside India) |
Visit mf.nipponindiaim.com

#Charges applicable.

Product label

Potential Risk Class

This product is suitable for investors who are seeking*

- Income over short term
- Investment predominantly in floating rate instruments (including fixed rate instruments converted to floating rate exposures using swaps/ derivatives)

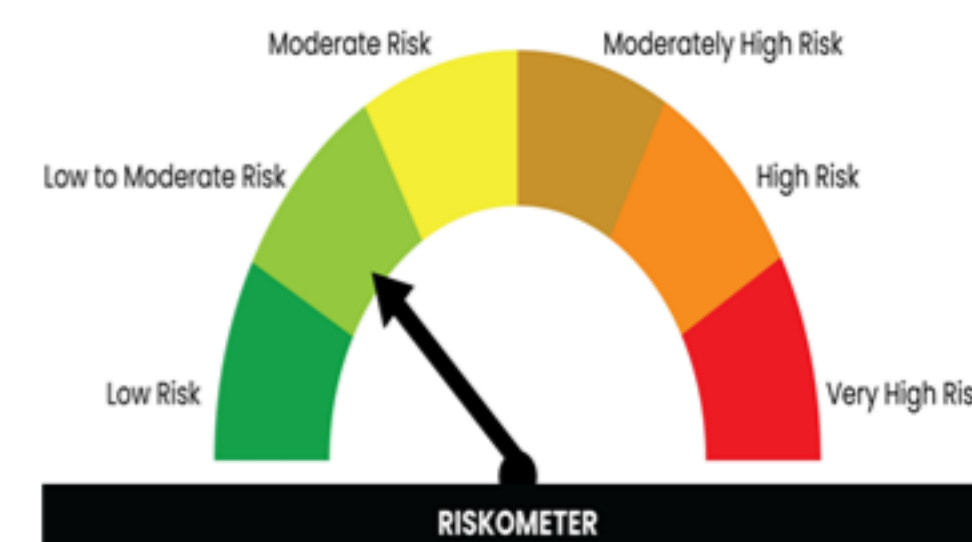
*Investors should consult their financial advisors if in doubt about whether the product is suitable for them.

Nippon India Floating Rate Fund



Investors understand that their principal will be at Moderate risk

NIFTY Short Duration Debt Index A-II



Benchmark Riskometer is at Low to Moderate risk

Credit Risk →	Relatively Low (Class A)	Moderate (Class B)	Relatively High (Class c)
Interest Rate Risk ↓			
Relatively Low (Class I)			
Moderate (Class II)			
Relatively High (Class III)	A-III		

Nippon India Floating Rate Fund

About Nippon India Floating Rate Fund

An open-ended Floating rate fund which endeavors to invests in floating instruments.

Current Investment Strategy

- ❖ The fund tends to operate between the intermediate duration of 1.5 to 3.5 Years
- ❖ The Fund endeavors to invest in Short / Long Term Swaps & Floating rate bonds issued by Corporate/ Government, depending on the market & pricing
- ❖ Investments in floating rate instruments will be through a mix of OIS (Overnight Index Swap) & floating rate instruments
- ❖ Investments are steered by credit quality, liquidity, interest rate scenario and fund manager's views
- ❖ Exposure to long end FRB's (Floating Rate Bonds) can have the potential to generate better returns (depending upon the market scenario)
- ❖ Rating Profile: Portfolio intends to invest in AAA rated/equivalent securities.
- ❖ With Active Management, the Fund shall endeavor to generate good returns.

Note: Above mentioned current investment strategy is based on the prevailing market conditions and is subject to change within the limits of the SID basis the fund manager's view.

Suitability

- ❖ It is ideal for investors who want to add duration to their portfolios but with limited risk appetite and an investment Horizon of 2-3 Years
- ❖ Ideal for investors seeking diversification of Fixed Rate investments

Inception Date • August 27, 2004

Fund Manager# • Vikash Agarwal

Minimum Application Amount • Rs. 5,000 & in multiples of Re.1 thereafter

Benchmark • NIFTY Short Duration Debt Index A-II

Fund Size • Rs. 7,580.55 Crs (December 31, 2024)

Plans & Options

- i) Growth Plan/Direct Plan - Growth Plan: Growth Option
 - ii)a) IDCW Plan/ Direct Plan - IDCW Plan - IDCW Option
 - b) IDCW Plan/ Direct Plan - IDCW Plan with the frequency of Daily (Reinvestment only), Weekly, Monthly, Quarterly)
- Both the above mentioned IDCW plan/ Direct Plan - IDCW Plan offers Payout of IDCW and Reinvestment of IDCW facility

Exit Load**

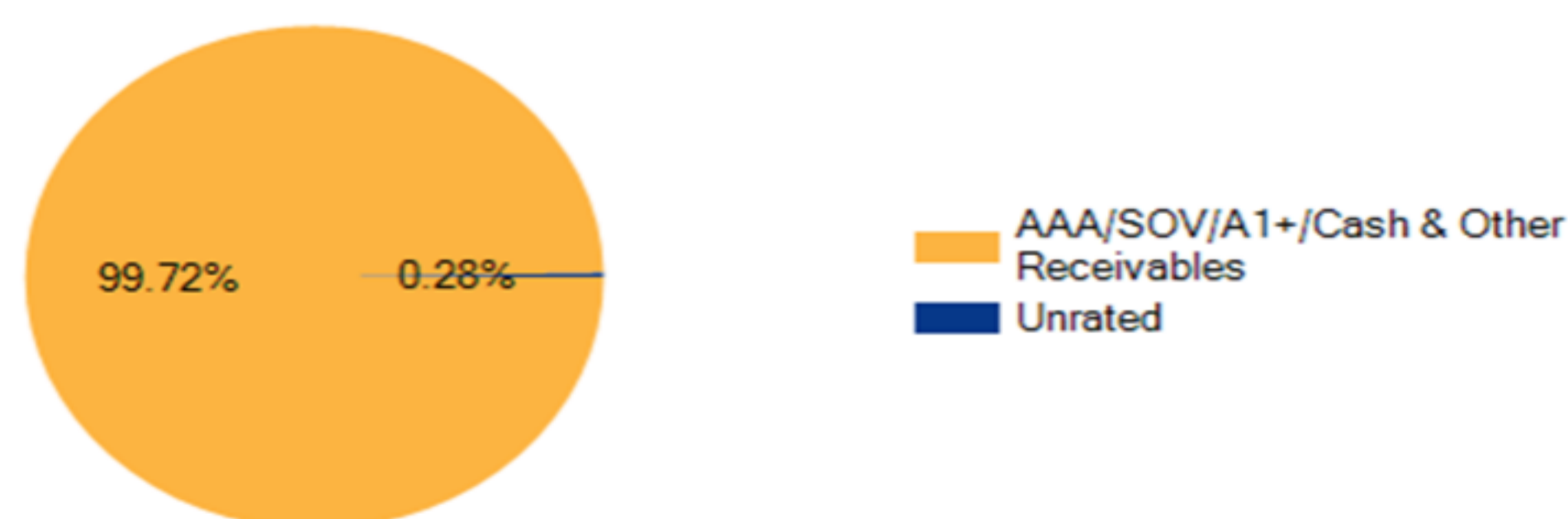
(If charged, the same shall be credited to the scheme immediately net of goods & service tax, if any)

• Nil

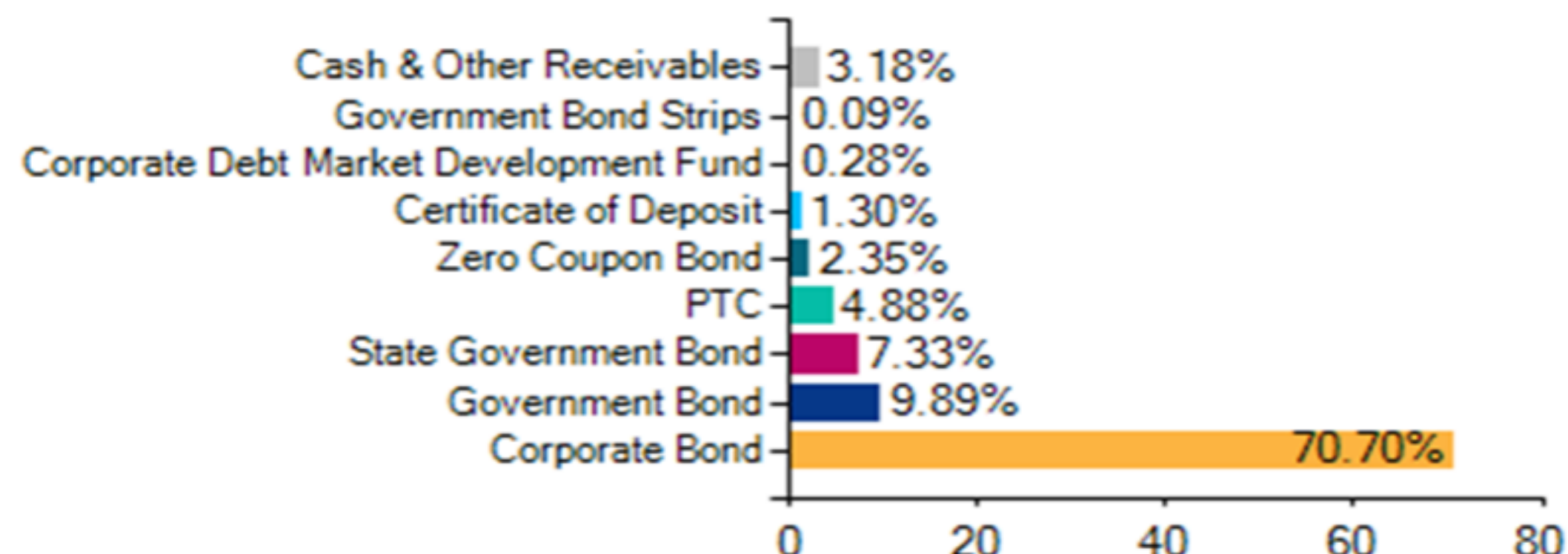
#Kinjal Desai: Dedicated Fund Manager for Overseas Investments

Note- IDCW: Income Distribution cum capital withdrawal Options/Plans.

Rating Profile as on December 31, 2024



Asset Allocation as on December 31, 2024




Scheme Attributes as on December 31, 2024

Weighted Average YTM*	7.81%
Weighted Average Maturity	3.59 Years
Modified Duration	2.67 Years

*In case of semi annual YTM, it has been annualised

Portfolio as on December 31, 2024

Instrument	Rating	Percentage
Certificate of Deposit		1.3%
HDFC Bank Limited	CARE A1+	1.3%
Corporate Bond		70.7%
National Bank For Agriculture and Rural Development	ICRA AAA/CRISIL AAA	7.28%
REC Limited	CRISIL AAA	7.26%
Small Industries Dev Bank of India	CRISIL AAA	7.01%
Indian Railway Finance Corporation Limited	CRISIL AAA	6.29%
LIC Housing Finance Limited	CRISIL AAA	6.03%
Summit Digital Infrastructure Limited (BROOKFIELD GROUP)	CRISIL AAA	4.91%
Power Finance Corporation Limited	CRISIL AAA	4.7%
Tata Capital Housing Finance Limited	CRISIL AAA	3.65%
Jamnagar Utilities & Power Private Limited (Mukesh Ambani Group)	CRISIL AAA	3.62%
State Bank of India BASEL III	CRISIL AAA	2.79%
Mahindra & Mahindra Financial Services Limited	CRISIL AAA	2%
Toyota Financial Services India Limited	ICRA AAA	1.99%
Bajaj Finance Limited	CRISIL AAA	1.66%
Tata Capital Limited	CRISIL AAA	1.34%
Nomura Capital India Pvt Limited	FITCH AAA	1.32%
SMFG India Credit Company Limited	ICRA AAA	1.32%
Pipeline Infrastructure Private Limited	CRISIL AAA	1.17%
Sikka Ports and Terminals Limited (Mukesh Ambani Group)	CRISIL AAA	1.07%
Bajaj Housing Finance Limited	CRISIL AAA	1%
National Housing Bank	CRISIL AAA	0.99%
Aditya Birla Housing Finance Limited	ICRA AAA	0.9%
Nomura Fixed Inc Securities Pvt Ltd	FITCH AAA	0.66%
India Grid Trust InvIT Fund (India Grid Trust Group)	CRISIL AAA	0.66%
Tata Communications Limited	CARE AAA	0.66%
Nuclear Power Corporation Of India Limited	ICRA AAA	0.33%
HDFC Bank Limited	CRISIL AAA	0.07%
Government Bond		9.89%
Government of India	SOV	9.89%
State Government Bond		7.33%
State Government Securities	SOV	7.33%
Zero Coupon Bond		2.35%
Sundaram Home Finance Limited	ICRA AAA	2.35%
Government Bond Strips		0.09%
Government of India	SOV	0.09%
PTC		4.88%
India Universal Trust	FITCH AAA(SO)/CRISIL AAA(SO)	4.88%
Corporate Debt Market Development Fund		0.28%
Corporate Debt Market Development Fund Class A2		0.28%
Cash & Other Receivables		3.18%
Grand Total		100%



Risk factors: Trading volumes and settlement periods may restrict liquidity in debt investments. Investment in Debt is subject to price, credit, and interest rate risk. The NAV of the Scheme may be affected, inter alia, by changes in the market conditions, interest rates, trading volumes, settlement periods and transfer procedures. The NAV may also be subjected to risk associated with investment in derivatives, foreign securities or script lending as may be permissible by the Scheme Information Document.

Disclaimers:

The information herein above is meant only for general reading purposes and the views being expressed only constitute opinions and therefore cannot be considered as guidelines, recommendations or as a professional guide

for the readers. Before making any investments, the readers are advised to seek independent professional advice, verify the contents in order to arrive at an informed investment decision.

None of the Sponsor, the Investment Manager, the Trustee, their respective directors, employees, associates or representatives shall be liable in any way for any direct, indirect, special, incidental, consequential, punitive or exemplary damages, including on account of lost profits arising from the information contained in this material.

Mutual Fund Investments are subject to market risks, read all scheme related documents carefully.