



(An open ended Fund of Fund Scheme)

The smart way to invest in Gold

■ 99.5% purity of gold under the underlying scheme.

■ Cost effective in terms of storage cost. However, investors will be bearing the recurring expenses of the scheme, in addition to the expenses of underlying Scheme. i.e - Nippon India ETF Gold BeES (An Open Ended Gold Exchange Traded Scheme).

Contact your Mutual Fund Distributor | Call 1860 266 0111#, 91-22-6925 9696 # (For investors outside India)
Visit mf.nipponindiaim.com

Product Label

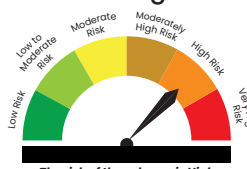
This product is suitable for investors who are seeking*:

- Long term capital growth
- Returns that are commensurate with the performance of Nippon India ETF Gold BeES through investment in securities of Nippon India ETF Gold BeES

*Investors should consult their financial advisors if in doubt about whether the product is suitable for them.

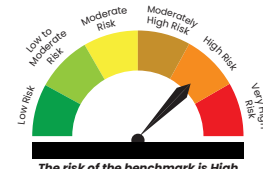
Scheme Riskometer

Nippon India Gold Savings Fund



Benchmark Riskometer

Domestic Price of Gold



#Charges applicable.

Gold – A foundation asset class for wealth creation

Gold a unique asset plays many roles within an investor's portfolio. Indian consumers consider gold jewellery as an investment and are well aware of gold's benefits as a store of value. Gold is also recognized as a tradable asset.

It is one of the foundation assets for Indian households and a means to accumulate wealth from a long term perspective. Gold investment has been in the culture of Indian tradition and has been on rise amongst the modern investors as well, due to the financial uncertainty and inflationary pressures.

Gold Demand Trends – Globally

Overview:

Gold demand firm; record prices prevail

OTC investment and central banks remained decisive

Gold demand excluding OTC in Q2 was down 6% y/y to 929t as a sharp decline in jewellery consumption outweighed mild gains in all other sectors. Adding in OTC investment to total gold demand yields a 4% y/y increase to 1,258t – the highest Q2 in our data series back to 2000.

The record gold price environment took its toll on Q2 jewellery consumption: volumes fell 19% y/y to a four-year low of 391t. Central bank net gold buying was 6% higher y/y at 183t, driven by the need for portfolio protection and diversification.

A minor 7t decline in global gold ETF holdings in Q2 compared positively with the 21t drop in Q2'23. Sizable early outflows were followed by nascent later inflows.

Retail bar and coin investment was 5% lower at 261t, primarily due to weak demand from Western markets.

Gold used in technology jumped 11% y/y, as the AI trend continued to drive demand in the sector.

The LBMA (PM) gold price averaged a record US\$2,338/oz in Q2 – 18% higher y/y and 13% higher q/q.

Gold reached a new record of US\$2,427/oz in May.

- **OTC investment of 329t was a significant component of Q2 total gold demand.** Together with continued central bank buying, it helped drive the price to a series of record highs during the quarter.
- **Total gold supply grew by 4% y/y to 1,258t.** Mine production of 929t was a record for a second quarter. Recycling supply was the highest for a second quarter since 2012, responding to the rising gold price.
- **Regional investment trends continued to diverge.** Demand for bars, coins and ETFs, was robust in the East, compared with a marked decline in the West. Western ETF investment flows have, however, started to return so far in Q3.
- **2024 full year outlook:** revived Western investment flows to balance out weaker consumer demand and potentially slower central bank buying vs 2023.

Key Highlights:

The LBMA (PM) gold price averaged a record US\$2,338/oz in Q2 – 18% higher y/y and 13% higher q/q.

Gold reached a new record of US\$2,427/oz in May.

- **OTC investment of 329t was a significant component of Q2 total gold demand.** Together with continued central bank buying, it helped drive the price to a series of record highs during the quarter.
- **Total gold supply grew by 4% y/y to 1,258t.** Mine production of 929t was a record for a second quarter. Recycling supply was the highest for a second quarter since 2012, responding to the rising gold price.
- **Regional investment trends continued to diverge.** Demand for bars, coins and ETFs, was robust in the East, compared with a marked decline in the West. Western ETF investment flows have, however, started to return so far in Q3.
- **2024 full year outlook:** revived Western investment flows to balance out weaker consumer demand and potentially slower central bank buying vs 2023.

Source : World Gold Council

Positioning of the Fund

Nippon India Gold Savings Fund, is the first domestic gold fund of fund in India which opens a new avenue for investing in gold as an asset class. The fund seeks to provide returns of gold through investments in Nippon India ETF Gold BeES, which in turn invest in physical gold. It enables you to reap the returns of gold in a paper form without the need of a demat account.

It is a passively managed fund which would enable an investor to save for gold in a convenient manner either through lump sum investment or through systematic investment – the mutual fund way from a long term perspective. It aims to give investors the opportunity to participate in the bullion market in a relatively cost effective and convenient way as you can directly purchase and sell the units at the AMC.

Investment Philosophy

A modern way of investing in "Gold" as an asset class the mutual fund way. An investment opportunity which enables an investor to allocate gold a foundation asset to his portfolio in a systematic way. This fund would enable you to add the yellow metal which is usually considered to diversify your portfolio in a convenient way.

- ▶ Passively managed Fund of Fund investing in Open-ended Nippon India ETF Gold BeES
- ▶ Invests exclusively in Nippon India ETF Gold BeES which in turn invests in physical gold which shall be of fineness (or purity) of 995 parts per 1000 (99.5 %)
- ▶ Portfolio focused on providing returns that closely correspond to the returns provided by Nippon India ETF Gold BeES

Benefits of Investing in Nippon India Gold Savings Fund

- ▶ **Open door for non - demat a/c holders:** Investors can invest in this fund through the physical mode across the country thereby making it easily available and convenient for non demat a/c holders.
- ▶ **Systematic Investment Plan (SIP):** a long term disciplined investment technique under which you invest a fixed sum of money on a monthly or quarterly basis in a scheme at the prevailing NAV. This allows you to save and invest regularly while you are earning.

This investment technique enables you the following benefits:

- ▶ **Small, regular investments:** A simple way to enter the market by investing small amounts. Small but regular investments go a long way in creating wealth over time
- ▶ **Rupee cost averaging:** Fewer units during rising markets and more units during falling markets, thereby reduces the average cost per unit
- ▶ **No need for 'timing the markets':** No need to select the right time and quantity to buy and sell as timing the market is time consuming and risky. It eliminates the need to actively track the markets.
- ▶ **Availability of add-on facilities:** Ease of availing add on facilities like Systematic Transfer Plan/ Systematic Withdrawal Plan / Systematic Investment Plan/ auto switch /trigger facility etc.
- ▶ **Liquidity:** An investor of Nippon India Gold Savings Fund can subscribe and redeem units on all business days directly from the AMC, while purchase and sale of gold ETF units is a factor of liquidity on the exchange.
- ▶ **Ease of investing:** Investing in gold through Nippon India Gold Savings Fund, the investor can directly subscribe/ redeem units through the physical mode at the various designated investor service centre across the country thereby making it easily accessible and convenient.
- ▶ **Cost Effective:** Investing in gold through the Nippon India Gold Savings Fund in physical application mode enables you invest in a low cost manner as the investor does not have to incur charges like storage cost of physical gold, annual maintenance charges for demat account, delivery brokerages charges, transaction charges incurred for investing through the dematerialized mode.

The investors will be bearing the recurring expenses of the scheme, in addition to the expenses of underlying Scheme.

Portfolio & Scheme Features as on 31st January, 2025

Portfolio as on 31st January, 2025	
Nippon India ETF Gold Bees	100.03%
Cash and Other Receivables	-0.03%
Grand Total	100.00%

Asset Allocation

Under normal circumstances, the anticipated asset allocation would be:

Instruments	Indicative asset allocation (% of total assets)		Risk Profile
	Minimum	Maximum	
Units of Nippon India ETF Gold BeES	95	100	Medium to High
Reverse repo and /or Tri - Party Repo on G-Secs or T-Bills and/ or short-term fixed deposits and/or Schemes which invest predominantly in the money market securities or Liquid Schemes*	0	5	Low to Medium

*The Fund Manager may invest in Liquid Schemes of Nippon India Mutual Fund. However, the Fund Manager may invest in any other scheme of a mutual fund registered with SEBI, which invest predominantly in the money market securities.

The deviation from the underlying ETF may occur mainly on account of the receipt of cash flows which on an average takes 5 days given the existing operational procedure.

Scheme Performance of Nippon India Gold Savings Fund as on 31st January, 2025

Fund / Benchmark (Value of ₹10,000 invested)	1 Year		3 Years		5 Years		Since Inception	
	Amount in ₹	Returns (%)	Amount in ₹	Returns (%)	Amount in ₹	Returns (%)	Amount in ₹	Returns (%)
NAV as on January 31, 2025: ₹31.9479								
Nippon India Gold Savings Fund - Regular	Inception Date : Mar 7, 2011							
Nippon India Gold Savings Fund	12,901	28.92	16,562	18.30	18,922	13.59	31,948	8.71
B:Domestic Price of Gold	13,069	30.59	17,104	19.57	20,006	14.86	38,342	10.14
AB:	N.A.	N.A.	N.A.	N.A.	N.A.	N.A.	N.A.	N.A.
NAV as on January 31, 2025: ₹33.3679								
Nippon India Gold Savings Fund - Direct	Inception Date : Jan 1, 2013							
Nippon India Gold Savings Fund	12,929	29.20	16,674	18.56	19,170	13.88	23,224	7.22
B:Domestic Price of Gold	13,069	30.59	17,104	19.57	20,006	14.86	26,532	8.41
AB:	N.A.	N.A.	N.A.	N.A.	N.A.	N.A.	N.A.	N.A.

Fund Manager : Himanshu Mange (Since Dec 2023)

B: Benchmark, AB: Additional Benchmark, N.A.: Not Applicable

Period for which scheme's performance has been provided is computed basis last day of the month-end preceding the date of advertisement.

Past performance may or may not be sustained in future and the same may not necessarily provide the basis for comparison with other investment. Performance of the schemes (wherever provided) are calculated basis CAGR for the past 1 year, 3 years, 5 years and since inception. Face value of scheme is Rs.10/- per unit. In case, the start/end date of the concerned period is non-business day (NBD), the NAV of the previous date is considered for computation of returns.

Performance of other open ended schemes managed by the same fund manager as on 31st January, 2025

Scheme Name/s	CAGR %								
	1 Year Return			3 Years Return			5 Years Return		
	Regular Plan	Direct Plan	Benchmark	Regular Plan	Direct Plan	Benchmark	Regular Plan	Direct Plan	Benchmark
TOP 3									
Nippon India Silver ETF Fund of Fund*	27.54	27.93	30.27	N.A.	N.A.	N.A.	N.A.	N.A.	N.A.
Nippon India Nifty Pharma ETF*	19.92	--	20.29	18.23	--	18.51	N.A.	N.A.	N.A.
Nippon India Nifty Auto ETF*	19.48	--	19.78	25.81	--	26.09	N.A.	N.A.	N.A.
Bottom 3									
Nippon India ETF Nifty 50 Shariah BeES*	5.29	--	6.61	6.35	--	7.48	15.29	--	16.57
Nippon India Nifty Smallcap 250 Index Fund#	4.50	5.12	5.87	16.52	17.29	18.22	N.A.	N.A.	N.A.
Nippon India ETF Nifty PSU Bank BeES*	0.99	--	1.45	29.28	--	30.02	21.95	--	22.67

Nippon India Silver ETF Fund of Fund has not completed 3 & 5 years, the performance details of 1 years are provided herein.
Nippon India Nifty Pharma ETF, Nippon India Nifty Auto ETF & Nippon India Nifty Smallcap 250 Index Fund have not completed 5 years, the performance details of 1 & 3 years are provided herein.

Mr. Himanshu Mange has been managing Nippon India Silver ETF Fund of Fund since Dec 2023
Mr. Himanshu Mange has been managing Nippon India Nifty Pharma ETF since Dec 2023
Mr. Himanshu Mange has been managing Nippon India Nifty Auto ETF since Dec 2023
Mr. Himanshu Mange has been managing Nippon India ETF Nifty 50 Shariah BeES since Dec 2023
Mr. Himanshu Mange has been managing Nippon India Nifty Smallcap 250 Index Fund since Dec 2023
Mr. Himanshu Mange has been managing Nippon India ETF Nifty PSU Bank BeES since Dec 2023

Note:

- Mr. Himanshu Mange manages 32 open-ended schemes of Nippon India Mutual Fund.
- In case the number of schemes managed by a fund manager is more than six, in the performance data of other schemes, the top 3 and bottom 3 schemes managed by fund manager has been provided herein are on the basis of 1 Year CAGR returns
- Period for which scheme's performance has been provided is computed basis last day of the month-end preceding the date of advertisement
- Different schemes shall have a different expense structure.

#The performance details provided herein are of Growth plan.

*The Scheme does not offer any Plans/Options. The performance details are provided at Scheme level using IDCW Reinvestment NAV's.

Past performance may or may not be sustained in future and the same may not necessarily provide the basis for comparison with other Investment. IDCW's (if any) are assumed to be reinvested at the prevailing NAV. Performance of the scheme would be Net of Dividend distribution tax, if any. Face value of Nippon India ETF Nifty PSU Bank BeES is Re.1/- per unit. Face Value of other schemes is Rs.10/- per unit. In case, the start/end date of the concerned period is non-business day (NBD), the NAV of the previous date is considered for computation of returns.

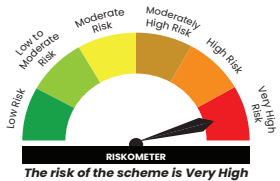
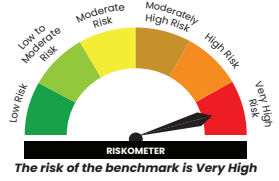
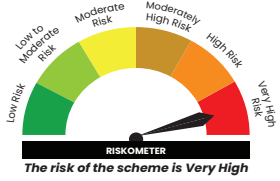
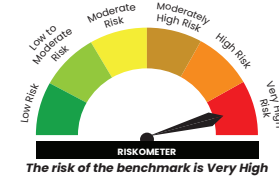
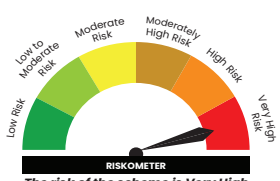




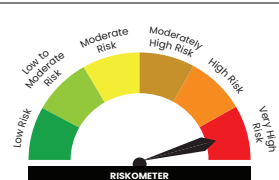
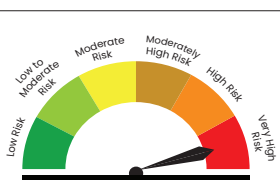

Finance Act 2020 has abolished dividend distribution tax on IDCW declared and paid by Mutual Fund scheme. W.e.f. 01.04.2020 IDCW received from Mutual fund scheme is taxable in the hands of investor and mutual fund scheme is required to withhold tax on IDCW as per applicable rate.

Scheme Features

Investment Objective	The investment objective of the Scheme is to seek to provide returns that closely correspond to returns provided by Nippon India ETF Gold BeES
Minimum amount for purchase / redemption / switches	Minimum Application Amount: Rs.100 and in multiples of Re.1 thereafter
	Additional Purchase Amount Rs.100 (plus in the multiple of Re.1)
	Minimum Switch Amount Will be as per the minimum application amount in the respective scheme which may have been opted by the investor for switching the units/amount where the switch facility is available.
	Minimum Redemption Amount Redemptions can be of minimum amount of Rs.100 or any number of units
Minimum Investment Amount for Systematic Investment Plan (SIP)	Minimum investment amount for investing SIP route is as follows: (1) Rs.100/- per month and in multiples of Re.1/- thereafter for minimum 60 months (2) Rs.500/- per month and in multiples of Re.1/- thereafter for minimum 12 months (3) Rs.1,000/- per month and in multiples of Re.1/- thereafter for minimum 6 months (4) Rs.500/- per quarter and in multiples of Re. 1/- thereafter for minimum 12 quarters (5) Rs.1,500/- per quarter and in multiples of Re.1/- thereafter for minimum 4 quarters (6) Rs.5,000/- per year and in multiples of Rs.500/- thereafter for minimum 2 years

Load Structure	Exit Load: 1% - If redeemed or switched out on or before completion of 15 days from the date of allotment of units, Nil - If redeemed or switched out after the completion of 15 days from the date of allotment of units w.e.f October 01, 2012, exit load if charged to the scheme shall be credited to the scheme immediately net off GST, if any.
Inception Date	7th March , 2011
Benchmark	The Scheme's performance will be benchmarked against the domestic price of gold.
Fund Manager	Himanshu Mange (Since Dec 2023)
Month End AUM	2,439.26 Crs (as on 31st January,2025)

Product Label

Scheme Name	This Product is suitable for Investors who are Seeking*	Scheme Riskometer	Benchmark Riskometer
Nippon India Silver ETF Fund of Fund (An Open Ended Fund of Fund scheme investing in units of Nippon India Silver ETF.) Benchmark : Domestic Price of Silver (based on LBMA Silver daily spot fixing price)	<ul style="list-style-type: none"> Long term capital growth Returns that are commensurate with the performance of Nippon India Silver ETF through investment in units of Nippon India Silver ETF 	 <p style="text-align: center;">The risk of the scheme is Very High</p>	 <p style="text-align: center;">The risk of the benchmark is Very High</p>
Nippon India Nifty Pharma ETF (An open ended scheme replicating/ tracking NIFTY Pharma Index.) Benchmark : Nifty Pharma TRI	<ul style="list-style-type: none"> Long term capital growth Investment in equity and equity related securities and portfolios replicating the composition of Nifty Pharma Index, subject to tracking errors 	 <p style="text-align: center;">The risk of the scheme is Very High</p>	 <p style="text-align: center;">The risk of the benchmark is Very High</p>
Nippon India Nifty Auto ETF (An open ended scheme replicating/ tracking Nifty Auto Index.) Benchmark : Nifty Auto TRI	<ul style="list-style-type: none"> Long term capital growth Investment in equity and equity related securities and portfolios replicating the composition of Nifty Auto Index, subject to tracking errors 	 <p style="text-align: center;">The risk of the scheme is Very High</p>	 <p style="text-align: center;">The risk of the benchmark is Very High</p>
Nippon India ETF Nifty 50 Shariah BeES (The fund employs a passive investment approach designed to track the performance of Nifty50 Shariah TRI. The fund seeks to achieve this goal by investing in securities constituting the Nifty50 Shariah Index in same proportion as in the Index.) Benchmark : Nifty50 Shariah TRI	<ul style="list-style-type: none"> Long-term capital appreciation Investment in Securities covered by Nifty50 Shariah Index 	 <p style="text-align: center;">The risk of the scheme is Very High</p>	 <p style="text-align: center;">The risk of the benchmark is Very High</p>
Nippon India Nifty Smallcap 250 Index Fund (An open ended scheme replicating/ tracking Nifty Smallcap 250 Index.) Benchmark : Nifty Smallcap 250 TRI	<ul style="list-style-type: none"> Long term capital growth Investment in equity and equity related securities and portfolio replicating the composition of the Nifty Smallcap 250 Index, subject to tracking errors 	 <p style="text-align: center;">The risk of the scheme is Very High</p>	 <p style="text-align: center;">The risk of the benchmark is Very High</p>
Nippon India ETF Nifty PSU Bank BeES (An open ended index scheme, listed on the Exchange in the form of an Exchange Traded Fund (ETF) tracking the Nifty PSU Bank Index.) Benchmark : Nifty PSU Bank TRI	<ul style="list-style-type: none"> Long-term capital appreciation Investment in Securities covered by Nifty PSU Bank Index 	 <p style="text-align: center;">The risk of the scheme is Very High</p>	 <p style="text-align: center;">The risk of the benchmark is Very High</p>

*Investors should consult their financial advisors if in doubt about whether the product is suitable for them.

Risk factors & Disclaimers

The Investors will be bearing the recurring expenses of the scheme, in addition to the expenses of underlying scheme i.e Nippon India ETF Gold BeES.

Risk factors:

The Scheme may invest predominantly in Nippon India ETF Gold BeES of Nippon India Mutual Fund. Hence the Scheme's performance may depend upon the performance of the underlying mutual fund scheme. Any change in the investment policies or the fundamental attributes of the underlying scheme could affect the performance of the Scheme. Risk associated with Nippon India ETF Gold BeES will also be applicable to the investor viz. Central banks' sale, Producer mining interest, Macro-economic factors, Geo political issues, Seasonal demand, Change in duties & levies. Please refer SID for full scheme Specific risk factors.

Disclaimer:

The information herein is meant only for general reading purposes and the views being expressed only constitute opinions and therefore cannot be considered as guidelines, recommendations or as a professional guide for the readers. Certain factual and statistical information (historical as well as projected) pertaining to Industry and markets have been obtained from independent third-party sources, which are deemed to be reliable. It may be noted that since NAM India has not independently verified the accuracy or authenticity of such information or data, or for that matter the reasonableness of the assumptions upon which such data and information has been processed or arrived at; NAM India does not in any manner assures the accuracy or authenticity of such data and information. Some of the statements & assertions contained in these materials may reflect NAM India's views or opinions, which in turn may have been formed on the basis of such data or information.

Before making any investments, the readers are advised to seek independent professional advice, verify the contents in order to arrive at an informed investment decision. None of the Sponsor, the Investment Manager, the Trustee, their respective directors, employees, associates or representatives shall be liable in any way for any direct, indirect, special, incidental, consequential, punitive or exemplary damages, including on account of lost profits arising from the information contained in this material.

Mutual Fund investments are subject to market risks, read all scheme related documents carefully.