

Nippon India Income Fund

(An open ended medium term debt scheme investing in instruments such that the Macaulay duration of the portfolio is between 4 to 7 years. Relatively High interest rate risk and Relatively Low Credit Risk)

Investment Horizon: More than 3 years

Contact your Mutual Fund Distributor | Call 1860 266 0111#,
91-22-6925 9696# (For investors outside India) |
Visit mf.nipponindiaim.com

*Charges applicable.

Product label

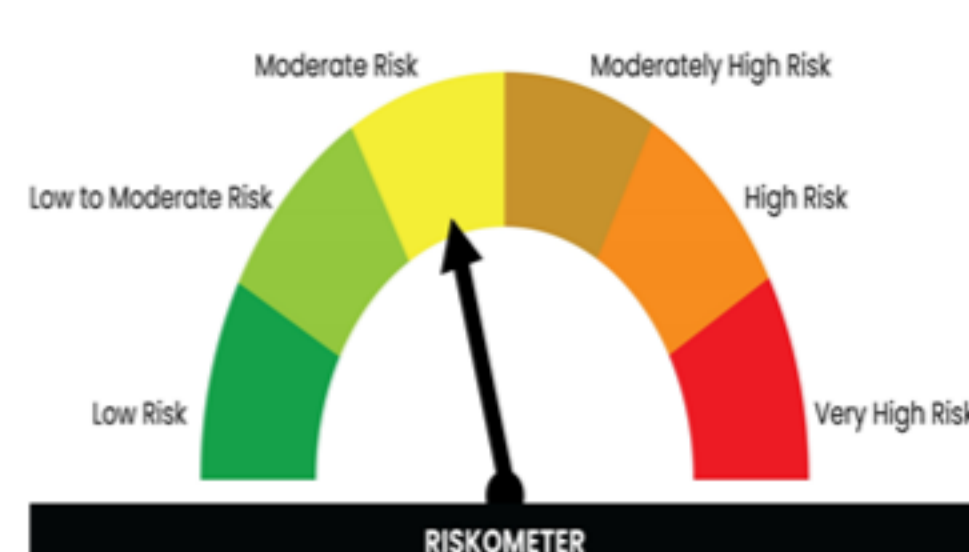
Potential Risk Class

This product is suitable for investors who are seeking*

- Income over medium to long term
- Investment in debt and money market instruments with portfolio Macaulay Duration of 4 – 7 yrs

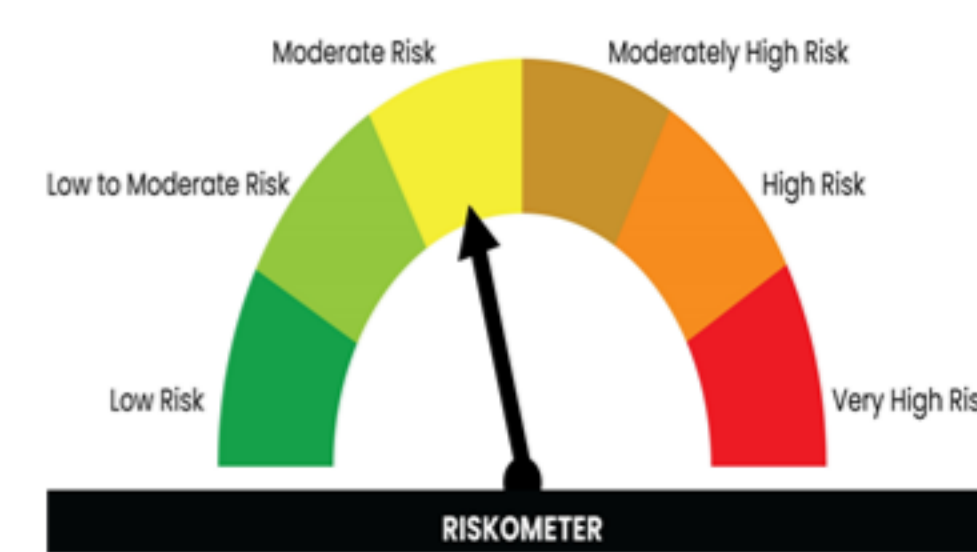
*Investors should consult their financial advisors if in doubt about whether the product is suitable for them.

Nippon India Income Fund



Investors understand that their principal will be at Moderate risk

NIFTY Medium to Long Duration Debt Index A-III



Benchmark Riskometer is at Moderate risk

Credit Risk →	Relatively Low (Class A)	Moderate (Class B)	Relatively High (Class C)
Interest Rate Risk ↓			
Relatively Low (Class I)			
Moderate (Class II)			
Relatively High (Class III)	A-III		

Mutual Fund investments are subject to market risks, read all scheme related documents carefully.

Nippon India Income Fund

Nippon India Income Fund

Nippon India Income Fund is a medium to long duration fund.

The fund is suitable for investors with medium to longer term investment horizon of more than 3 years and a medium to high appetite for risk.

Portfolio Characteristics

Portfolio Mix

- ❖ Money Market Assets comprising of CPs, CDs, Cash & Receivables
- ❖ Corporate bonds mainly comprising of AAA bonds issued by PSU & Private companies having maturity of 4 years & above
- ❖ Government of India securities which is composed of liquid G-sec & SDLs across the yield curve

Macaulay Duration

Macaulay Duration between 4 years to 7 years depending upon the interest rate scenario.

Current Investment Strategy

- ❖ Fund follows two pronged strategy: Core and Tactical
 - Core strategy to reflect medium to long term view on interest rates and yield curve
 - Tactical strategy to benefit out of short term opportunities in the market
- ❖ Strategy is implemented through high grade assets like GSecs/SDLs/Corporate Bonds
- ❖ Strategy is to generate alpha by actively using GSecs, IRF and IRS curve

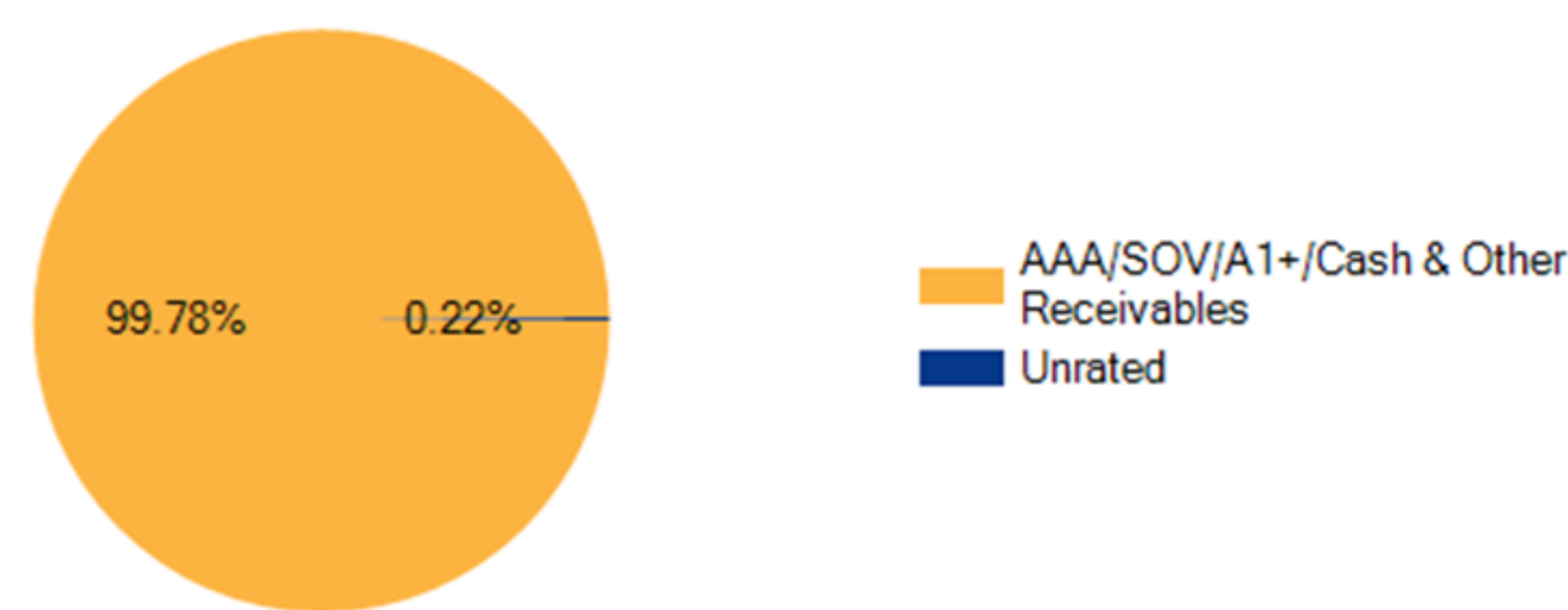
Portfolio Features as on November 30, 2024

Inception Date	January 01, 1998
Fund Manager*	Vivek Sharma
Minimum Application Amount	Growth - Rs. 5,000 & in multiples of Re.1 thereafter, For Payout of IDCW option & Reinvestment of IDCW option (Monthly IDCW Option - Rs. 25,000 & in multiples of Re. 1 thereafter, Quarterly IDCW Option - Rs. 10,000 & in multiples of Re. 1 thereafter, Half Yearly IDCW Option - Rs. 5,000 & in multiples of Re. 1 thereafter, Annual IDCW Option - Rs. 5,000 & in multiples of Re. 1 thereafter)
Benchmark	NIFTY Medium to Long Duration Debt Index A-III
Month end AUM as on November 30, 2024	Rs. 394.77 Crs
Plans & Options	Growth plan (Growth option) & IDCW plan (Payout & Reinvestment options) Direct Plan: Growth plan (Growth option) & IDCW plan (Payout & Reinvestment options), IDCW Frequency: Payout of IDCW option: Monthly, Quarterly, Half yearly, Annual & Reinvestment of IDCW option: Monthly, Quarterly, Half yearly, Annual
Exit load** (** If charged, the same shall be credited to the scheme immediately net of goods & service tax, if any)	<ul style="list-style-type: none"> • 0.25% if redeemed or switched out on or before completion of 15 days from the date of allotment of units. • Nil if redeemed or switched out after the completion of 15 days from the date of allotment of units.

#Kinjal Desai: Dedicated Fund Manager for Overseas Investments

Note- IDCW: Income Distribution cum capital withdrawal Options/Plans.

Rating Profile as on November 30, 2024



The fund endeavors to invest predominantly into good quality **fixed income instruments**, thereby attempting to generate healthy risk return ratio.

Investment Horizon: Investors with investment horizon of 36 months and more

Asset Type as on November 30, 2024	(%)
Government Bond	76.34%
Corporate Bond	13.97%
Corporate Debt Market Development Fund	0.22%
State Government Bond	0%
Cash & Other Receivables	9.47%
Grand Total	100%

Scheme Attributes as on November 30, 2024

Weighted Average YTM	7.03%
Weighted Average Maturity (Yrs)	11.74 Years
Modified Duration (Yrs)	6.57 Years

*In case of semi annual YTM, it has been annualised

Portfolio as on November 30, 2024

Company/Issuer	Rating	% of Assets
Corporate Bond		
Small Industries Dev Bank of India	CRISIL AAA	6.33%
LIC Housing Finance Limited	CRISIL AAA	3.81%
National Bank For Agriculture and Rural Development	CRISIL AAA	2.53%
Indian Railway Finance Corporation Limited	CRISIL AAA	1.3%
Government Bond		
Government of India	SOV	76.34%
State Government Bond		
State Government Securities	SOV	0%
Corporate Debt Market Development Fund		
Corporate Debt Market Development Fund Class A2		0.22%
Cash & Other Receivables		
		9.47%
Grand Total		100%

Note: Above mentioned current investment strategy is based on the prevailing market conditions and is subject to change within the limits of the SID basis the fund manager's view.

Risk factors: Trading volumes and settlement periods may restrict liquidity in debt investments. Investment in Debt is subject to price, credit, and interest rate risk. The NAV of the Scheme may be affected, inter alia, by changes in the market conditions, interest rates, trading volumes, settlement periods and transfer procedures. The NAV may also be subjected to risk associated with investment in derivatives, foreign securities or script lending as may be permissible by the Scheme Information Document.

Disclaimers:

The information herein above is meant only for general reading purposes and the views being expressed only constitute opinions and therefore cannot be considered as guidelines, recommendations or as a professional guide for the readers. Before making any investments, the readers are advised to seek independent professional advice, verify the contents in order to arrive at an informed investment decision.

None of the Sponsor, the Investment Manager, the Trustee, their respective directors, employees, associates or representatives shall be liable in any way for any direct, indirect, special, incidental, consequential, punitive or exemplary damages, including on account of lost profits arising from the information contained in this material.



Mutual Fund Investments are subject to market risks, read all scheme related documents carefully.