



Nippon India Index Fund – BSE Sensex Plan

(An open ended scheme replicating / tracking BSE Sensex)

Product label

This product is suitable for investors who are seeking*:	Nippon India Index Fund – BSE Sensex Plan	BSE Sensex TRI
<ul style="list-style-type: none"> • Long term capital growth • Investment in equity and equity related securities and portfolios replicating the composition of the sensex, subject to tracking errors <p>*Investors should consult their financial advisors if in doubt about whether the product is suitable for them.</p>	 <p>Riskometer Investors understand that their principal will be at Very High risk</p>	 <p>Riskometer Benchmark Riskometer is at Very High risk</p>

Contents

Why Index Fund?	Page 2
Strategies used through Index based Equity Index Funds	Page 2
Nippon India Index Fund – BSE Sensex Plan – Investment Objective	Page 2
About BSE Sensex Index	Page 2
Scheme Portfolio of Nippon India Index Fund – BSE Sensex Plan	Page 3
Scheme Performance of Nippon India Index Fund – BSE Sensex Plan	Page 3
Performance of other open ended schemes managed by the same fund manager	Page 4
Scheme Features Nippon India Index Fund – BSE Sensex Plan	Page 4
Product Label	Page 5
Disclaimers	Page 6

Nippon Life India Asset Management Limited (NAM India) is one of the largest asset managers with more than 28 years of experience in managing wealth of investors with a robust distribution network in India.

Why Index Fund?

- ▶ **Less of Ambiguity:** The Index funds investment strategy & stock selection is clearly defined, holding stocks as per the underlying Index in the same weightages (subject to expense ratio & tracking error).
- ▶ **Diversification** – Buying a single unit offers diversification benefit in the entire index companies.
- ▶ **Low Cost** – Generally less expensive than investing in multiple individual securities/active equity fund. (Low cost with respect to Total Expense Ratio)

Strategies used through Index based Equity Index Funds

- ▶ **Liquidity Management** – Index funds can be used for a given percentage of each asset class to provide a liquidity buffer across the asset allocation.
- ▶ **Portfolio Completion** – Index funds allow investors to gain exposure to an asset class that is under-represented in the asset allocation.
- ▶ **Cash Equitization** – Index funds assist in remaining fully invested into equity as per the allocation model, while maintaining liquidity, thus minimizing the cash drag effect on the portfolio.
- ▶ **Portfolio Transitions** – Since index funds are passive funds, they may help maintain market exposure while there are changes in sector/stock allocations in a portfolio, hence avoids the risk of missing any market movement.

Nippon India Index Fund – BSE Sensex Plan

Investment Objective : Nippon India Index Fund – BSE Sensex Plan

The primary investment objective of the scheme is to replicate the composition of the BSE Sensex, with a view to generate returns that are commensurate with the performance of the BSE Sensex, subject to tracking errors.

Why Invest in Nippon India Index Fund – BSE Sensex Plan

- **Exposure:** Allows investors to take part in India's growth story by essentially investing and gaining exposure to one of the oldest and one of the most prominent benchmark in India
- **Reduce Risk** – Elimination of non-systematic risks like stock picking and portfolio manager selection, via investing in the BSE Sensex index.
- **Diversification:** Buying a single unit will offer diversification benefit in the entire index companies.
- **Opportunity** – Will allow non demat account holders to seek exposure to the 30 most liquid stocks from the large cap segment of the market via investing in Nippon India Index Fund – BSE Sensex Plan.
- **SIP investments** – Investors can avail the benefit of Systematic Investment Plan (SIP).

About BSE Sensex Index

Eligible Universe:

The index is derived from the constituents of the BSE 100. The inclusion of DVRs in the index will result in more than 30 stocks in the index. However, the number of companies in the index remains fixed at 30. Stocks in the eligible universe must satisfy the following eligibility factors in order to be considered for index inclusion:

- **Listing History:** Stocks must have a listing history of at least six months at BSE.
- **Trading Days:** The stock must have traded on every trading day at BSE during the six month reference period.
- **Multiple Share Classes:** DVRs satisfying the above eligibility criteria are aggregated with the company's common stock and index construction is done based on the aggregated company data as detailed below.

Index Construction:

1. All companies meeting the eligibility factors are ranked based on their average six month float adjusted market capitalization. The top 75 are identified.
2. All companies meeting the eligibility factors are ranked again based on their average six month total market capitalization. The top 75 are identified.
3. All companies identified based on steps 1 and 2 are then combined and sorted based on their annualized traded value. Companies with a cumulative annualized traded value greater than 98% are excluded.
4. The remaining companies are then sorted by average six-month float-adjusted market capitalization. Companies with a weight of less than 0.5% are excluded.
5. The remaining companies from step 4 are then ranked based on their average six-month float adjusted market capitalization, and are selected for index inclusion according to the following rules:
 - a) The top 21 companies (whether a current index constituent or not) are selected for index inclusion with no sector consideration.
 - b) Existing constituents ranked 22 – 39 are selected in order of highest rank until the target constituent count of 30 is reached.
 - c) If after this step the target constituent count is not achieved, then non-constituents ranked 22 – 30 are selected by giving preference to those companies whose common India Industry Classification Structure macro-economic indicator is underrepresented in the index as compared to the macro-economic indicator representation in the BSE AllCap.

- d) If after this step, the target constituent count is still not achieved, non-constituents are selected in order of highest rank until the target constituent count is reached.

Annualized traded value is calculated by taking the median of the monthly medians of the daily traded values over the six-month period. The annualization is calculated using 250 trading days in a year.

All additions and deletions are made at the discretion of index committee.

Constituent Weightings: Index constituents are weighted based on their float-adjusted market capitalization.

Source: BSE

Note: The performance of the scheme shall be benchmarked to the Total Return (TRI) variant of the Index chosen as a benchmark.

Scheme Portfolio of Nippon India Index Fund – BSE Sensex Plan as on 31st May, 2024

Sr. No	Stock Name	Weightage (%)	Sr. No	Stock Name	Weightage (%)
1	HDFC Bank Limited	13.70%	17	Tata Motors Limited	1.95%
2	Reliance Industries Limited	11.62%	18	Sun Pharmaceutical Industries Limited	1.86%
3	ICICI Bank Limited	9.26%	19	Power Grid Corporation of India Limited	1.66%
4	Infosys Limited	5.91%	20	HCL Technologies Limited	1.65%
5	Larsen & Toubro Limited	5.11%	21	Tata Steel Limited	1.61%
6	ITC Limited	4.70%	22	Titan Company Limited	1.59%
7	Tata Consultancy Services Limited	4.43%	23	Asian Paints Limited	1.53%
8	Bharti Airtel Limited	4.09%	24	UltraTech Cement Limited	1.35%
9	Axis Bank Limited	3.88%	25	IndusInd Bank Limited	1.12%
10	State Bank of India	3.75%	26	JSW Steel Limited	0.99%
11	Kotak Mahindra Bank Limited	2.83%	27	Nestle India Limited	0.99%
12	Mahindra & Mahindra Limited	2.83%	28	Bajaj Finserv Limited	0.98%
13	Hindustan Unilever Limited	2.45%	29	Tech Mahindra Limited	0.90%
14	Bajaj Finance Limited	2.20%	30	Wipro Limited	0.73%
15	Maruti Suzuki India Limited	2.02%	31	Cash & Other Receivables	0.30%
16	NTPC Limited	2.01%			
Total					100.00%

Note: The stocks mentioned form a part of the portfolio of the scheme and may or may not form a part of the portfolio in future. Please read Scheme Information Document carefully for more details and risk factors.

Scheme Performance Nippon India Index Fund – BSE Sensex Plan as on 31st May, 2024

NAV as on May 31, 2024: ₹37.2888

Particulars	CAGR %			
	1 Year	3 Years	5 Years	Since Inception
Nippon India Index Fund – BSE Sensex Plan	18.88	13.18	13.82	10.10
B:BSE Sensex TRI	19.57	13.92	14.63	11.47
AB:Nifty 50 TRI	22.95	14.44	14.93	11.45
Value of ₹10000 Invested				
Nippon India Index Fund – BSE Sensex Plan	11,894	14,502	19,118	37,289
B:BSE Sensex TRI	11,963	14,788	19,808	44,194
AB:Nifty 50 TRI	12,302	14,991	20,072	44,062
Inception Date : Sep 28, 2010				
Fund Manager : Himanshu Mange (Since Dec, 2023)				

Performance as on 31st May, 2024

B: Benchmark, AB: Additional Benchmark, TRI: Total Return Index

TRI – Total Returns Index reflects the returns on the index arising from (a) constituent stock price movements and (b) dividend receipts from constituent index stocks, thereby showing a true picture of returns.

Period for which scheme's performance has been provided is computed basis last day of the month-end preceding the date of advertisement.

The performance details provided herein are of Growth Plan (Regular Plan).

Past performance may or may not be sustained in future and the same may not necessarily provide the basis for comparison with other investment.

Performance of the schemes (wherever provided) are calculated basis CAGR for the past 1 year, 3 years, 5 years and since inception. IDCWs (if any) are assumed to be reinvested at the prevailing NAV. Performance of the scheme would be Net of Dividend distribution tax, if any. Face value of scheme is Rs.10/- per unit. In case, the start/end date of the concerned period is non-business day (NBD), the NAV of the previous date is considered for computation of returns.

Finance Act 2020 has abolished dividend distribution tax on IDCW declared and paid by Mutual Fund scheme. W.e.f. 01.04.2020 IDCW received from Mutual fund scheme is taxable in the hands of investor and mutual fund scheme is required to withhold tax on IDCW as per applicable rate.

Performance of other open ended schemes managed by the same fund manager as on 31st May, 2024

Scheme Name/s	CAGR %					
	1 Year Return		3 Years Return		5 Years Return	
	Scheme	Benchmark	Scheme	Benchmark	Scheme	Benchmark
TOP 3						
CPSE ETF*	117.09	117.87	54.16	54.83	26.44	26.97
Nippon India ETF Nifty PSU Bank BeES*	83.19	84.35	45.92	46.80	18.07	18.77
Nippon India Nifty Auto ETF*	65.49	65.96	NA	NA	NA	NA
Bottom 3						
Nippon India ETF Nifty 50 Shariah BeES*	17.93	19.22	7.75	8.87	13.10	14.33
Nippon India ETF Nifty IT*	13.06	13.30	7.98	8.27	NA	NA
Nippon India ETF Nifty Bank BeES*	11.75	11.95	12.01	12.24	9.45	9.97

Nippon India Nifty Auto ETF has not completed 3 & 5 years, the performance details of 1 years are provided herein.
Nippon India ETF Nifty IT has not completed 5 years, the performance details of 1 & 3 years are provided herein.

Mr. Himanshu Mange has been managing CPSE ETF since Dec 2023
Mr. Himanshu Mange has been managing Nippon India ETF Nifty PSU Bank BeES since Dec 2023
Mr. Himanshu Mange has been managing Nippon India Nifty Auto ETF since Dec 2023
Mr. Himanshu Mange has been managing Nippon India ETF Nifty 50 Shariah BeES since Dec 2023
Mr. Himanshu Mange has been managing Nippon India ETF Nifty IT since Dec 2023
Mr. Himanshu Mange has been managing Nippon India ETF Nifty Bank BeES since Dec 2023

Note:
a. Mr. Himanshu Mange manages 28 open-ended schemes of Nippon India Mutual Fund .
b. In case the number of schemes managed by a fund manager is more than six, in the performance data of other schemes, the top 3 and bottom 3 schemes managed by fund manager has been provided herein are on the basis of 1 Year CAGR returns
c. Period for which scheme's performance has been provided is computed basis last day of the month-end preceding the date of advertisement
d. Different schemes shall have a different expense structure.
*The Scheme does not offer any Plans/Options. The performance details are provided at Scheme level using IDCW Reinvestment NAV's.

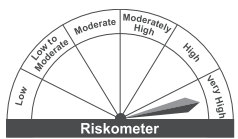
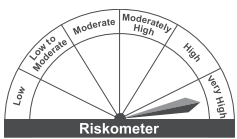
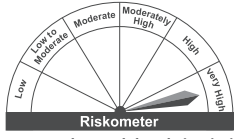
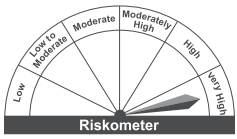
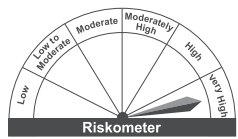
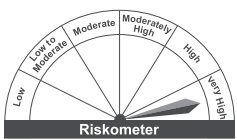
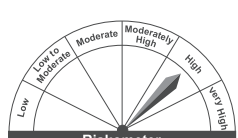
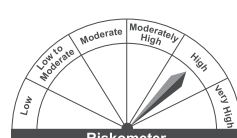
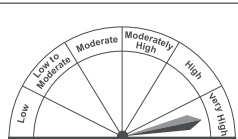
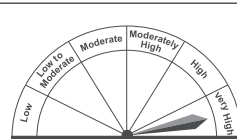
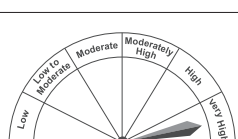
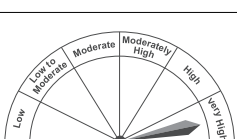
Past performance may or may not be sustained in future and the same may not necessarily provide the basis for comparison with other Investment. IDCWs (if any) are assumed to be reinvested at the prevailing NAV. Performance of the scheme would be Net of Dividend distribution tax, if any. Face value of Nippon India ETF Nifty PSU Bank BeES and Nippon India ETF Nifty Bank BeES is Re.1/- per unit. Face Value of other schemes is Rs.10/- per unit. In case, the start/end date of the concerned period is non-business day (NBD), the NAV of the previous date is considered for computation of returns.

Finance Act 2020 has abolished dividend distribution tax on IDCW declared and paid by Mutual Fund scheme. W.e.f. 01.04.2020 IDCW received from Mutual fund scheme is taxable in the hands of investor and mutual fund scheme is required to withhold tax on IDCW as per applicable rate.

Scheme Features of Nippon India Index Fund – BSE Sensex Plan

Nature of Scheme	An open ended scheme replicating / tracking BSE Sensex
Benchmark	BSE Sensex TRI
Fund Manager	Himanshu Mange (Since Dec, 2023)
Inception Date	September 28, 2010
Indicative Asset Allocation	Equities and equity related securities covered by the BSE Sensex : 95%-100%, Cash/Tri-Party Repo on government securities or T-bills & Reverse Repo & Money Market instruments (CPs,CDs, Tbills, Mibor linked instruments with daily Put/Call options & overnight Interest rate Reset Linked Instruments),but excluding Subscription and Redemption Cash Flow #: 0%-5% #Subscription Cash Flow is the subscription money in transit before deployment and Redemption Cash Flow is the money kept aside for meeting redemptions.. Please refer Scheme Information Document for more details.
Transparency/NAV Disclosure	Nippon India Mutual Fund shall declare the Net asset value of the scheme on every business day on AMFI's website www.amfiindia.com by 11:00 p.m. on the day of declaration of the NAV and also on mf.nipponindiaim.com
Load Structure	Entry Load : Not Applicable Exit Load : 0.25% of the applicable NAV if redeemed or switched out on or before completion of 7 days from the date of allotment of units. There shall be no exit load after completion of 7 days from the date of allotment of units. W.E.F. October 01, 2012, Exit Load If charged to the scheme shall be credited to the scheme immediately net of Goods and Service tax, if any.
Options	Growth Option and Income Distribution cum Capital Withdrawal Option

Product Label

Scheme Name	This Product is suitable for Investors who are Seeking*	Fund Riskometer	Benchmark Riskometer
<p>CPSE ETF (An Open-ended Index Exchange Traded Fund)</p> <p>Benchmark : Nifty CPSE TRI</p>	<ul style="list-style-type: none"> Long-term capital appreciation Investment in Securities covered by the Nifty CPSE Index. 	 <p>Riskometer</p> <p>Investors understand that their principal will be at Very High risk</p>	 <p>Riskometer</p> <p>Benchmark Riskometer is at Very High risk</p>
<p>Nippon India ETF Nifty PSU Bank BeES (An open ended index scheme, listed on the Exchange in the form of an Exchange Traded Fund (ETF) tracking the Nifty PSU Bank Index)</p> <p>Benchmark : Nifty PSU Bank TRI</p>	<ul style="list-style-type: none"> Long-term capital appreciation Investment in Securities covered by Nifty PSU Bank Index 	 <p>Riskometer</p> <p>Investors understand that their principal will be at Very High risk</p>	 <p>Riskometer</p> <p>Benchmark Riskometer is at Very High risk</p>
<p>Nippon India Nifty Auto ETF (An open ended scheme replicating/tracking Nifty Auto Index)</p> <p>Benchmark : Nifty Auto TRI</p>	<ul style="list-style-type: none"> Long term capital growth Investment in equity and equity related securities and portfolios replicating the composition of Nifty Auto Index, subject to tracking errors 	 <p>Riskometer</p> <p>Investors understand that their principal will be at Very High risk</p>	 <p>Riskometer</p> <p>Benchmark Riskometer is at Very High risk</p>
<p>Nippon India ETF Nifty 50 Shariah BeES (An Open Ended Index Exchange Traded Scheme.)</p> <p>Benchmark : Nifty50 Shariah TRI</p>	<ul style="list-style-type: none"> Long-term capital appreciation Investment in Securities covered by Nifty50 Shariah Index 	 <p>Riskometer</p> <p>Investors understand that their principal will be at High risk</p>	 <p>Riskometer</p> <p>Benchmark Riskometer is at High risk</p>
<p>Nippon India ETF Nifty IT (An open ended scheme replicating/ tracking NIFTY IT Index)</p> <p>Benchmark : NIFTY IT TRI</p>	<ul style="list-style-type: none"> Long term capital growth Investment in equity and equity related securities and portfolios replicating the composition of NIFTY IT Index, subject to tracking errors 	 <p>Riskometer</p> <p>Investors understand that their principal will be at Very High risk</p>	 <p>Riskometer</p> <p>Benchmark Riskometer is at Very High risk</p>
<p>Nippon India ETF Nifty Bank BeES (An Open Ended Index Exchange Traded Scheme.)</p> <p>Benchmark : Nifty Bank TRI</p>	<ul style="list-style-type: none"> Long-term capital appreciation Investment in Securities covered by Nifty Bank Index 	 <p>Riskometer</p> <p>Investors understand that their principal will be at Very High risk</p>	 <p>Riskometer</p> <p>Benchmark Riskometer is at Very High risk</p>

*Investors should consult their financial advisors if in doubt about whether the product is suitable for them.

Risk factors: The scheme invests in equity instrument and hence carries risk inherent in equities. Trading volumes, settlement periods and transfer procedures may restrict the liquidity of the investments. Investment in Money Market is subject to liquidity, credit, interest rate & reinvestment risk. For further Scheme specific risk factors, please refer the scheme information document.

Disclaimers

The views expressed herein constitute only the opinions and do not constitute any guidelines or recommendation on any course of action to be followed by the reader. This information is meant for general reading purposes only and is not meant to serve as a professional guide for the readers. Certain factual and statistical (both historical and projected) industry and market data and other information was obtained by NAM India from independent, third-party sources that it deems to be reliable, some of which have been cited above. However, NAM India has not independently verified any of such data or other information, or the reasonableness of the assumptions upon which such data and other information was based, and there can be no assurance as to the accuracy of such data and other information. Further, many of the statements and assertions contained in these materials reflect the belief of NAM India, which belief may be based in whole or in part on such data and other information.

The Sponsor, the Investment Manager, the Trustee or any of their respective directors, employees, associates or representatives do not assume any responsibility for, or warrant the accuracy, completeness, adequacy and reliability of such information. Whilst no action has been solicited based upon the information provided herein, due care has been taken to ensure that the facts are accurate and opinions given are fair and reasonable. This information is not intended to be an offer or solicitation for the purchase or sale of any financial product or instrument. Recipients of this information should rely on information/ data arising out of their own investigations. Readers are advised to seek independent professional advice, verify the contents and arrive at an informed investment decision before making any investments.

None of the Sponsor, the Investment Manager, the Trustee, their respective directors, employees, associates or representatives shall be liable for any direct, indirect, special, incidental, consequential, punitive or exemplary damages, including lost profits arising in any way from the information contained in this material. The Sponsor, the Investment Manager, the Trustee, any of their respective directors, employees including the fund managers, associates, representatives including persons involved in the preparation or issuance of this material may from time to time, have long or short positions in, and buy or sell the securities thereof, of company(ies) / specific economic sectors mentioned herein.



Mutual Fund investments are subject to market risks, read all scheme related documents carefully.