



## Nippon India Index Fund – BSE Sensex Plan

(An open ended scheme replicating / tracking BSE Sensex)

### Product label

This product is suitable for investors who are seeking*:	Nippon India Index Fund – BSE Sensex Plan	BSE Sensex TRI
<ul style="list-style-type: none"> <li>• Long term capital growth</li> <li>• Investment in equity and equity related securities and portfolios replicating the composition of the sensex, subject to tracking errors</li> </ul> <p>*Investors should consult their financial advisors if in doubt about whether the product is suitable for them.</p>	 <p><b>Riskometer</b> Investors understand that their principal will be at Very High risk</p>	 <p><b>Riskometer</b> Benchmark Riskometer is at Very High risk</p>

### Contents

Why Index Fund?	Page 2
Strategies used through Index based Equity Index Funds	Page 2
Nippon India Index Fund – BSE Sensex Plan – Investment Objective	Page 2
About BSE Sensex Index	Page 2
Scheme Portfolio of Nippon India Index Fund – BSE Sensex Plan	Page 3
Scheme Performance of Nippon India Index Fund – BSE Sensex Plan	Page 3
Performance of other open ended schemes managed by the same fund manager	Page 4
Scheme Features Nippon India Index Fund – BSE Sensex Plan	Page 4
Product Label	Page 5
Disclaimers	Page 6

Nippon Life India Asset Management Limited (NAM India) is one of the largest asset managers with more than 28 years of experience in managing wealth of investors with a robust distribution network in India.

## Why Index Fund?

- ▶ **Less of Ambiguity:** The Index funds investment strategy & stock selection is clearly defined, holding stocks as per the underlying Index in the same weightages (subject to expense ratio & tracking error).
- ▶ **Diversification** – Buying a single unit offers diversification benefit in the entire index companies.
- ▶ **Low Cost** – Generally less expensive than investing in multiple individual securities/active equity fund. (Low cost with respect to Total Expense Ratio)

## Strategies used through Index based Equity Index Funds

- ▶ **Liquidity Management** – Index funds can be used for a given percentage of each asset class to provide a liquidity buffer across the asset allocation.
- ▶ **Portfolio Completion** – Index funds allow investors to gain exposure to an asset class that is under-represented in the asset allocation.
- ▶ **Cash Equitization** – Index funds assist in remaining fully invested into equity as per the allocation model, while maintaining liquidity, thus minimizing the cash drag effect on the portfolio.
- ▶ **Portfolio Transitions** – Since index funds are passive funds, they may help maintain market exposure while there are changes in sector/stock allocations in a portfolio, hence avoids the risk of missing any market movement.

## Nippon India Index Fund – BSE Sensex Plan

### Investment Objective : Nippon India Index Fund – BSE Sensex Plan

The primary investment objective of the scheme is to replicate the composition of the BSE Sensex, with a view to generate returns that are commensurate with the performance of the BSE Sensex, subject to tracking errors.

### Why Invest in Nippon India Index Fund – BSE Sensex Plan

- **Exposure:** Allows investors to take part in India's growth story by essentially investing and gaining exposure to one of the oldest and one of the most prominent benchmark in India
- **Reduce Risk** – Elimination of non-systematic risks like stock picking and portfolio manager selection, via investing in the BSE Sensex index.
- **Diversification:** Buying a single unit will offer diversification benefit in the entire index companies.
- **Opportunity** – Will allow non demat account holders to seek exposure to the 30 most liquid stocks from the large cap segment of the market via investing in Nippon India Index Fund – BSE Sensex Plan.
- **SIP investments** – Investors can avail the benefit of Systematic Investment Plan (SIP).

## About BSE Sensex Index

### Eligible Universe:

The index is derived from the constituents of the BSE 100. The inclusion of DVRs in the index will result in more than 30 stocks in the index. However, the number of companies in the index remains fixed at 30. Stocks in the eligible universe must satisfy the following eligibility factors in order to be considered for index inclusion:

- **Listing History:** Stocks must have a listing history of at least six months at BSE.
- **Trading Days:** The stock must have traded on every trading day at BSE during the six month reference period.
- **Multiple Share Classes:** DVRs satisfying the above eligibility criteria are aggregated with the company's common stock and index construction is done based on the aggregated company data as detailed below.

### Index Construction:

1. All companies meeting the eligibility factors are ranked based on their average six month float adjusted market capitalization. The top 75 are identified.
2. All companies meeting the eligibility factors are ranked again based on their average six month total market capitalization. The top 75 are identified.
3. All companies identified based on steps 1 and 2 are then combined and sorted based on their annualized traded value. Companies with a cumulative annualized traded value greater than 98% are excluded.
4. The remaining companies are then sorted by average six-month float-adjusted market capitalization. Companies with a weight of less than 0.5% are excluded.
5. The remaining companies from step 4 are then ranked based on their average six-month float adjusted market capitalization, and are selected for index inclusion according to the following rules:
  - a) The top 21 companies (whether a current index constituent or not) are selected for index inclusion with no sector consideration.
  - b) Existing constituents ranked 22 – 39 are selected in order of highest rank until the target constituent count of 30 is reached.
  - c) If after this step the target constituent count is not achieved, then non-constituents ranked 22 – 30 are selected by giving preference to those companies whose common India Industry Classification Structure macro-economic indicator is underrepresented in the index as compared to the macro-economic indicator representation in the BSE AllCap.

- d) If after this step, the target constituent count is still not achieved, non-constituents are selected in order of highest rank until the target constituent count is reached.

Annualized traded value is calculated by taking the median of the monthly medians of the daily traded values over the six-month period. The annualization is calculated using 250 trading days in a year.

All additions and deletions are made at the discretion of index committee.

Constituent Weightings: Index constituents are weighted based on their float-adjusted market capitalization.

**Source: BSE**

**Note:** The performance of the scheme shall be benchmarked to the Total Return (TRI) variant of the Index chosen as a benchmark.

### Scheme Portfolio of Nippon India Index Fund – BSE Sensex Plan as on 30th September, 2024

Sr. No	Stock Name	Weightage (%)	Sr. No	Stock Name	Weightage (%)
1	HDFC Bank Limited	13.42%	17	Tata Motors Limited	2.10%
2	Reliance Industries Limited	10.26%	18	HCL Technologies Limited	1.95%
3	ICICI Bank Limited	9.20%	19	Maruti Suzuki India Limited	1.79%
4	Infosys Limited	6.96%	20	Power Grid Corporation of India Limited	1.65%
5	ITC Limited	4.92%	21	Titan Company Limited	1.64%
6	Bharti Airtel Limited	4.70%	22	Asian Paints Limited	1.54%
7	Tata Consultancy Services Limited	4.44%	23	Tata Steel Limited	1.43%
8	Larsen & Toubro Limited	4.41%	24	UltraTech Cement Limited	1.36%
9	Axis Bank Limited	3.60%	25	Bajaj Finserv Limited	1.10%
10	State Bank of India	3.10%	26	Adani Ports and Special Economic Zone Limited	1.09%
11	Mahindra & Mahindra Limited	3.08%	27	Tech Mahindra Limited	1.03%
12	Kotak Mahindra Bank Limited	2.80%	28	JSW Steel Limited	1.01%
13	Hindustan Unilever Limited	2.71%	29	Nestle India Limited	0.98%
14	Bajaj Finance Limited	2.20%	30	IndusInd Bank Limited	0.98%
15	NTPC Limited	2.16%	31	Cash & Other Receivables	0.25%
16	Sun Pharmaceutical Industries Limited	2.14%			
<b>Total</b>					<b>100.00%</b>

**Note:** The stocks mentioned form a part of the portfolio of the scheme and may or may not form a part of the portfolio in future. Please read Scheme Information Document carefully for more details and risk factors.

### Scheme Performance Nippon India Index Fund – BSE Sensex Plan as on 30th September, 2024

NAV as on September 30, 2024: ₹42.6141				
Particulars	CAGR %			
	1 Year	3 Years	5 Years	Since Inception
Nippon India Index Fund – BSE Sensex Plan	28.68	13.20	17.46	10.90
B:BSE Sensex TRI	29.48	13.98	18.26	12.27
AB:Nifty 50 TRI	32.80	14.92	18.95	12.28
<b>Value of ₹10000 Invested</b>				
Nippon India Index Fund – BSE Sensex Plan	12,885	14,510	22,376	42,614
B:BSE Sensex TRI	12,966	14,813	23,148	50,630
AB:Nifty 50 TRI	13,300	15,184	23,839	50,719
<b>Inception Date : Sep 28, 2010</b>				
<b>Fund Manager : Himanshu Mange (Since Dec, 2023)</b>				

#### Performance as on 30th september, 2024

B: Benchmark, AB: Additional Benchmark, TRI: Total Return Index

TRI – Total Returns Index reflects the returns on the index arising from (a) constituent stock price movements and (b) dividend receipts from constituent index stocks, thereby showing a true picture of returns.

Period for which scheme's performance has been provided is computed basis last day of the month-end preceding the date of advertisement.

The performance details provided herein are of Growth Plan (Regular Plan).

**Past performance may or may not be sustained in future** and the same may not necessarily provide the basis for comparison with other investment.

Performance of the schemes (wherever provided) are calculated basis CAGR for the past 1 year, 3 years, 5 years and since inception. IDCWs (if any) are assumed to be reinvested at the prevailing NAV. Performance of the scheme would be Net of Dividend distribution tax, if any. Face value of scheme is Rs.10/- per unit. In case, the start/end date of the concerned period is non-business day (NBD), the NAV of the previous date is considered for computation of returns.

Finance Act 2020 has abolished dividend distribution tax on IDCW declared and paid by Mutual Fund scheme. W.e.f. 01.04.2020 IDCW received from Mutual fund scheme is taxable in the hands of investor and mutual fund scheme is required to withhold tax on IDCW as per applicable rate.

### Performance of other open ended schemes managed by the same fund manager as on 30th September,2024

Scheme Name/s	CAGR %					
	1 Year Return		3 Years Return		5 Years Return	
	Scheme	Benchmark	Scheme	Benchmark	Scheme	Benchmark
<b>TOP 3</b>						
CPSE ETF*	89.14	89.54	49.19	49.71	33.54	34.05
Nippon India ETF Nifty Next 50 Junior BeES*	71.36	71.83	22.79	23.07	23.54	23.85
Nippon India Nifty Next 50 Junior BeES FoF#	70.47	71.83	22.32	23.07	22.99	23.85
<b>Bottom 3</b>						
Nippon India Gold Savings Fund#	28.30	30.12	16.51	17.89	13.61	14.49
Nippon India Silver ETF Fund of Fund#	23.87	25.16	NA	NA	NA	NA
Nippon India ETF Nifty Bank BeES*	19.51	19.77	12.99	13.22	12.84	13.37

Nippon India Silver ETF Fund of Fund has not completed 3 & 5 years, the performance details of 1 years are provided herein.

Mr. Himanshu Mange has been managing CPSE ETF since Dec 2023  
 Mr. Himanshu Mange has been managing Nippon India ETF Nifty Next 50 Junior BeES since Dec 2023  
 Mr. Himanshu Mange has been managing Nippon India Nifty Next 50 Junior BeES FoF since Dec 2023  
 Mr. Himanshu Mange has been managing Nippon India Gold Savings Fund since Dec 2023  
 Mr. Himanshu Mange has been managing Nippon India Silver ETF Fund of Fund since Dec 2023  
 Mr. Himanshu Mange has been managing Nippon India ETF Nifty Bank BeES since Dec 2023

**Note:**  
 a. Mr. Himanshu Mange manages 28 open-ended schemes of Nippon India Mutual Fund .  
 b. In case the number of schemes managed by a fund manager is more than six, in the performance data of other schemes, the top 3 and bottom 3 schemes managed by fund manager has been provided herein are on the basis of 1 Year CAGR returns  
 c. Period for which scheme's performance has been provided is computed basis last day of the month-end preceding the date of advertisement  
 d. Different schemes shall have a different expense structure.

#The performance details provided herein are of Growth Plan (Regular Plan).  
 \*The Scheme does not offer any Plans/Options. The performance details are provided at Scheme level using IDCW Reinvestment NAV's.

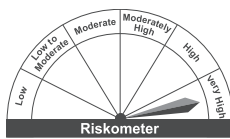
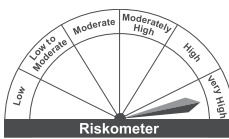
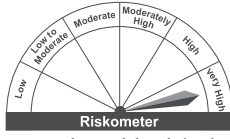
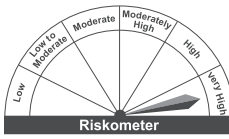
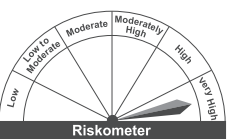
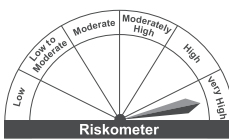

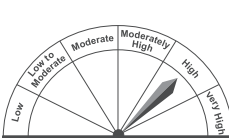
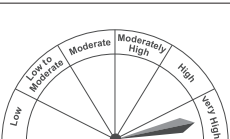
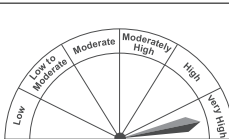
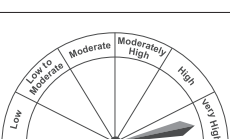
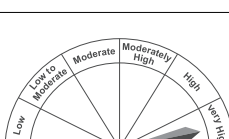
**Past performance may or may not be sustained in future** and the same may not necessarily provide the basis for comparison with other Investment. IDCWs (if any) are assumed to be reinvested at the prevailing NAV. Performance of the scheme would be Net of Dividend distribution tax, if any. Face value of Nippon India ETF Nifty Bank BeES is Re.1/- per unit. Face Value of other schemes is Rs.10/- per unit. Face value of Nippon India ETF Nifty Next 50 Junior BeES is 1.25 per unit. In case, the start/end date of the concerned period is non-business day (NBD), the NAV of the previous date is considered for computation of returns.

Finance Act 2020 has abolished dividend distribution tax on IDCW declared and paid by Mutual Fund scheme. W.e.f. 01.04.2020 IDCW received from Mutual fund scheme is taxable in the hands of investor and mutual fund scheme is required to withhold tax on IDCW as per applicable rate.

### Scheme Features of Nippon India Index Fund – BSE Sensex Plan

<b>Nature of Scheme</b>	An open ended scheme replicating / tracking BSE Sensex
<b>Benchmark</b>	BSE Sensex TRI
<b>Fund Manager</b>	Himanshu Mange (Since Dec, 2023)
<b>Inception Date</b>	September 28, 2010
<b>Indicative Asset Allocation</b>	Equities and equity related securities covered by the BSE Sensex : 95%-100%, Cash/Tri-Party Repo on government securities or T-bills & Reverse Repo & Money Market instruments (CPs,CDs, Tbills, Mibor linked instruments with daily Put/Call options & overnight interest rate Reset Linked Instruments),but excluding Subscription and Redemption Cash Flow #: 0%-5% #Subscription Cash Flow is the subscription money in transit before deployment and Redemption Cash Flow is the money kept aside for meeting redemptions.. Please refer Scheme Information Document for more details.
<b>Transparency/NAV Disclosure</b>	Nippon India Mutual Fund shall declare the Net asset value of the scheme on every business day on AMFI's website www.amfiindia.com by 11:00 p.m. on the day of declaration of the NAV and also on mf.nipponindiaim.com
<b>Load Structure</b>	<b>Exit Load</b> : 0.25% of the applicable NAV if redeemed or switched out on or before completion of 7 days from the date of allotment of units. There shall be no exit load after completion of 7 days from the date of allotment of units. W.E.F. October 01, 2012, Exit Load If charged to the scheme shall be credited to the scheme immediately net of Goods and Service tax, if any.
<b>Options</b>	Growth Option and Income Distribution cum Capital Withdrawal Option

## Product Label

Scheme Name	This Product is suitable for Investors who are Seeking*	Fund Riskometer	Benchmark Riskometer
<p><b>CPSE ETF</b> (An Open-ended Index Exchange Traded Fund)</p> <p><b>Benchmark :</b> Nifty CPSE TRI</p>	<ul style="list-style-type: none"> <li>Long-term capital appreciation</li> <li>Investment in Securities covered by the Nifty CPSE Index.</li> </ul>	 <p><b>Riskometer</b></p> <p>Investors understand that their principal will be at Very High risk</p>	 <p><b>Riskometer</b></p> <p>Benchmark Riskometer is at Very High risk</p>
<p><b>Nippon India ETF Nifty Next 50 Junior BeES</b> (An Open-ended Index Exchange Traded Fund)</p> <p><b>Benchmark :</b> Nifty Next 50 TRI</p>	<ul style="list-style-type: none"> <li>Long-term capital appreciation</li> <li>Investment in Securities covered by Nifty Next 50 Index</li> </ul>	 <p><b>Riskometer</b></p> <p>Investors understand that their principal will be at Very High risk</p>	 <p><b>Riskometer</b></p> <p>Benchmark Riskometer is at Very High risk</p>
<p><b>Nippon India Nifty Next 50 Junior BeES FoF</b> (An Open Ended fund of funds scheme investing in Nippon India ETF Nifty Next 50 Junior BeES.)</p> <p><b>Benchmark :</b> Nifty Next 50 TRI</p>	<ul style="list-style-type: none"> <li>Long-term capital appreciation</li> <li>Returns that will commensurate with the performance of Nippon India ETF Nifty Next 50 Junior BeES.</li> </ul>	 <p><b>Riskometer</b></p> <p>Investors understand that their principal will be at Very High risk</p>	 <p><b>Riskometer</b></p> <p>Benchmark Riskometer is at Very High risk</p>
<p><b>Nippon India Gold Savings Fund</b> (An open ended Fund of Fund Scheme)</p> <p><b>Benchmark :</b> Domestic Price of Gold</p>	<ul style="list-style-type: none"> <li>Long term capital growth</li> <li>Returns that are commensurate with the performance of Nippon India ETF Gold BeES through investment in securities of Nippon India ETF Gold BeES</li> </ul>	 <p><b>Riskometer</b></p> <p>Investors understand that their principal will be at High risk</p>	 <p><b>Riskometer</b></p> <p>Benchmark Riskometer is at High risk</p>
<p><b>Nippon India Silver ETF Fund of Fund</b> (An Open Ended Fund of Fund scheme investing in units of Nippon India Silver ETF.)</p> <p><b>Benchmark :</b> Domestic Price of Silver (based on LBMA Silver daily spot fixing price)</p>	<ul style="list-style-type: none"> <li>Long term capital growth</li> <li>Returns that are commensurate with the performance of Nippon India Silver ETF through investment in units of Nippon India Silver ETF</li> </ul>	 <p><b>Riskometer</b></p> <p>Investors understand that their principal will be at Very High risk</p>	 <p><b>Riskometer</b></p> <p>Benchmark Riskometer is at Very High risk</p>
<p><b>Nippon India ETF Nifty Bank BeES</b> (An Open Ended Index Exchange Traded Scheme.)</p> <p><b>Benchmark :</b> Nifty Bank TRI</p>	<ul style="list-style-type: none"> <li>Long-term capital appreciation</li> <li>Investment in Securities covered by Nifty Bank Index</li> </ul>	 <p><b>Riskometer</b></p> <p>Investors understand that their principal will be at Very High risk</p>	 <p><b>Riskometer</b></p> <p>Benchmark Riskometer is at Very High risk</p>

\*Investors should consult their financial advisors if in doubt about whether the product is suitable for them.

**Risk factors:** The scheme invests in equity instrument and hence carries risk inherent in equities. Trading volumes, settlement periods and transfer procedures may restrict the liquidity of the investments. Investment in Money Market is subject to liquidity, credit, interest rate & reinvestment risk. For further Scheme specific risk factors, please refer the scheme information document.

#### Disclaimers

The BSE Indices are published by Asia Index Private Limited ("AIPL"), which is a wholly owned subsidiary of BSE Limited ("BSE"). BSE® and SENSEX® are registered trademarks of BSE. The trademarks have been licensed to AIPL and have been sublicensed for use for certain purposes by Licensee. Licensee's "[Insert Product]" (the "Product") is/are not sponsored, endorsed, sold or promoted by AIPL or BSE. None of AIPL or BSE makes any representation or warranty, express or implied, to the owners of the Product(s) or any member of the public regarding the advisability of investing in securities generally or in the Product particularly or the ability of the Index to track general market performance. AIPL's and BSE's only relationship to Licensee with respect to the Index is the licensing of the Index and certain trademarks, service marks and/or trade names of AIPL, BSE and/or their licensors. The BSE Indices are determined, composed and calculated by AIPL or its agent without regard to Licensee or the Product. None of AIPL or BSE are responsible for and have not participated in the determination of the prices, and amount of the Product or the timing of the issuance or sale of the Product or in the determination or calculation of the equation by which the Product is to be converted into cash, surrendered or redeemed, as the case may be. AIPL and BSE have no obligation or liability in connection with the administration, marketing or trading of the Product. There is no assurance that investment products based on the Index will accurately track index performance or provide positive investment returns. AIPL and BSE are not investment advisors. Inclusion of a security within an index is not a recommendation by AIPL or BSE to buy, sell, or hold such security, nor is it considered to be investment advice.

AIPL, BSE AND THEIR THIRD PARTY LICENSORS DO NOT GUARANTEE THE ADEQUACY, ACCURACY, TIMELINESS AND/OR THE COMPLETENESS OF THE INDEX OR ANY DATA RELATED THERETO. AIPL, BSE AND THEIR THIRD PARTY LICENSORS SHALL NOT BE SUBJECT TO ANY DAMAGES OR LIABILITY FOR ANY ERRORS, OMISSIONS, OR DELAYS THEREIN. AIPL, BSE AND THEIR THIRD PARTY LICENSORS MAKE NO EXPRESS OR IMPLIED WARRANTIES, AND EXPRESSLY DISCLAIM ALL WARRANTIES, OF MERCHANTABILITY OR FITNESS FOR A PARTICULAR PURPOSE OR USE OR AS TO RESULTS TO BE OBTAINED BY LICENSEE, OWNERS OF THE PRODUCT, OR ANY OTHER PERSON OR ENTITY FROM THE USE OF THE INDEX OR WITH RESPECT TO ANY DATA RELATED THERETO. WITHOUT LIMITING ANY OF THE FOREGOING, IN NO EVENT WHATSOEVER SHALL AIPL, BSE OR THEIR THIRD PARTY LICENSORS BE LIABLE FOR ANY INDIRECT, SPECIAL, INCIDENTAL, PUNITIVE, OR CONSEQUENTIAL DAMAGES INCLUDING BUT NOT LIMITED TO, LOSS OF PROFITS, TRADING LOSSES, LOST TIME OR GOODWILL, EVEN IF THEY HAVE BEEN ADVISED OF THE POSSIBILITY OF SUCH DAMAGES, WHETHER IN CONTRACT, TORT, STRICT LIABILITY, OR OTHERWISE. THERE ARE NO THIRD PARTY BENEFICIARIES OF ANY AGREEMENTS OR ARRANGEMENTS BETWEEN AIPL AND LICENSEE, OTHER THAN THE LICENSORS OF AIPL (INCLUDING BSE).



**Mutual Fund investments are subject to market risks, read all scheme related documents carefully.**