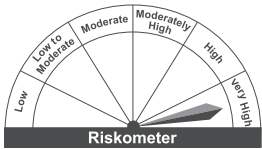
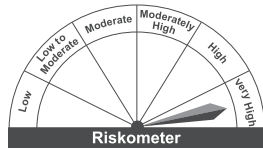




Nippon India Index Fund – Nifty 50 Plan

(An open ended scheme replicating/tracking Nifty 50)

Product label

This product is suitable for investors who are seeking*:	Nippon India Index Fund – Nifty 50 Plan	Nifty 50 TRI
<ul style="list-style-type: none"> • Long term capital growth • Investment in equity and equity related securities and portfolios replicating the composition of the Nifty 50, subject to tracking errors <p>*Investors should consult their financial advisors if in doubt about whether the product is suitable for them.</p>	 <p>Riskometer Investors understand that their principal will be at Very High risk</p>	 <p>Riskometer Benchmark Riskometer is at Very High risk</p>

Contents

Why Index Fund?	Page 2
Strategies used through Index based Equity Index Funds	Page 2
Nippon India Index Fund – Nifty 50 Plan – Investment Objective	Page 2
Current Valuations	Page 2
About Nifty 50 Index	Page 2
Scheme Portfolio of Nippon India Index Fund – Nifty 50 Plan	Page 3
Scheme Performance of Nippon India Index Fund – Nifty 50 Plan	Page 3
Performance of other open ended schemes managed by the same fund manager	Page 4
Scheme Features Nippon India Index Fund – Nifty 50 Plan	Page 5
Product Label	Page 5
Disclaimers	Page 6

Nippon Life India Asset Management Limited (NAM India) is one of the largest asset managers with more than 27 years of experience in managing wealth of investors with a robust distribution network in India.

Why Index Fund?

- ▶ **Less of Ambiguity:** The Index funds investment strategy & stock selection is clearly defined, holding stocks as per the underlying Index in the same weightages (subject to expense ratio & tracking error).
- ▶ **Diversification** – Buying a single unit offers diversification benefit in the entire index companies.
- ▶ **Low Cost** – Generally less expensive than investing in multiple individual securities/active equity fund. (Low cost with respect to Total Expense Ratio)

Strategies used through Index based Equity Index Funds

- ▶ **Liquidity Management** – Index funds can be used for a given percentage of each asset class to provide a liquidity buffer across the asset allocation.
- ▶ **Portfolio Completion** – Index funds allow investors to gain exposure to an asset class that is under-represented in the asset allocation.
- ▶ **Cash Equitization** – Index funds assist in remaining fully invested into equity as per the allocation model, while maintaining liquidity, thus minimizing the cash drag effect on the portfolio.
- ▶ **Portfolio Transitions** – Since index funds are passive funds, they may help maintain market exposure while there are changes in sector/stock allocations in a portfolio, hence avoids the risk of missing any market movement.

Nippon India Index Fund – Nifty 50 Plan

Investment Objective : Nippon India Index Fund – Nifty 50 Plan

The primary investment objective of the scheme is to replicate the composition of the Nifty 50, with a view to generate returns that are commensurate with the performance of the Nifty 50, subject to tracking errors.

Why Invest in Nippon India Index Fund – Nifty 50 Plan

- **Nifty 50 Index is one of the best market representatives of Indian Markets:** Largest traded index in India and among the top traded indices in the world.
- **Reduce Risk** – Elimination of non-systematic risks like stock picking and portfolio manager selection, via investing in the Nifty 50 index.
- **Diversification:** Buying a single unit currently offers diversification of 50 stocks across 14 broad sectors.
- **Opportunity** – Will allow non demat account holders to seek exposure to the 50 most liquid stocks from the large cap segment of the market via investing in Nippon India Index Fund – Nifty 50 Plan.
- **SIP investments** – Investors can avail the benefit of Systematic Investment Plan (SIP).

Current Valuations – Nifty 50 Index

Date	Index Level	Price Earning (P/E)	Price to Book (P/B)	Dividend Yield (%)
30th November, 2023 (At Present)	20133.15	21.52	3.53	1.35

Source: www.nseindia.com

About Nifty 50 Index

- ▶ The Nifty 50 is a well-diversified 50 stock index accurately reflecting overall market conditions. The reward-to-risk ratio of Nifty 50 is higher than other leading indices, making it a more attractive portfolio hence offering similar returns, but at lesser risk.
- ▶ Launched on April 1996 and base date of November 03, 1995 indexed to a base value of 1,000
- ▶ **Selection Criteria:** The criteria for the Nifty 50 Index include the following:
 - The company must be domiciled in India and listed on the NSE
 - Constituents of NIFTY 100 index that are available for trading in NSE's Futures & Options segment are eligible for inclusion in the NIFTY 50 index
 - The security should have traded at an average impact cost of 0.50 % or less during the last six months for 90% of the observations for a portfolio of Rs. 10 crores
 - The average free-float market capitalisation of the constituent is at least 1.5 times the average free-float market capitalization of the smallest constituent in the index
 - The company should have a listing history of 6 months.
 - A company which comes out with an IPO will be eligible for inclusion in the index, if it fulfills the normal eligibility criteria for the index for a 1 month period instead of a 6 month period.
 - The review will take place on a semi-annual basis

Source: NSE & NSE Indices Ltd.

Note: The performance of the scheme shall be benchmarked to the Total Return (TRI) variant of the Index chosen as a benchmark.

Scheme Portfolio of Nippon India Index Fund – Nifty 50 Plan as on 30th November, 2023

Sr. No	Stock Name	Weightage (%)	Sr. No	Stock Name	Weightage (%)
1	HDFC Bank Limited	13.25%	27	Nestle India Limited	0.98%
2	Reliance Industries Limited	9.11%	28	Coal India Limited	0.88%
3	ICICI Bank Limited	7.42%	29	Adani Enterprises Limited	0.88%
4	Infosys Limited	5.88%	30	Tech Mahindra Limited	0.86%
5	ITC Limited	4.37%	31	Oil & Natural Gas Corporation Limited	0.86%
6	Larsen & Toubro Limited	4.26%	32	Hindalco Industries Limited	0.85%
7	Tata Consultancy Services Limited	4.05%	33	JSW Steel Limited	0.84%
8	Axis Bank Limited	3.38%	34	HDFC Life Insurance Company Limited	0.84%
9	Kotak Mahindra Bank Limited	2.92%	35	Grasim Industries Limited	0.84%
10	Bharti Airtel Limited	2.90%	36	Dr. Reddy's Laboratories Limited	0.80%
11	Hindustan Unilever Limited	2.57%	37	Bajaj Auto Limited	0.78%
12	State Bank of India	2.46%	38	Adani Ports and Special Economic Zone Limited	0.75%
13	Bajaj Finance Limited	2.15%	39	SBI Life Insurance Company Limited	0.73%
14	Mahindra & Mahindra Limited	1.67%	40	Cipla Limited	0.72%
15	Titan Company Limited	1.65%	41	Wipro Limited	0.66%
16	HCL Technologies Limited	1.61%	42	Britannia Industries Limited	0.65%
17	Maruti Suzuki India Limited	1.60%	43	Tata Consumer Products Limited	0.64%
18	Asian Paints Limited	1.59%	44	Apollo Hospitals Enterprise Limited	0.63%
19	Sun Pharmaceutical Industries Limited	1.50%	45	Eicher Motors Limited	0.60%
20	Tata Motors Limited	1.41%	46	LTIMindtree Limited	0.58%
21	NTPC Limited	1.41%	47	Hero MotoCorp Limited	0.56%
22	UltraTech Cement Limited	1.18%	48	Divi's Laboratories Limited	0.55%
23	Tata Steel Limited	1.18%	49	Bharat Petroleum Corporation Limited	0.47%
24	Indusind Bank Limited	1.08%	50	UPL Limited	0.33%
25	Power Grid Corporation of India Limited	1.08%	51	Cash & Other Receivables	0.01%
26	Bajaj Finserv Limited	1.03%			
Total					100.00%

Note: The stocks mentioned form a part of the portfolio of the scheme and may or may not form a part of the portfolio in future. Please read Scheme Information Document carefully for more details and risk factors.

Scheme Performance Nippon India Index Fund – Nifty 50 Plan as on 30th November, 2023

NAV as on November 30, 2023: ₹33.7667

Particulars	CAGR %			
	1 Year	3 Years	5 Years	Since Inception
Nippon India Index Fund – Nifty 50 Plan	7.78	15.97	13.18	9.67
B:Nifty 50 TRI	8.47	17.12	14.45	10.91
AB:S&P BSE Sensex TRI	7.59	16.27	14.46	11.05
Value of ₹10000 Invested				
Nippon India Index Fund – Nifty 50 Plan	10,778	15,617	18,579	33,767
B:Nifty 50 TRI	10,847	16,086	19,646	39,163
AB:S&P BSE Sensex TRI	10,759	15,738	19,649	39,816
Inception Date : Sep 28, 2010				
Fund Manager : Mehul Dama (Since Nov 2018)				

Performance as on 30th November, 2023

B: Benchmark, AB: Additional Benchmark, TRI: Total Return Index

TRI – Total Returns Index reflects the returns on the index arising from (a) constituent stock price movements and (b) dividend receipts from constituent index stocks, thereby showing a true picture of returns.

Period for which scheme's performance has been provided is computed basis last day of the month-end preceding the date of advertisement.

The performance details provided herein are of Growth Plan (Regular Plan).

Past performance may or may not be sustained in future and the same may not necessarily provide the basis for comparison with other investment. Performance of the schemes (wherever provided) are calculated basis CAGR for the past 1 year, 3 years, 5 years and since inception. IDCWs (if any) are assumed to be reinvested at the prevailing NAV. Performance of the scheme would be Net of Dividend distribution tax, if any. Face value of scheme is Rs.10/- per unit. In case, the start/end date of the concerned period is non-business day (NBD), the NAV of the previous date is considered for computation of returns.

Finance Act 2020 has abolished dividend distribution tax on IDCW declared and paid by Mutual Fund scheme. W.e.f. 01.04.2020 IDCW received from Mutual fund scheme is taxable in the hands of investor and mutual fund scheme is required to withhold tax on IDCW as per applicable rate.

Performance of other open ended schemes managed by the same fund manager as on 30th November, 2023

Scheme Name/s	CAGR %					
	1 Year Return		3 Years Return		5 Years Return	
	Scheme	Benchmark	Scheme	Benchmark	Scheme	Benchmark
TOP 3						
CPSE ETF*	50.07	50.61	45.78	46.40	20.47	21.00
Nippon India Nifty Smallcap 250 Index Fund#	36.41	38.24	32.01	34.26	NA	NA
Nippon India Nifty Auto ETF*	33.34	33.66	NA	NA	NA	NA
Bottom 3						
Nippon India Index Fund - S&P BSE Sensex Plan#	6.79	7.59	15.46	16.27	13.57	14.46
Nippon India ETF Nifty 50 Shariah BeES*	4.48	5.51	12.59	13.79	13.41	14.65
Nippon India ETF Nifty Bank BeES*	3.62	3.76	15.03	15.25	10.64	11.15

Nippon India Nifty Smallcap 250 Index Fund has not completed 5 years, the performance details of 1 & 3 years are provided herein

Nippon India Nifty Auto ETF has not completed 3 & 5 years, the performance details of 1 years are provided herein

Mr. Mehul Dama has been managing CPSE ETF since Sept 2021

Mr. Mehul Dama has been managing Nippon India Nifty Smallcap 250 Index Fund since Oct 2020

Mr. Mehul Dama has been managing Nippon India Nifty Auto ETF since Jan 2022

Mr. Mehul Dama has been managing Nippon India Index Fund - S&P BSE Sensex Plan since Nov 2018

Mr. Mehul Dama has been managing Nippon India ETF Nifty 50 Shariah BeES since Nov 2018

Mr. Mehul Dama has been managing Nippon India ETF Nifty Bank BeES since Sep 2021

Note:

- Mr. Mehul Dama manages 26 open-ended schemes of Nippon India Mutual Fund .
- In case the number of schemes managed by a fund manager is more than six, in the performance data of other schemes, the top 3 and bottom 3 schemes managed by fund manager has been provided herein are on the basis of 1 Year CAGR returns
- Period for which scheme's performance has been provided is computed basis last day of the month-end preceding the date of advertisement
- Different schemes shall have a different expense structure.

#The performance details provided herein are of Growth Plan (Regular Plan).

*The Scheme does not offer any Plans/Options. The performance details are provided at Scheme level using IDCW Reinvestment NAV's.

Past performance may or may not be sustained in future and the same may not necessarily provide the basis for comparison with other Investment. IDCWs (if any) are assumed to be reinvested at the prevailing NAV. Performance of the scheme would be Net of Dividend distribution tax, if any. Face value of Nippon India ETF Nifty Bank BeES is Re.1/- per unit. Face Value of other schemes is Rs.10/- per unit. In case, the start/end date of the concerned period is non-business day (NBD), the NAV of the previous date is considered for computation of returns.


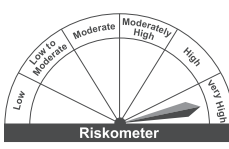
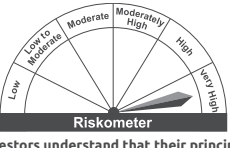
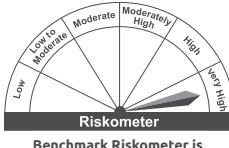
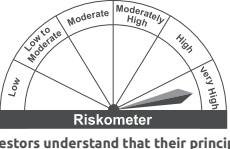
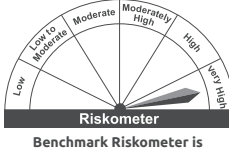

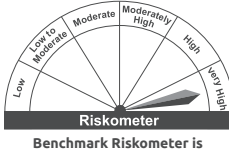

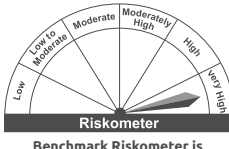

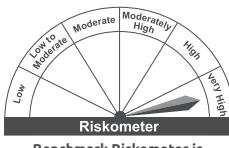
Finance Act 2020 has abolished dividend distribution tax on IDCW declared and paid by Mutual Fund scheme. W.e.f. 01.04.2020 IDCW received from Mutual fund scheme is taxable in the hands of investor and mutual fund scheme is required to withhold tax on IDCW as per applicable rate.

Scheme Features of Nippon India Index Fund – Nifty 50 Plan

Nature of Scheme	An open ended scheme replicating/tracking Nifty 50
Benchmark	Nifty 50 TRI
Fund Manager	Mehul Dama
Inception Date	September 28, 2010
Indicative Asset Allocation	Equities and equity related securities covered by Nifty 50 : 95%-100%, Cash/Tri-Party Repo on government securities or T-bills & Reverse Repo & Money Market instruments (CPs,CDs, Tbills, Mibor linked instruments with daily Put/Call options & overnight Interest rate Reset Linked Instruments)but excluding Subscription and Redemption Cash Flow #: 0%-5% #Subscription Cash Flow is the subscription money in transit before deployment and Redemption Cash Flow is the money kept aside for meeting redemptions. Please refer Scheme Information Document for more details.
Transparency/NAV Disclosure	Nippon India Mutual Fund shall declare the Net asset value of the scheme on every business day on AMFI's website www.amfi-india.com by 11:00 p.m. on the day of declaration of the NAV and also on mf.nipponindiaim.com

Load Structure	<p>Entry Load : Not Applicable</p> <p>Exit Load : 0.25% if redeemed or switched out on or before completion of 7 days from the date of allotment of units. Nil if redeemed or switched out after completion of 7 days from the date of allotment of units</p> <p>W.E.F. October 01, 2012, Exit Load If charged to the scheme shall be credited to the scheme immediately net of Goods and Service tax, if any.</p>
Options	Growth Option and Income Distribution cum Capital Withdrawal Option

Product Label

Scheme Name	This Product is suitable for Investors who are Seeking*	Fund Riskometer	Benchmark Riskometer
<p>CPSE ETF (An Open-ended Index Exchange Traded Fund)</p> <p>Benchmark : Nifty CPSE TRI</p>	<ul style="list-style-type: none"> Long-term capital appreciation Investment in Securities covered by the Nifty CPSE Index. 	 <p style="text-align: center;">Riskometer</p> <p style="text-align: center;">Investors understand that their principal will be at Very High risk</p>	 <p style="text-align: center;">Riskometer</p> <p style="text-align: center;">Benchmark Riskometer is at Very High risk</p>
<p>Nippon India Nifty Smallcap 250 Index Fund (An open ended scheme replicating/tracking Nifty Smallcap 250 Index)</p> <p>Benchmark : Nifty Smallcap 250 TRI</p>	<ul style="list-style-type: none"> Long term capital growth Investment in equity and equity related securities and portfolios replicating the composition of the Nifty Smallcap 250 Index, subject to tracking errors 	 <p style="text-align: center;">Riskometer</p> <p style="text-align: center;">Investors understand that their principal will be at Very High risk</p>	 <p style="text-align: center;">Riskometer</p> <p style="text-align: center;">Benchmark Riskometer is at Very High risk</p>
<p>Nippon India Nifty Auto ETF (An open ended scheme replicating/tracking Nifty Auto Index)</p> <p>Benchmark : Nifty Auto TRI</p>	<ul style="list-style-type: none"> Long term capital growth Investment in equity and equity related securities and portfolios replicating the composition of Nifty Auto Index, subject to tracking errors 	 <p style="text-align: center;">Riskometer</p> <p style="text-align: center;">Investors understand that their principal will be at Very High risk</p>	 <p style="text-align: center;">Riskometer</p> <p style="text-align: center;">Benchmark Riskometer is at Very High risk</p>
<p>Nippon India Index Fund - S&P BSE Sensex Plan (An open ended scheme replicating/tracking S&P BSE Sensex.)</p> <p>Benchmark : S&P BSE Sensex TRI</p>	<ul style="list-style-type: none"> Long term capital growth Investment in equity and equity related securities and portfolios replicating the composition of the sensex, subject to tracking errors. 	 <p style="text-align: center;">Riskometer</p> <p style="text-align: center;">Investors understand that their principal will be at Very High risk</p>	 <p style="text-align: center;">Riskometer</p> <p style="text-align: center;">Benchmark Riskometer is at Very High risk</p>
<p>Nippon India ETF Nifty 50 Shariah BeES (An Open Ended Index Exchange Traded Scheme)</p> <p>Benchmark : Nifty50 Shariah TRI</p>	<ul style="list-style-type: none"> Long-term capital appreciation Investment in Securities covered by Nifty50 Shariah Index 	 <p style="text-align: center;">Riskometer</p> <p style="text-align: center;">Investors understand that their principal will be at Very High risk</p>	 <p style="text-align: center;">Riskometer</p> <p style="text-align: center;">Benchmark Riskometer is at Very High risk</p>
<p>Nippon India ETF Nifty Bank BeES (An Open Ended Index Exchange Traded Scheme)</p> <p>Benchmark : Nifty Bank TRI</p>	<ul style="list-style-type: none"> Long-term capital appreciation Investment in Securities covered by Nifty Bank Index 	 <p style="text-align: center;">Riskometer</p> <p style="text-align: center;">Investors understand that their principal will be at Very High risk</p>	 <p style="text-align: center;">Riskometer</p> <p style="text-align: center;">Benchmark Riskometer is at Very High risk</p>

*Investors should consult their financial advisors if in doubt about whether the product is suitable for them.

Risk factors: The scheme invests in equity instrument and hence carries risk inherent in equities. Trading volumes, settlement periods and transfer procedures may restrict the liquidity of the investments. Investment in Money Market is subject to liquidity, credit, interest rate & reinvestment risk. For further Scheme specific risk factors, please refer the scheme information document.

Disclaimers

The views expressed herein constitute only the opinions and do not constitute any guidelines or recommendation on any course of action to be followed by the reader. This information is meant for general reading purposes only and is not meant to serve as a professional guide for the readers. Certain factual and

statistical (both historical and projected) industry and market data and other information was obtained by NAM India from independent, third-party sources that it deems to be reliable, some of which have been cited above. However, NAM India has not independently verified any of such data or other information, or the reasonableness of the assumptions upon which such data and other information was based, and there can be no assurance as to the accuracy of such data and other information. Further, many of the statements and assertions contained in these materials reflect the belief of NAM India, which belief may be based in whole or in part on such data and other information.

The Sponsor, the Investment Manager, the Trustee or any of their respective directors, employees, associates or representatives do not assume any responsibility for, or warrant the accuracy, completeness, adequacy and reliability of such information. Whilst no action has been solicited based upon the information provided herein, due care has been taken to ensure that the facts are accurate and opinions given are fair and reasonable. This information is not intended to be an offer or solicitation for the purchase or sale of any financial product or instrument. Recipients of this information should rely on information/data arising out of their own investigations. Readers are advised to seek independent professional advice, verify the contents and arrive at an informed investment decision before making any investments.

None of the Sponsor, the Investment Manager, the Trustee, their respective directors, employees, associates or representatives shall be liable for any direct, indirect, special, incidental, consequential, punitive or exemplary damages, including lost profits arising in any way from the information contained in this material. The Sponsor, the Investment Manager, the Trustee, any of their respective directors, employees including the fund managers, associates, representatives including persons involved in the preparation or issuance of this material may from time to time, have long or short positions in, and buy or sell the securities thereof, of company(ies) / specific economic sectors mentioned herein.



Mutual Fund investments are subject to market risks, read all scheme related documents carefully.