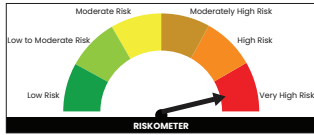
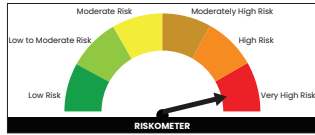


Nippon India Index Fund – Nifty 50 Plan

(An open ended scheme replicating/tracking Nifty 50)

Product label

Product label		
<p>This product is suitable for investors who are seeking*:</p> <ul style="list-style-type: none"> Long term capital growth Investment in equity and equity related securities and portfolios replicating the composition of the Nifty 50, subject to tracking errors <p>*Investors should consult their financial advisors if in doubt about whether the product is suitable for them.</p>	Scheme Riskometer	Benchmark Riskometer
	<p>Nippon India Index Fund – Nifty 50 Plan</p>  <p>The risk of the scheme is Very High</p>	<p>Nifty 50 TRI</p>  <p>The risk of the benchmark is Very High</p>

Contents

Why Index Fund?	Page 2
Strategies used through Index based Equity Index Funds	Page 2
Nippon India Index Fund – Nifty 50 Plan – Investment Objective	Page 2
Current Valuations	Page 2
About Nifty 50 Index	Page 2
Scheme Portfolio of Nippon India Index Fund – Nifty 50 Plan	Page 3
Scheme Performance of Nippon India Index Fund – Nifty 50 Plan	Page 3
Performance of other open ended schemes managed by the same fund manager	Page 4
Scheme Features Nippon India Index Fund – Nifty 50 Plan	Page 5
Product Label	Page 5
Disclaimers	Page 6

Nippon Life India Asset Management Limited (NAM India) is one of the largest asset managers with more than 28 years of experience in managing wealth of investors with a robust distribution network in India.

Why Index Fund?

- ▶ **Less of Ambiguity:** The Index funds investment strategy & stock selection is clearly defined, holding stocks as per the underlying Index in the same weightages (subject to expense ratio & tracking error).
- ▶ **Diversification** – Buying a single unit offers diversification benefit in the entire index companies.
- ▶ **Low Cost** – Generally less expensive than investing in multiple individual securities/active equity fund. (Low cost with respect to Total Expense Ratio)

Strategies used through Index based Equity Index Funds

- ▶ **Liquidity Management** – Index funds can be used for a given percentage of each asset class to provide a liquidity buffer across the asset allocation.
- ▶ **Portfolio Completion** – Index funds allow investors to gain exposure to an asset class that is under-represented in the asset allocation.
- ▶ **Cash Equitization** – Index funds assist in remaining fully invested into equity as per the allocation model, while maintaining liquidity, thus minimizing the cash drag effect on the portfolio.
- ▶ **Portfolio Transitions** – Since index funds are passive funds, they may help maintain market exposure while there are changes in sector/stock allocations in a portfolio, hence avoids the risk of missing any market movement.

Nippon India Index Fund – Nifty 50 Plan

Investment Objective : Nippon India Index Fund – Nifty 50 Plan

The primary investment objective of the scheme is to replicate the composition of the Nifty 50, with a view to generate returns that are commensurate with the performance of the Nifty 50, subject to tracking errors.

Why Invest in Nippon India Index Fund – Nifty 50 Plan

- **Nifty 50 Index is one of the best market representatives of Indian Markets:** Largest traded index in India and among the top traded indices in the world.
- **Reduce Risk** – Elimination of non-systematic risks like stock picking and portfolio manager selection, via investing in the Nifty 50 index.
- **Diversification:** Buying a single unit currently offers diversification of 50 stocks across 14 broad sectors.
- **Opportunity** – Will allow non demat account holders to seek exposure to the 50 most liquid stocks from the large cap segment of the market via investing in Nippon India Index Fund – Nifty 50 Plan.
- **SIP investments** – Investors can avail the benefit of Systematic Investment Plan (SIP).

Current Valuations – Nifty 50 Index

Date	Index Level	Price Earning (P/E)	Price to Book (P/B)	Dividend Yield (%)
29th November, 2024 (At Present)	24131.1	22.21	3.6	1.27

Source: www.nseindia.com

About Nifty 50 Index

- ▶ The Nifty 50 is a well-diversified 50 stock index accurately reflecting overall market conditions. The reward-to-risk ratio of Nifty 50 is higher than other leading indices, making it a more attractive portfolio hence offering similar returns, but at lesser risk.
- ▶ Launched on April 1996 and base date of November 03, 1995 indexed to a base value of 1,000
- ▶ **Selection Criteria:** The criteria for the Nifty 50 Index include the following:
 - The company must be domiciled in India and listed on the NSE
 - Constituents of NIFTY 100 index that are available for trading in NSE's Futures & Options segment are eligible for inclusion in the NIFTY 50 index
 - The security should have traded at an average impact cost of 0.50 % or less during the last six months for 90% of the observations for a portfolio of Rs. 10 crores
 - The average free-float market capitalisation of the constituent is at least 1.5 times the average free-float market capitalization of the smallest constituent in the index
 - The company should have a listing history of 6 months.
 - A company which comes out with an IPO will be eligible for inclusion in the index, if it fulfills the normal eligibility criteria for the index for a 1 month period instead of a 6 month period.
 - The review will take place on a semi-annual basis effective from the last trading day of March and September.

Source: NSE & NSE Indices Ltd.

Note: The performance of the scheme shall be benchmarked to the Total Return (TRI) variant of the Index chosen as a benchmark.

Scheme Portfolio of Nippon India Index Fund – Nifty 50 Plan as on 30th November, 2024

Sr. No	Stock Name	Weightage (%)	Sr. No	Stock Name	Weightage (%)
1	HDFC Bank Limited	12.57%	27	Tech Mahindra Limited	1.00%
2	ICICI Bank Limited	8.45%	28	Bajaj Auto Limited	0.92%
3	Reliance Industries Limited	8.09%	29	Oil & Natural Gas Corporation Limited	0.92%
4	Infosys Limited	6.17%	30	Grasim Industries Limited	0.89%
5	ITC Limited	4.09%	31	Hindalco Industries Limited	0.88%
6	Larsen & Toubro Limited	4.05%	32	Coal India Limited	0.87%
7	Tata Consultancy Services Limited	4.03%	33	JSW Steel Limited	0.85%
8	Bharti Airtel Limited	4.02%	34	Adani Ports and Special Economic Zone Limited	0.81%
9	Axis Bank Limited	2.99%	35	Bajaj Finserv Limited	0.80%
10	State Bank of India	2.98%	36	Shriram Finance Limited	0.78%
11	Mahindra & Mahindra Limited	2.44%	37	Cipla Limited	0.78%
12	Kotak Mahindra Bank Limited	2.39%	38	Wipro Limited	0.75%
13	Hindustan Unilever Limited	2.05%	39	Nestle India Limited	0.74%
14	HCL Technologies Limited	1.80%	40	Dr. Reddy's Laboratories Limited	0.68%
15	Sun Pharmaceutical Industries Limited	1.77%	41	HDFC Life Insurance Company Limited	0.65%
16	Bajaj Finance Limited	1.70%	42	Apollo Hospitals Enterprise Limited	0.64%
17	NTPC Limited	1.59%	43	Eicher Motors Limited	0.61%
18	Tata Motors Limited	1.54%	44	IndusInd Bank Limited	0.61%
19	Trent Limited	1.39%	45	SBI Life Insurance Company Limited	0.59%
20	Power Grid Corporation of India Limited	1.38%	46	Tata Consumer Products Limited	0.58%
21	Maruti Suzuki India Limited	1.34%	47	Hero MotoCorp Limited	0.57%
22	Titan Company Limited	1.24%	48	Britannia Industries Limited	0.54%
23	UltraTech Cement Limited	1.18%	49	Adani Enterprises Limited	0.53%
24	Tata Steel Limited	1.11%	50	Bharat Petroleum Corporation Limited	0.52%
25	Asian Paints Limited	1.04%	51	Cash & Other Receivables	0.07%
26	Bharat Electronics Limited	1.02%			
Total					100.00%

Note: The stocks mentioned form a part of the portfolio of the scheme and may or may not form a part of the portfolio in future. Please read Scheme Information Document carefully for more details and risk factors.

Scheme Performance Nippon India Index Fund – Nifty 50 Plan as on 29th November, 2024

Nippon India Index Fund – Nifty 50 Plan (Regular Plan)

NAV as on November 29, 2024: ₹40.6820

Particulars	CAGR %			
	1 Year	3 Years	5 Years	Since Inception
Nippon India Index Fund – Nifty 50 Plan	20.48	12.88	15.00	10.40
B:Nifty 50 TRI	21.27	13.76	16.21	11.61
AB:BSE Sensex TRI	20.59	13.28	15.74	11.70
Value of ₹10000 Invested				
Nippon India Index Fund – Nifty 50 Plan	12,048	14,382	20,133	40,682
B:Nifty 50 TRI	12,127	14,723	21,208	47,494
AB:BSE Sensex TRI	12,059	14,535	20,783	48,013
Inception Date : Sep 28, 2010				
Fund Manager : Himanshu Mange (Since Dec, 2023)				

Nippon India Index Fund – Nifty 50 Plan (Direct Plan)

NAV as on November 29, 2024: ₹43.7169

Particulars	CAGR %			
	1 Year	3 Years	5 Years	Since Inception
Nippon India Index Fund – Nifty 50 Plan	20.91	13.45	15.81	13.40
B:Nifty 50 TRI	21.27	13.76	16.21	13.84
AB:BSE Sensex TRI	20.59	13.28	15.74	14.00
Value of ₹10000 Invested				
Nippon India Index Fund – Nifty 50 Plan	12,091	14,602	20,849	44,742
B:Nifty 50 TRI	12,127	14,723	21,208	46,895
AB:BSE Sensex TRI	12,059	14,535	20,783	47,666
Inception Date : Sep 28, 2010				
Fund Manager : Himanshu Mange (Since Dec, 2023)				

Performance as on 30th November, 2024

B: Benchmark, AB: Additional Benchmark, TRI: Total Return Index

TRI – Total Returns Index reflects the returns on the index arising from (a) constituent stock price movements and (b) dividend receipts from constituent index stocks, thereby showing a true picture of returns.

Period for which scheme's performance has been provided is computed basis last day of the month-end preceding the date of advertisement.

The performance details provided herein are of Growth Plan (Regular Plan).

Past performance may or may not be sustained in future and the same may not necessarily provide the basis for comparison with other investment. Performance of the schemes (wherever provided) are calculated basis CAGR for the past 1 year, 3 years, 5 years and since inception. IDCWs (if any) are assumed to be reinvested at the prevailing NAV. Performance of the scheme would be Net of Dividend distribution tax, if any. Face value of scheme is Rs.10/- per unit. In case, the start/end date of the concerned period is non-business day (NBD), the NAV of the previous date is considered for computation of returns.

Finance Act 2020 has abolished dividend distribution tax on IDCW declared and paid by Mutual Fund scheme. W.e.f. 01.04.2020 IDCW received from Mutual fund scheme is taxable in the hands of investor and mutual fund scheme is required to withhold tax on IDCW as per applicable rate.

Performance of other open ended schemes managed by the same fund manager as on 30th November, 2024

Scheme Name/s	CAGR %					
	1 Year Return		3 Years Return		5 Years Return	
	Scheme	Benchmark	Scheme	Benchmark	Scheme	Benchmark
TOP 3						
CPSE ETF*	57.11	57.38	46.13	46.64	31.12	31.63
Nippon India ETF Nifty Next 50 Junior BeES*	47.83	48.24	19.89	20.18	20.52	20.83
Nippon India Nifty Next 50 Junior BeES FoF#	47.46	48.24	19.35	20.18	20.08	20.83
Bottom 3						
Nippon India ETF Nifty 50 Shariah BeES*	19.48	21.02	7.69	8.85	16.52	17.82
Nippon India ETF Nifty Bank BeES*	17.81	18.07	14.13	14.36	10.37	10.89
Nippon India Silver ETF Fund of Fund#	15.81	17.67	NA	NA	NA	NA

Nippon India Silver ETF Fund of Fund have not completed 3 & 5 years, the performance details of 1 years are provided herein.

Mr. Himanshu Mange has been managing CPSE ETF since Dec 2023

Mr. Himanshu Mange has been managing Nippon India ETF Nifty Next 50 Junior BeES since Dec 2023

Mr. Himanshu Mange has been managing Nippon India Nifty Next 50 Junior BeES FoF since Dec 2023

Mr. Himanshu Mange has been managing Nippon India ETF Nifty 50 Shariah BeES since Dec 2023

Mr. Himanshu Mange has been managing Nippon India ETF Nifty Bank BeES since Dec 2023

Mr. Himanshu Mange has been managing Nippon India Silver ETF Fund of Fund since Dec 2023

Note:

- Mr. Himanshu Mange manages 30 open-ended schemes of Nippon India Mutual Fund.
- In case the number of schemes managed by a fund manager is more than six, in the performance data of other schemes, the top 3 and bottom 3 schemes managed by fund manager has been provided herein are on the basis of 1 Year CAGR returns
- Period for which scheme's performance has been provided is computed basis last day of the month-end preceding the date of advertisement
- Different schemes shall have a different expense structure.

The performance details provided herein are of Growth Plan (Regular Plan).

*The Scheme does not offer any Plans/Options. The performance details are provided at Scheme level using IDCW Reinvestment NAV's.

Past performance may or may not be sustained in future and the same may not necessarily provide the basis for comparison with other Investment. IDCWs (if any) are assumed to be reinvested at the prevailing NAV. Performance of the scheme would be Net of Dividend distribution tax, if any. Face value of Nippon India ETF Nifty Bank BeES is Re.1/- per unit. Face Value of other schemes is Rs.10/- per unit. Face value of Nippon India ETF Nifty Next 50 Junior BeES is 1.25 per unit. In case, the start/end date of the concerned period is non-business day (NBD), the NAV of the previous date is considered for computation of returns.


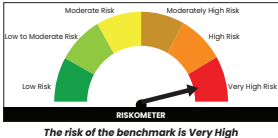
Finance Act 2020 has abolished dividend distribution tax on IDCW declared and paid by Mutual Fund scheme. W.e.f. 01.04.2020 IDCW received from Mutual fund scheme is taxable in the hands of investor and mutual fund scheme is required to withhold tax on IDCW as per applicable rate.

Scheme Features of Nippon India Index Fund – Nifty 50 Plan

Nature of Scheme	An open ended scheme replicating/tracking Nifty 50
Benchmark	Nifty 50 TRI
Fund Manager	Himanshu Mange (Since Dec, 2023)
Inception Date	September 28, 2010
Indicative Asset Allocation	Equities and equity related securities covered by Nifty 50 : 95%-100%, Cash/Tri-Party Repo on government securities or T-bills & Reverse Repo & Money Market instruments (CPs,CDs, Tbills, Mibor linked instruments with daily Put/Call options & overnight Interest rate Reset Linked Instruments)but excluding Subscription and Redemption Cash Flow #: 0%-5% #Subscription Cash Flow is the subscription money in transit before deployment and Redemption Cash Flow is the money kept aside for meeting redemptions. Please refer Scheme Information Document for more details.
Transparency/NAV Disclosure	Nippon India Mutual Fund shall declare the Net asset value of the scheme on every business day on AMFI's website www.amfi-india.com by 11:00 p.m. on the day of declaration of the NAV and also on mf.nipponindiam.com
Load Structure	Exit Load : 0.25% if redeemed or switched out on or before completion of 7 days from the date of allotment of units. Nil if redeemed or switched out after completion of 7 days from the date of allotment of units W.E.F. October 01, 2012, Exit Load If charged to the scheme shall be credited to the scheme immediately net of Goods and Service tax, if any.
Options	Growth Option and Income Distribution cum Capital Withdrawal Option

Product Label

Scheme Name	This Product is suitable for Investors who are Seeking*	Scheme Riskometer	Benchmark Riskometer
CPSE ETF (An Open-ended Index Exchange Traded Fund) Benchmark : Nifty CPSE TRI	<ul style="list-style-type: none"> Long-term capital appreciation Investment in Securities covered by the Nifty CPSE Index. 	<p style="text-align: center; font-weight: bold; font-size: small;">The risk of the scheme is Very High</p>	<p style="text-align: center; font-weight: bold; font-size: small;">The risk of the benchmark is Very High</p>
Nippon India ETF Nifty Next 50 Junior BeES (An Open-ended Index Exchange Traded Fund) Benchmark : Nifty Next 50 TRI	<ul style="list-style-type: none"> Long-term capital appreciation Investment in Securities covered by Nifty Next 50 Index 	<p style="text-align: center; font-weight: bold; font-size: small;">The risk of the scheme is Very High</p>	<p style="text-align: center; font-weight: bold; font-size: small;">The risk of the benchmark is Very High</p>
Nippon India Nifty Next 50 Junior BeES FoF (An Open Ended fund of funds scheme investing in Nippon India ETF Nifty Next 50 Junior BeES.) Benchmark : Nifty Next 50 TRI	<ul style="list-style-type: none"> Long-term capital appreciation Returns that will commensurate with the performance of Nippon India ETF Nifty Next 50 Junior BeES. 	<p style="text-align: center; font-weight: bold; font-size: small;">The risk of the scheme is Very High</p>	<p style="text-align: center; font-weight: bold; font-size: small;">The risk of the benchmark is Very High</p>
Nippon India ETF Nifty 50 Shariah BeES (The fund employs a passive investment approach designed to track the performance of Nifty50 Shariah TRI. The fund seeks to achieve this goal by investing in securities constituting the Nifty50 Shariah Index in same proportion as in the Index.) Benchmark : Nifty50 Shariah TRI	<ul style="list-style-type: none"> Long-term capital appreciation Investment in Securities covered by Nifty50 Shariah Index 	<p style="text-align: center; font-weight: bold; font-size: small;">The risk of the scheme is Very High</p>	<p style="text-align: center; font-weight: bold; font-size: small;">The risk of the benchmark is Very High</p>
Nippon India ETF Nifty Bank BeES (An Open Ended Index Exchange Traded Scheme.) Benchmark : Nifty Bank TRI	<ul style="list-style-type: none"> Long-term capital appreciation Investment in Securities covered by Nifty Bank Index 	<p style="text-align: center; font-weight: bold; font-size: small;">The risk of the scheme is Very High</p>	<p style="text-align: center; font-weight: bold; font-size: small;">The risk of the benchmark is Very High</p>

<p>Nippon India Silver ETF Fund of Fund (An Open Ended Fund of Fund scheme investing in units of Nippon India Silver ETF.)</p> <p>Benchmark : Domestic Price of Silver (based on LBMA Silver daily spot fixing price)</p>	<ul style="list-style-type: none"> • Long term capital growth • Returns that are commensurate with the performance of Nippon India Silver ETF through investment in units of Nippon India Silver ETF 	 <p>The risk of the scheme is Very High</p>	 <p>The risk of the benchmark is Very High</p>
---	--	---	---

*Investors should consult their financial advisors if in doubt about whether the product is suitable for them.

Risk factors: The scheme invests in equity instrument and hence carries risk inherent in equities. Trading volumes, settlement periods and transfer procedures may restrict the liquidity of the investments. Investment in Money Market is subject to liquidity, credit, interest rate & reinvestment risk. For further Scheme specific risk factors, please refer the scheme information document.

Disclaimers

The views expressed herein constitute only the opinions and do not constitute any guidelines or recommendation on any course of action to be followed by the reader. This information is meant for general reading purposes only and is not meant to serve as a professional guide for the readers. Certain factual and statistical (both historical and projected) industry and market data and other information was obtained by NAM India from independent, third-party sources that it deems to be reliable, some of which have been cited above. However, NAM India has not independently verified any of such data or other information, or the reasonableness of the assumptions upon which such data and other information was based, and there can be no assurance as to the accuracy of such data and other information. Further, many of the statements and assertions contained in these materials reflect the belief of NAM India, which belief may be based in whole or in part on such data and other information.

The Sponsor, the Investment Manager, the Trustee or any of their respective directors, employees, associates or representatives do not assume any responsibility for, or warrant the accuracy, completeness, adequacy and reliability of such information. Whilst no action has been solicited based upon the information provided herein, due care has been taken to ensure that the facts are accurate and opinions given are fair and reasonable. This information is not intended to be an offer or solicitation for the purchase or sale of any financial product or instrument. Recipients of this information should rely on information/data arising out of their own investigations. Readers are advised to seek independent professional advice, verify the contents and arrive at an informed investment decision before making any investments.



None of the Sponsor, the Investment Manager, the Trustee, their respective directors, employees, associates or representatives shall be liable for any direct, indirect, special, incidental, consequential, punitive or exemplary damages, including lost profits arising in any way from the information contained in this material. The Sponsor, the Investment Manager, the Trustee, any of their respective directors, employees including the fund managers, associates, representatives including persons involved in the preparation or issuance of this material may from time to time, have long or short positions in, and buy or sell the securities thereof, of company(ies) / specific economic sectors mentioned herein.

Mutual Fund investments are subject to market risks, read all scheme related documents carefully.