



Look East!

# Nippon India Japan Equity Fund

(An open ended equity scheme following Japan focused theme)

- » The Fund invests in equity and equity related securities of companies listed on the recognized stock exchanges of Japan.
- » The Fund aims to provides an opportunity to benefit from low correlation between Indian and Japanese equities.

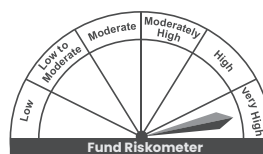
Contact your Mutual Fund Distributor | Visit : <https://mf.nipponindiaim.com>  
 Customer Care : 1860 266 0111#, 91-22-69259696# (For investors outside India)

**This product is suitable for investors who are seeking\***

- Long term capital growth.
- Investment in equity and equity related securities of companies listed on recognized stock exchange of Japan.

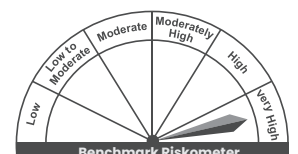
\*Investors should consult their financial advisors if in doubt about whether the product is suitable for them.

Nippon India Japan Equity Fund



Investors understand that their principal will be at Very High risk

AMFI Tier I Benchmark - S&P Japan 500 TRI



Benchmark Riskometer is at Very High risk

# Charges applicable.

## Investment Objective

The primary investment objective of Nippon India Japan Equity Fund is to provide long term capital appreciation to investors by primarily investing in equity and equity related securities of companies listed on the recognized stock exchanges of Japan and the secondary objective is to generate consistent returns by investing in debt and money market securities of India. However, there can be no assurance or guarantee that the investment objective of the scheme will be achieved.

<b>Inception Date</b>	26th August 2014
<b>Fund Manager</b>	Kinjal Desai
<b>Benchmark (as of September 30, 2024)</b>	AMFI Tier I Benchmark – S&P Japan 500 TRI
<b>Month end AUM as on September 30, 2024</b>	Rs. 272.76 Crs
<b>Load Structure</b>	Entry Load: Not Applicable Exit Load: 1% if redeemed or switched out on or before completion of 1 year from the date of allotment of units. Nil, thereafter.

## Current Investment Philosophy

The Fund endeavors to create a portfolio of companies which may be the leaders or potential leaders in the growth oriented sectors of Japan and are listed on recognized stock exchanges of Japan, using a blend of top down and bottom up approach without any extreme sector bias.

## Asset Allocation: As on September 30, 2024

<b>Equities</b>	92.22%
<b>Cash and Other Receivables</b>	7.78%

## Top 10 Stock Holdings: As on September 30, 2024

<b>Stocks</b>	<b>Weightage (%)</b>
Daikin Industries Ltd	3.48
Hitachi Ltd	3.38
Tokyo Electron Ltd	3.34
Nippon Yusen Kabushiki Kaisha	3.33
Mitsui & Co Ltd	3.31
BayCurrent Consulting Inc	3.24
Komatsu Ltd	3.20
Fast Retailing Co Ltd	3.19
SMC Corp	3.17
Shin Etsu Chemical Co	3.16

## Top 10 Sectors: As on September 30, 2024

<b>Sectors</b>	<b>Allocation (%)</b>
Automotive Parts & Equipment	6.04%
Diversified Real Estate Activities	5.68%
Building Products	3.48%
Industrial Conglomerates	3.38%
Semiconductor Materials & Equipment	3.34%
Marine Transportation	3.33%
Trading Companies & Distributors	3.31%
Research & Consulting Services	3.24%
Construction Machinery & Heavy Transportation Equipment	3.20%
Apparel Retail	3.19%

MSCI Classification


**Note:** For complete portfolio, please refer website [mf.nipponindiaim.com](http://mf.nipponindiaim.com). Current Portfolio Allocation is based on the prevailing market conditions and is subject to changes depending on the fund manager's view of the equity markets. Sector(s) / Stock(s) / Issuer(s) mentioned above are for the purpose of disclosure of the portfolio of the Scheme(s) and should not be construed as recommendation.

**Common Source: MFI**

**General Disclaimer:** Data as on September 30, 2024. Past Performance may or may not be sustained in future. Sector(s)/ Stock(s)/ Issuer(s) mentioned above are for the purpose of disclosure of the portfolio of the scheme(s) and should not be construed as a recommendation. The Fund manager(s) may or may not choose to hold the stock mentioned, from time to time. Investors are requested to consult their financial, tax and other advisors before taking any investment decision(s).

**Risk factor & Disclaimer:** Trading volumes and settlement periods may restrict liquidity in equity and debt investments. Investment in Debt is subject to price, credit, and interest rate risk. The NAV of the Scheme may be affected, inter alia, by changes in the market conditions, interest rates, trading volumes, settlement periods and transfer procedures. The NAV may also be subjected to risk associated with investment in derivatives, foreign securities or script lending as may be permissible by the Scheme Information Document. For further details, please refer Scheme Information Document (SID).

The views being expressed only constitute opinions and therefore cannot be considered as guidelines, recommendations or as a professional guide for the readers. Before making any investments, the readers are advised to seek independent professional advice, verify the contents in order to arrive at an informed investment decision. None of the Sponsor, the Investment Manager, the Trustee, their respective directors, employees, associates or representatives shall be liable in any way for any direct, indirect, special, incidental, consequential, punitive or exemplary damages, including on account of lost profits arising from the information contained in this material.



**Mutual Fund Investments are subject to market risks, read all scheme related documents carefully.**