

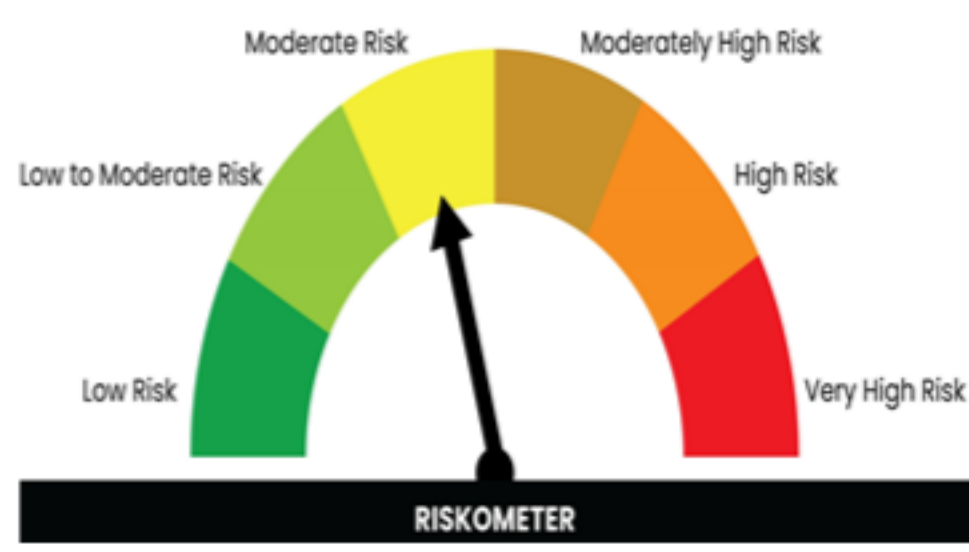
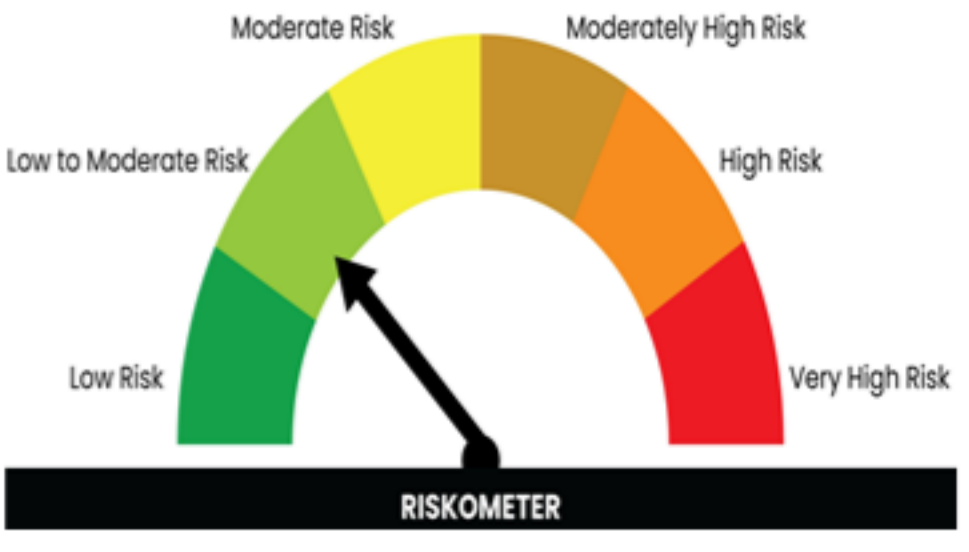
Nippon India Liquid Fund

(An Open Ended Liquid Scheme. Relatively Low interest rate risk and moderate Credit Risk)

Investment Horizon: 15 Days to 1 Month

Contact your Mutual Fund Distributor | Call 1860 266 0111#, 91-22-6925 9696# (For investors outside India) | Visit mf.nipponindiaim.com

#Charges applicable.

Product label		Potential Risk Class																					
<p>This product is suitable for investors who are seeking*</p> <ul style="list-style-type: none"> Income over short term Investment in debt and money market instruments <p>*Investors should consult their financial advisors if in doubt about whether the product is suitable for them.</p>	<p>Nippon India Liquid Fund</p>  <p>Investors understand that their principal will be at Moderate risk</p>	<p>NIFTY Liquid Index A-I</p>  <p>Benchmark Riskometer is at Low to Moderate risk</p>	<table border="1"> <tr> <td>Credit Risk →</td> <td>Relatively Low (Class A)</td> <td>Moderate (Class B)</td> <td>Relatively High (Class C)</td> </tr> <tr> <td>Interest Rate Risk ↓</td> <td></td> <td></td> <td></td> </tr> <tr> <td>Relatively Low (Class I)</td> <td></td> <td>B-I</td> <td></td> </tr> <tr> <td>Moderate (Class II)</td> <td></td> <td></td> <td></td> </tr> <tr> <td>Relatively High (Class III)</td> <td></td> <td></td> <td></td> </tr> </table>	Credit Risk →	Relatively Low (Class A)	Moderate (Class B)	Relatively High (Class C)	Interest Rate Risk ↓				Relatively Low (Class I)		B-I		Moderate (Class II)				Relatively High (Class III)			
	Credit Risk →	Relatively Low (Class A)	Moderate (Class B)	Relatively High (Class C)																			
	Interest Rate Risk ↓																						
	Relatively Low (Class I)		B-I																				
Moderate (Class II)																							
Relatively High (Class III)																							

Mutual Fund investments are subject to market risks, read all scheme related documents carefully.

What are liquid funds?

- ❖ Liquid funds are open ended mutual fund schemes which help manage short term cash surpluses of investors and endeavor to provide optimal returns with low levels of risk and high liquidity
- ❖ These funds generate returns through interest accrual by investing in money market instruments like commercial papers, certificate of deposits, Repos/Tri-party Repo on G-sec or T-bills and in short term debt instruments

When should you invest in Liquid Funds?

Ideally one should invest in liquid funds, when there is surplus money lying idle and needs to be deployed for a short period of time. These funds would invest in very short term debt & money market instruments (upto 91 days), which generally have good credit quality, providing easy liquidity and returns in line with that prevailing at the market conditions at the shorter end of the yield curve.

Benefits

- ❖ **Minimal capital Risk:** Liquid funds invest in good credit quality assets, signifying lower credit risk. The scheme invests in instruments with a maturity profile of 91 days or below. The very short maturity of the Securities helps minimize the MTM volatility in the portfolio thus minimizing capital risk
- ❖ **Return Efficiency:** Investors start earning returns from the date of investment itself thus minimizing any return leak- age
- ❖ **Optimizing cash management:** Investors could even invest for as less as one day, in order to optimally use the fund for their cash management purposes

Nippon India Liquid Fund

Is an open ended liquid scheme with the objective to generate optimal returns consistent with moderate levels of risk and high liquidity by investing in debt and money market instruments.

It will be a mix portfolio with a varying allocation to the above mentioned instruments with a view to optimize returns along with adequate liquidity. The fund intends to maintain an average maturity in the range of 30-75 days.

Note: Above mentioned current investment strategy is based on the prevailing market conditions and is subject to change within the limits of the SID basis the Fund manager's view.

Scheme Features

Inception Date	December 09, 2003
Fund Manager#	Vikash Agarwal, Siddharth Deb

Monthend AUM as on November 30, 2024	Rs. 32,107.82Crs	
Plans & Options	Growth option & IDCW option (Payout Option & Reinvestment Option) Direct Plan: Growth option & IDCW option (Payout Option & Reinvestment Option) Frequency Under IDCW Payout Option: Monthly & Quarterly Under IDCW Reinvestment: Daily, Weekly, Monthly, Quarterly	
Minimum Application Amount	Daily IDCW Option- Rs.10,000 & in multiples of Re. 1 thereafter; Weekly IDCW Option- Rs.5,000 & in multiples of Re. 1 thereafter; Other Plans and Options- Rs.100 & in multiples of Re. 1 thereafter	
Benchmark	NIFTY Liquid Index A-I	
Exit Load (w.e.f. Oct 20, 2019)	Investor exit upon Subscription	Exit Load as % of redemption/switchout amount (including systematic transactions)
	Up to Day 1	0.0070%
	Day 2	0.0065%
	Day 3	0.0060%
	Day 4	0.0055%
	Day 5	0.0050%
	Day 6	0.0045%
	Day 7 onwards	0.0000%

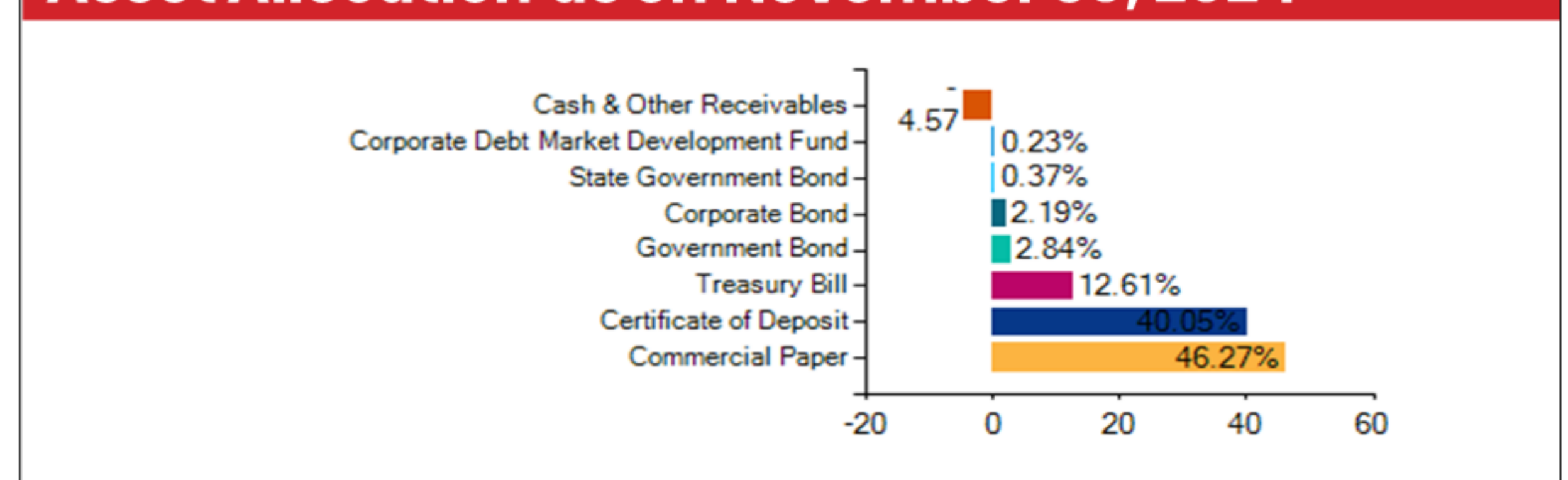
Kinjal Desai: Dedicated Fund Manager for Overseas Investments

Note- IDCW: Income Distribution cum capital withdrawal Options/ Plans.

Scheme Attributes as on November 30, 2024

Weighted Average YTM	7.19%
Modified Duration	51 Days
Weighted Average Maturity	56 Days

Asset Allocation as on November 30, 2024



Portfolio as on November 30, 2024

Company/Issuer	Rating	%of Assets
Certificate of Deposit		40.05%
Punjab National Bank	CRISIL A1+	7.55%
Bank of Baroda	FITCH A1+	5.54%
HDFC Bank Limited	CRISIL A1+/CARE A1+/ICRA A1+	4.84%
Bank of India	CRISIL A1+	4.59%
IDBI Bank Limited	CRISIL A1+	3.85%
Axis Bank Limited	CRISIL A1+	3.18%
Punjab & Sind Bank	ICRA A1+	2.62%
Union Bank of India	FITCH A1+/ICRA A1+	2.23%
IDFC First Bank Limited	CRISIL A1+	1.93%
State Bank of India	CRISIL A1+	1.55%
Indian Bank	CRISIL A1+	0.77%
National Bank For Agriculture and Rural Development	CRISIL A1+	0.54%
Canara Bank	CRISIL A1+	0.39%
IndusInd Bank Limited	CRISIL A1+	0.31%
Small Industries Dev Bank of India	CARE A1+	0.08%
AU Small Finance Bank Limited	CARE A1+	0.08%
ICICI Bank Limited	ICRA A1+	0.02%
Commercial Paper		46.27%
ICICI Securities Limited	CRISIL A1+	3.6%
Tata Steel Limited	ICRA A1+	3.24%
National Bank For Agriculture and Rural Development	ICRA A1+/CRISIL A1+	3.08%
Reliance Retail Ventures Limited	CRISIL A1+	2.94%
Poonawalla Fincorp Limited	CRISIL A1+/CARE A1+	2.61%
Export Import Bank of India	CRISIL A1+	1.78%
Reliance Jio Infocomm Limited	CRISIL A1+	1.55%
Kotak Securities Limited	CRISIL A1+/ICRA A1+	1.54%
Tata Power Company Limited	FITCH A1+	1.54%
Larsen & Toubro Limited	CRISIL A1+	1.53%
Sikka Ports and Terminals Limited (Mukesh Ambani Group)	CRISIL A1+	1.38%
Piramal Capital & Housing Finance Limited	CRISIL A1+	1.38%
Axis Securities Limited	CRISIL A1+	1.38%
Tata Power Renewable Energy Limited (Tata Group)	CRISIL A1+	1.23%
Julius Baer Capital India Pvt Ltd	CRISIL A1+	1.23%
Birla Group Holdings Private Limited	CRISIL A1+	1.22%
Tata Capital Limited	ICRA A1+/CRISIL A1+	1.16%
Bajaj Financial Securities Limited	CRISIL A1+	1.08%
Godrej Industries Limited	CRISIL A1+/ICRA A1+	0.93%

L&T Metro Rail (Hyderabad) Limited (Guarantee by L&T Ltd.)	CRISIL A1+	0.92%
HDFC Securities Limited	CRISIL A1+	0.77%
Tata Communications Limited	CRISIL A1+	0.73%
Panatone Finvest Limited	CARE A1+	0.71%
Aditya Birla Finance Limited	FITCH A1+	0.7%
Aditya Birla Money Limited	CRISIL A1+	0.65%
PNB Housing Finance Limited	CRISIL A1+	0.62%
Network18 Media & Investments Limited	FITCH A1+/CARE A1+	0.61%
Godrej Finance Limited	CRISIL A1+	0.61%
Hero Fincorp Limited	ICRA A1+	0.61%
GIC Housing Finance Limited	ICRA A1+	0.54%
IGH Holdings Private Limited	CRISIL A1+	0.46%
SBICAP Securities Limited	CRISIL A1+	0.46%
Kisetsu Saison Fin Ind Pvt Ltd	CRISIL A1+	0.46%
Godrej Properties Limited	ICRA A1+	0.46%
Tata Consumer Products Limited	ICRA A1+	0.31%
360 One Prime Limited	CRISIL A1+	0.31%
Nu Vista Limited	CRISIL A1+	0.31%
Seil Energy India Limited	ICRA A1+	0.31%
Nuvoco Vistas Corporation Limited (Nirma Group)	CRISIL A1+	0.31%
Aseem Infrastructure Finance Limited (NIIF GROUP)	FITCH A1+	0.31%
360 One WAM Limited	CARE A1+	0.23%
CNH Industrial Capital India Private Limited	CRISIL A1+	0.16%
Mankind Pharma Limited	CRISIL A1+	0.15%
Pilani Investment and Industries Corporation Limited	CRISIL A1+	0.08%
Barclays Investments & Loans (India) Private Limited	CRISIL A1+	0.08%
Corporate Bond		2.19%
LIC Housing Finance Limited	CRISIL AAA	0.62%
National Bank For Agriculture and Rural Development	CRISIL AAA/ICRA AAA	0.34%
REC Limited	CRISIL AAA	0.3%
Power Finance Corporation Limited	CRISIL AAA	0.28%
Bharti Telecom Limited	CRISIL AA+	0.26%
National Housing Bank	CRISIL AAA	0.23%
Cholamandalam Investment and Finance Company Ltd	ICRA AA+	0.16%
Government Bond		2.84%
Government of India	SOV	2.84%
State Government Bond		0.37%
State Government Securities	SOV	0.37%
Treasury Bill		12.61%
Government of India	SOV	12.61%
Corporate Debt Market Development Fund		0.23%
Corporate Debt Market Development Fund Class A2		0.23%
Cash & Other Receivables		-4.57%
Grand Total		100%

Risk factors:

Trading volumes and settlement periods may restrict liquidity in debt investments. Investment in Debt is subject to price, credit, and interest rate risk. The NAV of the Scheme may be affected, inter alia, by changes in the market conditions, interest rates, trading volumes, settlement periods and transfer procedures. The NAV may also be subjected to risk associated with investment in derivatives, foreign securities or script lending as may be permissible by the Scheme Information Document.

Disclaimers:

The information herein above is meant only for general reading purposes and the views being expressed only constitute opinions and therefore cannot be considered as guidelines, recommendations or as a professional guide for the readers. Before making any investments, the readers are advised to seek independent professional advice, verify the contents in order to arrive at an informed investment decision. None of the Sponsor, the Investment Manager, the Trustee, their respective directors, employees, associates or representatives shall be liable in any way for any direct, indirect, special, incidental, consequential, punitive or exemplary damages, including on account of lost profits arising from the information contained in this material.



Mutual Fund Investments are subject to market risks, read all scheme related documents carefully.