



## Thinking where to park your idle money in the short term?

### Nippon India Low Duration Fund

(An open ended low duration debt scheme investing in debt and money market instruments such that the Macaulay duration of the portfolio is between 6 - 12 months. Relatively High interest rate risk and moderate Credit Risk)

**Investment Horizon: 6-12 months**

Contact your Mutual Fund Distributor | Call 1860 266 0111#, 91-22-6925 9696# (For investors outside India) | Visit [mf.nipponindiaim.com](http://mf.nipponindiaim.com)

#### Product label

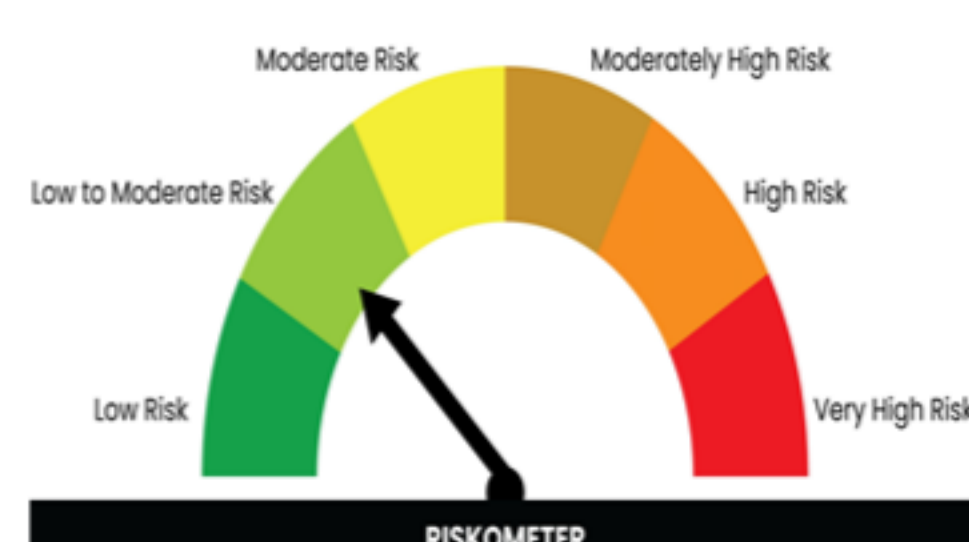
#### Potential Risk Class

**This product is suitable for investors who are seeking\***

- Income over short term
- Investment in debt and money market instruments such that Macaulay duration of the portfolio is between 6 - 12 months

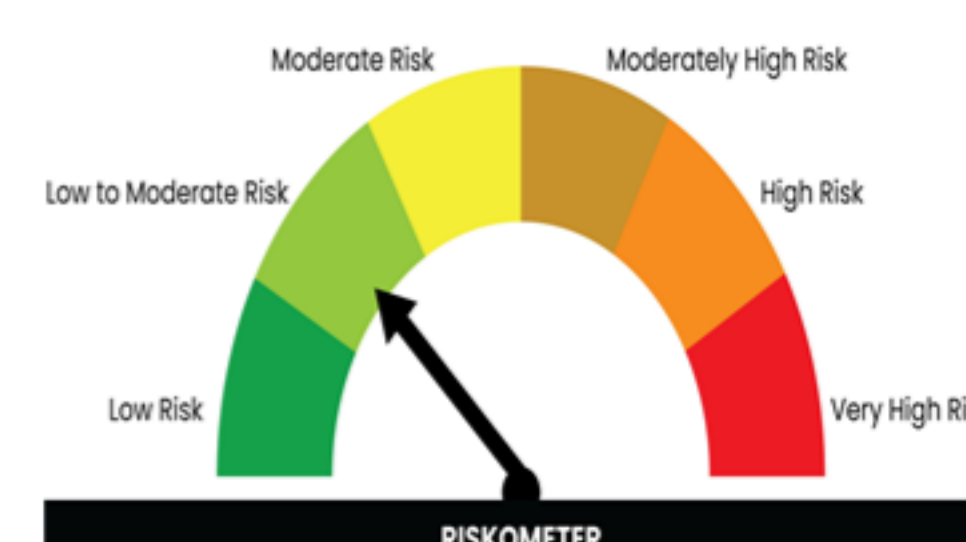
\*Investors should consult their financial advisors if in doubt about whether the product is suitable for them.

#### Nippon India Low Duration Fund



Investors understand that their principal will be at Low to Moderate risk

#### CRISIL Low Duration Debt A-I Index



Benchmark Riskometer is at Low to Moderate risk

Credit Risk →	Relatively Low (Class A)	Moderate (Class B)	Relatively High (Class C)
Interest Rate Risk ↓			
Relatively Low (Class I)			
Moderate (Class II)			
Relatively High (Class III)		B-III	

**Mutual Fund investments are subject to market risks, read all scheme related documents carefully.**

## About Nippon India Low Duration Fund

The fund is managed as a low maturity fund which invests predominantly in upto 2-6 months money market assets with a small allocation to 9-18 month assets (typically not more than 30% of the portfolio).

The fund manager endeavors to provide a moderate yield pick up over the liquid funds, with relatively lower reinvestment risks.

## Current Investment Strategy

- ❖ Fund endeavors to invest more than 80% in AAA/A1+ rated instruments
- ❖ Fund intends to maintain portfolio duration in the range of 180 to 365 days
- ❖ The fund would invest predominantly in securities with maturities upto 12 months and some allocation in securities with maturities upto 3 years
- ❖ These assets also provide capital gains as they roll down to lower maturity

**Note:** Above mentioned current investment strategy is based on the prevailing market conditions and is subject to change within the limits of the SID basis the fund manager's view.

## Scheme Features

<b>Inception Date</b>	March 20, 2007
<b>Fund Manager#</b>	Vivek Sharma
<b>Benchmark</b>	CRISIL Low Duration Debt A-I Index
<b>Minimum Application Amount</b>	Daily IDCW Option- Rs.10,000 & in multiples of Re. 1 thereafter; Weekly IDCW Option- Rs.5,000 & in multiples of Re. 1 thereafter; Other Plans and Options- Rs.500 & in multiples of Re. 1 thereafter
<b>Monthend AUMs on November 30, 2024</b>	Rs. 9,003.76 Crs
<b>Plans &amp; Options</b>	i) Growth Plan/Direct Plan - Growth Plan: Growth Option ii) a) IDCW Plan/ Direct Plan - IDCW Plan - IDCW Option b) IDCW Plan/ Direct Plan - IDCW Plan with the frequency of Daily (only reinvestment option) Weekly, Monthly, Quarterly) Both the above mentioned IDCW plan/ Direct Plan - IDCW Plan offers Payout of IDCW and Reinvestment of IDCW facility.
<b>Exit Load</b>	Nil

# **Kinjal Desai:** Dedicated Fund Manager for Overseas Investments

**Note-** IDCW: Income Distribution cum capital withdrawal Options/ Plans.

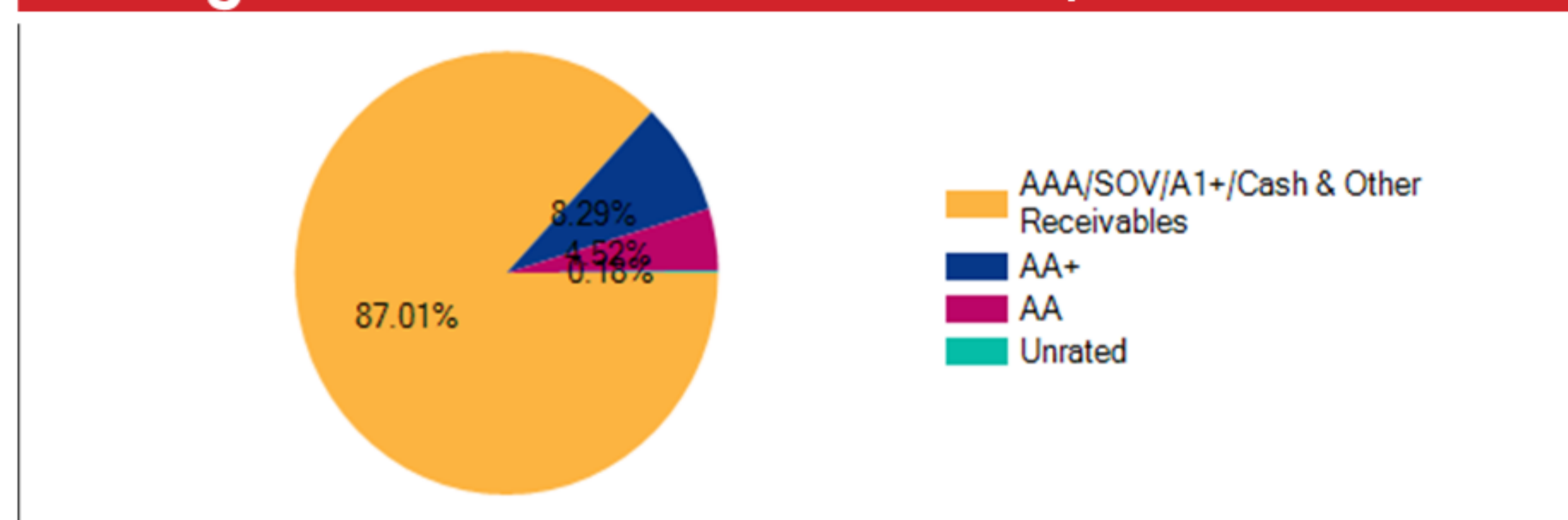
## Why Invest in Nippon India Low Duration Fund

- ❖ This fund offers investors an opportunity to participate at the shorter end of the yield curve. The nature of the fund provides greater flexibility in portfolio construct with low capital risk positioning
- ❖ The portfolio predominantly invests in good credit quality instruments and endeavors to provide moderate yield pick up with low volatility

## Ideal Investment Horizon

Ideal for Investors with short term investment horizon (6 to 12 months) and a moderately low risk appetite

## Rating Profile as on November 30, 2024

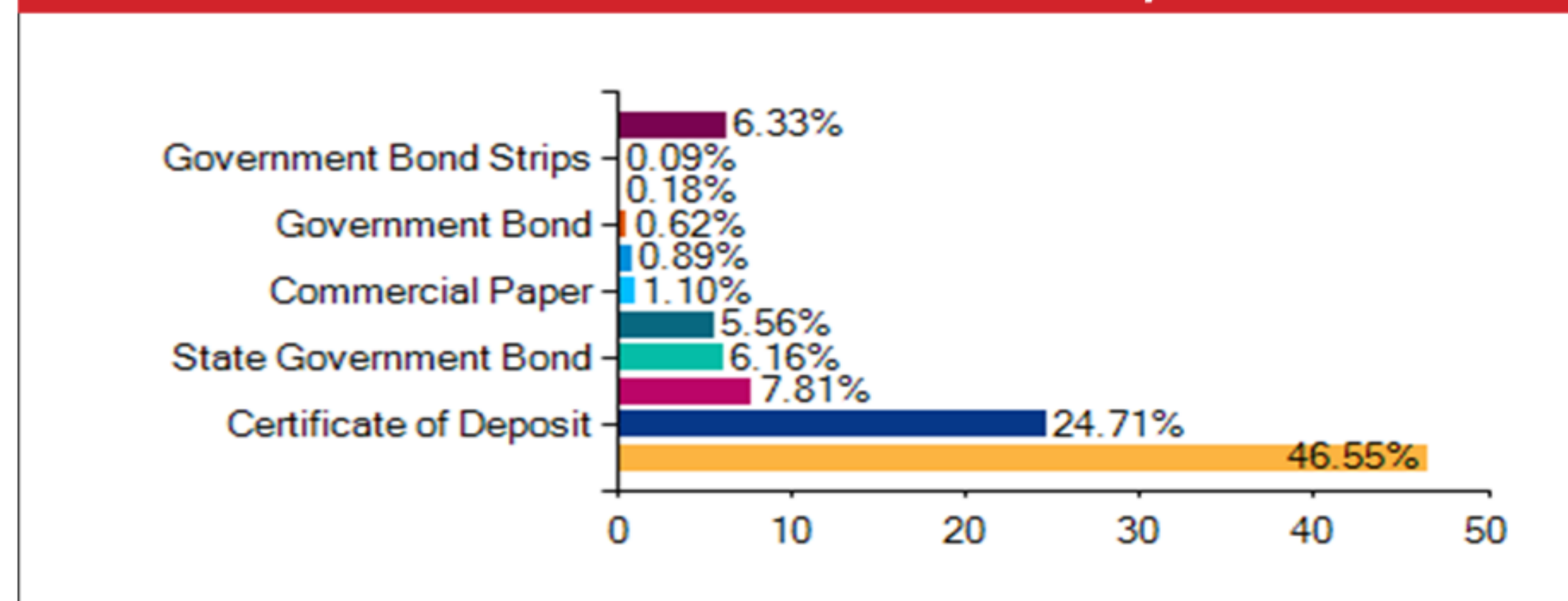


## Scheme Attributes as on November 30, 2024

<b>Weighted Average YTM*</b>	7.7%
<b>Weighted Average Maturity</b>	435 Days
<b>Modified Duration</b>	334 Days

\*In case of semi annual YTM, it has been annualised

## Asset Allocation as on November 30, 2024



**Portfolio as on November 30, 2024**

Company/Issuer	Rating	%ofAssets
<b>Certificate of Deposit</b>		<b>24.71%</b>
Canara Bank	CRISIL A1+	7.05%
Punjab National Bank	CRISIL A1+/FITCH A1+	5.45%
HDFC Bank Limited	CARE A1+/FITCH A1+/CRISIL A1+	5.35%
Union Bank of India	ICRA A1+/FITCH A1+	2.55%
Axis Bank Limited	CRISIL A1+	2.13%
Bank of Baroda	FITCH A1+	1.09%
IndusInd Bank Limited	CRISIL A1+	1.09%
<b>Commercial Paper</b>		<b>1.1%</b>
Export Import Bank of India	CRISIL A1+	1.1%
<b>Corporate Bond</b>		<b>46.55%</b>
National Bank For Agriculture and Rural Development	ICRA AAA/CRISIL AAA	6.34%
Small Industries Dev Bank of India	ICRA AAA/CRISIL AAA	5.9%
REC Limited	CRISIL AAA/ICRA AAA	5.62%
Power Finance Corporation Limited	CRISIL AAA	2.95%
Sikka Ports and Terminals Limited (Mukesh Ambani Group)	CRISIL AAA	2.16%
Bharti Telecom Limited	CRISIL AA+	1.95%
India Grid Trust InvIT Fund (India Grid Trust Group)	CRISIL AAA	1.95%
Muthoot Finance Limited	CRISIL AA+	1.95%
IndInfravit Trust (INVIT sponsored by CPPIB)	ICRA AAA	1.93%
Highways Infrastructure Trust (KKR GROUP)	CRISIL AAA	1.9%
Hinduja Leyland Finance Limited	CRISIL AA+	1.67%
Manappuram Finance Limited	CRISIL AA	1.53%
Embassy Office Parks REIT (Blackstone group(Exposure to the NCDs issued by REIT))	CRISIL AAA	1.11%
Shriram Finance Limited	CRISIL AA+	1.11%
Shriram Housing Finance Limited	CRISIL AA+	1.11%
SMFG India Home Finance Company Limited	CRISIL AAA	1.11%
Titan Company Limited	CRISIL AAA	1.11%
SMFG India Credit Company Limited	ICRA AAA	0.83%
Tata Capital Housing Finance Limited	CRISIL AAA	0.83%
Bahadur Chand Investments Pvt Limited (Hero Group)	ICRA AA	0.83%
360 One Prime Limited	CRISIL AA	0.72%
Can Fin Homes Limited	ICRA AAA	0.55%
Renew Solar Energy (Jharkhand Five) Private Ltd	CARE AA	0.55%

PNB Housing Finance Limited	CRISIL AA+	0.5%
Samvardhana Motherson International Limited	FITCH AAA	0.28%
Export Import Bank of India	CRISIL AAA	0.03%
Kotak Mahindra Investments Limited	CRISIL AAA	0.01%
<b>Floating Rate Note</b>		<b>0.89%</b>
Piramal Capital & Housing Finance Limited	ICRA AA	0.89%
<b>Government Bond</b>		<b>0.62%</b>
Government of India	SOV	0.62%
<b>State Government Bond</b>		<b>6.16%</b>
State Government Securities	SOV	6.16%
<b>Treasury Bill</b>		<b>5.56%</b>
Government of India	SOV	5.56%
<b>Government Bond Strips</b>		<b>0.09%</b>
Government of India	SOV	0.09%
<b>PTC</b>		<b>7.81%</b>
India Universal Trust ALI	CRISIL AAA(SO)/FITCH AAA(SO)	3.81%
Naomi	FITCH AAA(SO)	2.6%
Dhruva XXIII	ICRA AAA(SO)	0.91%
Sansar Trust (PTC of pools from Shriram Transport Finance Corporation)	ICRA AAA(SO)	0.49%
<b>Corporate Debt Market Development Fund</b>		<b>0.18%</b>
<b>Corporate Debt Market Development Fund Class A2</b>		<b>0.18%</b>
<b>Cash &amp; Other Receivables</b>		<b>6.33%</b>
<b>Grand Total</b>		<b>100%</b>

**Risk factors:**

Trading volumes and settlement periods may restrict liquidity in debt investments. Investment in Debt is subject to price, credit, and interest rate risk. The NAV of the Scheme may be affected, inter alia, by changes in the market conditions, interest rates, trading volumes, settlement periods and transfer procedures. The NAV may also be subjected to risk associated with investment in derivatives, foreign securities or script lending as may be permissible by the Scheme Information Document.

**Disclaimers:**

The information herein above is meant only for general reading purposes and the views being expressed only constitute opinions and therefore cannot be considered as guidelines, recommendations or as a professional guide for the readers. Before making any investments, the readers are advised to seek independent professional advice, verify the contents in order to arrive at an informed investment decision. None of the Sponsor, the Investment Manager, the Trustee, their respective directors, employees, associates or representatives shall be liable in any way for any direct, indirect, special, incidental, consequential, punitive or exemplary damages, including on account of lost profits arising from the information contained in this material.

**Mutual Fund Investments are subject to market risks, read all scheme related documents carefully.**