



Thinking where to park your idle money in the short term?



Nippon India Low Duration Fund

(An open ended low duration debt scheme investing in debt and money market instruments such that the Macaulay duration of the portfolio is between 6 - 12 months. Relatively High interest rate risk and moderate Credit Risk)

Investment Horizon: 6 - 12 months

Contact your Mutual Fund Distributor | Call 1860 266 0111#, 91-22-6925 9696# (For investors outside India) | Visit mf.nipponindiaim.com

#Charges applicable.

Product Label		Potential Risk Class		
<p>This product is suitable for investors who are seeking*</p> <ul style="list-style-type: none"> Income over short term Investment in debt and money market instruments such that Macaulay duration of the portfolio is between 6 - 12 months <p>*Investors should consult their financial advisors if in doubt about whether the product is suitable for them.</p>	<p>Nippon India Low Duration Fund</p>  <p>Fund Riskometer</p> <p>Investors understand that their principal will be at Moderate risk</p>	<p>CRISIL Low Duration Fund BI Index</p>  <p>Benchmark Riskometer</p> <p>Benchmark Riskometer is at Moderate risk</p>	<p>Credit Risk →</p> <p>Interest Rate Risk ↓</p> <p>Relatively Low (Class A)</p> <p>Moderate (Class B)</p> <p>Relatively High (Class C)</p>	<p>Relatively Low (Class I)</p> <p>Moderate (Class II)</p> <p>Relatively High (Class III)</p>

About Nippon India Low Duration Fund

The fund is managed as a low maturity fund which invests predominantly in upto 2-6 months money market assets with a small allocation to 9-18 month assets (typically not more than 30% of the portfolio). The fund manager endeavors to provide a moderate yield pick up over the liquid funds, with relatively lower re-investment risks.

Current Investment Strategy

- ▶ Fund endeavors to invest more than 80% in AAA/A1+ rated instruments
- ▶ Fund intends to maintain portfolio duration in the range of 180 to 365 days
- ▶ The fund would invest predominantly in securities with maturities upto 12 months and some allocation in securities with maturities upto 3 years
- ▶ These assets also provide capital gains as they roll down to lower maturity

Note: Above mentioned current investment strategy is based on the prevailing market conditions and is subject to change within the limits of the SID basis the fund manager's view.

Scheme Features

Inception Date	20 March,2007
Fund Manager[#]	Anju Chhajer Vivek Sharma
Benchmark	CRISIL Low Duration Fund BI Index (wef. Apr 01, 2022)
Minimum Application Amount	Daily IDCW Option- Rs.10,000 & in multiples of Re. 1 thereafter; Weekly IDCW Option- Rs.5,000 & in multiples of Re. 1 thereafter; Other Plans and Options- Rs.500 & in multiples of Re. 1 thereafter
Month end AUM as on October 31, 2022	Rs. 6,060.30 Crs
Plans & Options	i) Growth Plan/Direct Plan - Growth Plan: Growth Option ii) a) IDCW Plan/ Direct Plan - IDCW Plan - IDCW Option b) IDCW Plan/ Direct Plan - IDCW Plan with the frequency of Daily (only reinvestment option) Weekly, Monthly, Quarterly Both the above mentioned IDCW plan/ Direct Plan - IDCW Plan offers Payout of IDCW and Reinvestment of IDCW facility.
Exit Load	Nil

Kinjal Desai: Dedicated Fund Manager for Overseas Investments

Note- IDCW: Income Distribution cum capital withdrawal Options/ Plans.

Why Invest in Nippon India Low Duration Fund

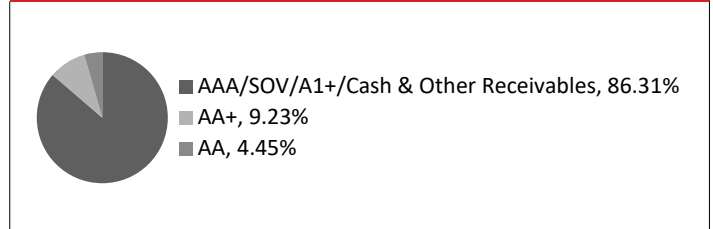
- ▶ This fund offers investors an opportunity to participate at the shorter end of the yield curve. The nature of the fund provides greater flexibility in portfolio construct with low capital risk positioning

- ▶ The portfolio predominantly invests in good credit quality instruments and endeavors to provide moderate yield pick up with low volatility

Ideal Investment Horizon

- ▶ Ideal for Investors with short term investment horizon (6 to 12 months) and a moderately low risk appetite

Rating Profile as on October 31, 2022

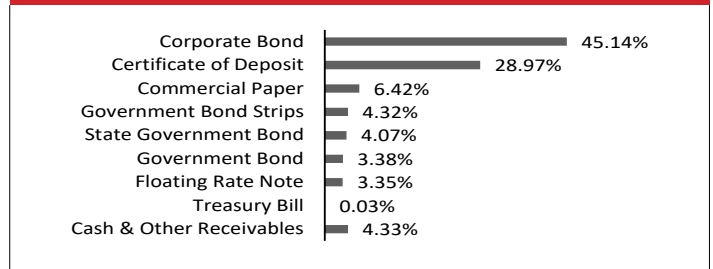


Scheme Attributes as on October 31, 2022

Annualized portfolio YTM*	7.61%
Standard portfolio YTM	7.60%
Weighted Average Maturity	332 Days
Modified Duration	299 Days

*Yields are annualized for all the securities

Asset Allocation as on October 31, 2022



Portfolio as on October 31, 2022

Company/Issuer	Rating	% of Assets
Certificate of Deposit		28.97
HDFC Bank Limited	CARE A1+	6.93
Canara Bank	CRISIL A1+	5.55
Kotak Mahindra Bank Limited	CRISIL A1+	4.73
Axis Bank Limited	CRISIL A1+	3.90
The Federal Bank Limited	CRISIL A1+	2.30
Deutsche Bank AG	CRISIL A1+	1.63
Bank of Baroda	FITCH A1+	1.60
Small Industries Dev Bank of India	CRISIL A1+	1.55
State Bank of India	CARE A1+	0.78
Commercial Paper		6.42
Small Industries Dev Bank of India	CARE A1+	3.62
Vedanta Limited	CRISIL A1+	2.80
Corporate Bond		45.14
IndInfravit Trust	CRISIL AAA	7.86
Aseem Infrastructure Finance Limited	CRISIL AA+	4.05
Embassy Office Parks REIT (Blackstone group (Exposure to the NCDs issued by REIT))	CRISIL AAA	3.65
Highways Infrastructure Trust	CRISIL AAA	2.86
Manappuram Finance Limited	CRISIL AA	2.11
Nabha Power Limited (Guaranteee by L&T)	ICRA AAA(CE)	2.04
India Grid Trust InvIT Fund	CRISIL AAA	2.04
HDB Financial Services Limited	CRISIL AAA	1.86
REC Limited	CRISIL AAA	1.72
National Bank For Agriculture and Rural Development	ICRA AAA/CRISIL AAA	1.69
NIIF Infrastructure Finance Limited	ICRA AAA	1.64
Muthoot Finance Limited	CRISIL AA+	1.64

Housing Development Finance Corporation Limited	CRISIL AAA	1.64
ONGC Petro Additions Limited	ICRA AAA(CE)/ ICRA AA	1.49
Bank of Baroda Basel III	CARE AAA	1.42
LIC Housing Finance Limited	CRISIL AAA	1.24
Can Fin Homes Limited	ICRA AA+	1.04
Shriram Transport Finance Company Limited	CRISIL AA+	0.83
Aditya Birla Finance Limited	ICRA AAA	0.83
Reliance Industries Limited	CRISIL AAA	0.82
Piramal Capital & Housing Finance Limited	ICRA AA	0.81
Sundew Properties Limited	CRISIL AAA	0.72
U.P. Power Corporation Limited	FITCH AA(CE)	0.70
L&T Finance Limited	CRISIL AAA	0.41
National Housing Bank	CRISIL AAA	0.04
Floating Rate Note		3.35
Reliance Industries Limited	CRISIL AAA	1.68
Shriram Transport Finance Company Limited	FITCH AA+	1.67
Government Bond		3.38
Government of India	SOV	3.38
State Government Bond		4.07
State Government Securities	SOV	4.07
Treasury Bill		0.03
Government of India	SOV	0.03
Government Bond Strips		4.32
Government of India	SOV	4.32
Cash & Other Receivables		4.33
Grand Total		100.00

Risk factors:

Trading volumes and settlement periods may restrict liquidity in debt investments. Investment in Debt is subject to price, credit, and interest rate risk. The NAV of the Scheme may be affected, inter alia, by changes in the market conditions, interest rates, trading volumes, settlement periods and transfer procedures. The NAV may also be subjected to risk associated with investment in derivatives, foreign securities or script lending as may be permissible by the Scheme Information Document.

Disclaimers:

The information herein above is meant only for general reading purposes and the views being expressed only constitute opinions and therefore cannot be considered as guidelines, recommendations or as a professional guide for the readers. Before making any investments, the readers are advised to seek independent professional advice, verify the contents in order to arrive at an informed investment decision. None of the Sponsor, the Investment Manager, the Trustee, their respective directors, employees, associates or representatives shall be liable in any way for any direct, indirect, special, incidental, consequential, punitive or exemplary damages, including on account of lost profits arising from the information contained in this material.

Mutual Fund Investments are subject to market risks, read all scheme related documents carefully.