



Carefully selected
Small Caps



Fundamentally sound
Mid Caps



Aiming for stability through
Large Caps

Nippon India Multi Cap Fund

focused on Growth!

(Multi Cap Fund - An open ended equity scheme investing across large cap, mid cap, small cap stocks)

Nippon India Multi Cap Fund attempts to combine stability of large caps with growth potential of mid and small caps. It endeavors to invest in unique blend of companies with strong fundamentals and scalable business models, along with exposure to emerging themes.

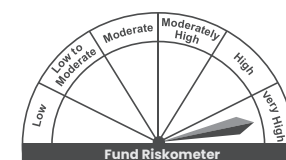
Contact your Mutual Fund Distributor | Customer Care: 1860 266 0111[#], 91-22-68334800[#] (For investors outside India) | Visit mf.nipponindiaim.com

This product is suitable for investors who are seeking*

- Long term capital growth.
- Investment in equity and equity related securities.

*Investors should consult their financial advisors if in doubt about whether the product is suitable for them.

Nippon India Multi Cap Fund



Investors understand that their principal will be at Very High risk

AMFI Tier I Benchmark -NIFTY 500 Multicap 50:25:25 TRI



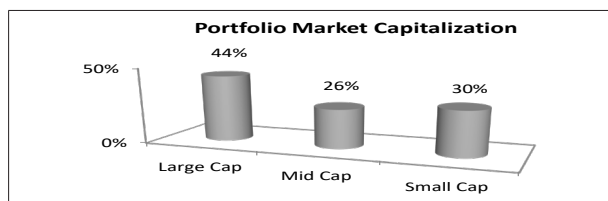
Benchmark Riskometer is at Very High risk

[#]Charges applicable.

SCHEME DETAILS

Inception Date	28th March 2005
Fund Size Month end AUM (Oct 2024)	Rs. 38,677.71 Crs
Scheme Type	Multi Cap Fund- An open ended equity scheme investing across large cap, mid cap, small cap stocks
Benchmark	AMFI Tier I Benchmark - NIFTY 500 Multicap 50:25:25 TRI
Fund Manager	Sailesh Raj Bhan Ashutosh Bhargava (Co-Fund Manager)
Entry Load	Not Applicable
Exit Load	10% of the units allotted shall be redeemed without any exit load, on or before completion of 12 months from the date of allotment of units. Any redemption in excess of such limit in the first 12 months from the date of allotment shall be subject to the following exit load, Redemption of units would be done on First in First out Basis (FIFO): • 1% if redeemed or switched out on or before completion of 12 months from the date of allotment of units. • Nil, thereafter.

PORTFOLIO DETAILS



TOP 10 STOCKS	WEIGHTAGE (%)
HDFC Bank Limited	6.28
ICICI Bank Limited	4.00
Reliance Industries Limited	3.10
Linde India Limited	3.02
Axis Bank Limited	3.00
Infosys Limited	2.86
GE T&D India Limited	2.64
Max Financial Services Limited	2.49
NTPC Limited	2.43
EIH Limited	2.37

Note: For complete portfolio, please refer website mf.nipponindiaim.com. Current Portfolio Allocation is based on the prevailing market conditions and is subject to changes depending on the fund manager's view of the equity markets. Sector(s) / Stock(s) / Issuer(s) mentioned above are for the purpose of disclosure of the portfolio of the Scheme(s) and should not be construed as recommendation.

TOP 5 SECTORS

	Banks	16.09%
	Leisure Services	6.67%
	Electrical Equipment	6.41%
	Auto Components	5.52%
	Pharmaceuticals & Biotechnology	5.38%

CURRENT INVESTMENT PHILOSOPHY

The fund seeks to invest min 25% investment each in large, mid and small cap companies. Investment in large caps may help to capture market movements & aims to ensure liquidity in volatile times while exposure to niche themes (primarily mid/small cap companies) having scalable business models aims to offer alpha

The fund endeavours to identify opportunities ahead of the market

High conviction investment strategy with a focus on 'growth at reasonable valuations'

The fund follows a combination of top down and bottom up approaches and aims to take active sector calls.

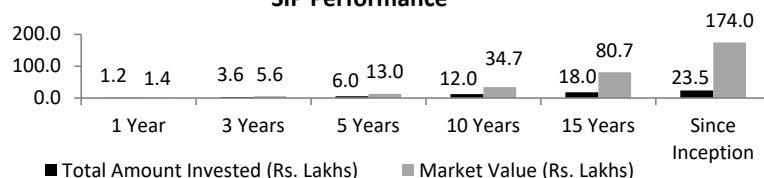
The fund is focused on key themes like:

- Consolidators across segments like Banking, Telecom, Out of home consumption etc as these leaders are expected to witness significant improvement in profitability & market share on weakened competition, adoption of newer technologies etc.
- Manufacturing is at the cusp of a strong revival supported by optimistic growth outlook (Domestic & Global), Production Linked Incentives (PLI) and lower taxation.
- Structural secular growth opportunities in India where there is significant under-penetration like Insurance.

WHY INVEST

- ▶ The fund invests in combination of market leaders, sustainable alpha creators and emerging themes.
- ▶ The fund aims to be well positioned to capture the current market opportunity and the likely shift in environment as economy stabilizes

SIP Performance



The performance details provided herein are of Growth Plan (Regular Plan). Please refer Page 4 for detailed SIP Performance

Disclaimer pertaining to SIP Returns: Past performance may or may not be sustained in the future. Returns on SIP and Benchmark are annualised and cumulative investment return for cash flows resulting out of uniform and regular monthly subscriptions have been worked out on excel spreadsheet function known as XIRR. It is assumed that a SIP of Rs. 10,000/- each executed on 10th of every month for Growth Plan (Regular Plan) has been taken into consideration including the first installment. It may please be noted that load has not been taken into consideration. The amounts invested in SIP and the market values of such investments at respective periodic intervals thereof are simulated for illustrative purposes for understanding the concept of SIP. This illustration should not be construed as a promise, guarantee on or a forecast of any minimum returns. The Mutual Fund or the Investment Manager does not assure any safeguard of capital and the illustrated returns are not necessarily indicative of future results and may not necessarily provide a basis for comparison with other investments. SIP does not guarantee or assure any protection against losses in declining market conditions.

Stamp duty @ 0.005% of the transaction value would be levied on applicable mutual fund transactions, with effect from July 01, 2020. Accordingly, pursuant to levy of stamp duty, the number of units allotted on purchase/switch-in transactions (including IDCW reinvestment) to the unitholders would be reduced to that extent. Kindly refer notice cum addendum no. 30, dated June 30, 2020.

General Disclaimer:Data as on October 31, 2024. **Past Performance may or may not be sustained in future.** Sector(s)/ Stock(s)/ Issuer(s) mentioned above are for the purpose of disclosure of the portfolio of the scheme(s) and should not be construed as a recommendation. The Fund manager(s) may or may not choose to hold the stock mentioned, from time to time. Investors are requested to consult their financial, tax and other advisors before taking any investment decision(s).

SCHEME PERFORMANCE SUMMARY

Nippon India Multi Cap Fund

NAV as on October 31, 2024: ₹292.0502

Particulars	CAGR %			
	1 Year	3 Years	5 Years	Since Inception
Nippon India Multi Cap Fund	42.62	26.24	24.76	18.78
B:NIFTY 500 Multicap 50:25:25 TRI	39.56	18.58	23.46	NA
AB:BSE Sensex TRI	25.78	11.59	15.99	15.18
Value of ₹10000 Invested				
Nippon India Multi Cap Fund	14,276	20,157	30,265	292,048
B:NIFTY 500 Multicap 50:25:25 TRI	13,969	16,699	28,716	NA
AB:BSE Sensex TRI	12,586	13,907	21,009	159,702
Inception Date: Mar 28, 2005				
Fund Manager: Sailesh Raj Bhan (Since Mar 2005), Ashutosh Bhargava (Co - Fund Manager) (Since Sep 2021)				

Note: Different plans shall have a different expense structure. The performance details provided herein are of Growth Plan (Regular Plan).

NA has been mentioned as the benchmark data for corresponding period is not available.

PERFORMANCE OF OTHER OPEN ENDED SCHEMES MANAGED BY THE SAME FUND MANAGER (as on October 31, 2024)

Fund Manager: Sailesh Raj Bhan

Scheme Name/s	CAGR %					
	1 Year Return		3 Years Return		5 Years Return	
	Scheme	Benchmark	Scheme	Benchmark	Scheme	Benchmark
Nippon India Pharma Fund	50.94	61.70	19.78	21.34	28.20	27.91
Nippon India Large Cap Fund	36.17	32.09	19.80	14.01	19.90	17.81

Mr. Sailesh Raj Bhan has been managing Nippon India Pharma Fund since Jun 2004
Mr. Sailesh Raj Bhan has been managing Nippon India Large Cap Fund since Aug 2007

Note:
a. Mr. Sailesh Raj Bhan manages 3 open-ended schemes of Nippon India Mutual Fund.
b. In case the number of schemes managed by a fund manager is more than six, in the performance data of other schemes, the top 3 and bottom 3 schemes managed by fund manager has been provided herein.
c. Period for which scheme's performance has been provided is computed basis last day of the month-end preceding the date of advertisement
d. Different plans shall have a different expense structure. The performance details provided herein are of Growth Plan (Regular Plan).

Co-Fund Manager: Ashutosh Bhargava

Scheme Name/s	CAGR %					
	1 Year Return		3 Years Return		5 Years Return	
	Scheme	Benchmark	Scheme	Benchmark	Scheme	Benchmark
Top 3						
Nippon India Quant Fund	41.61	34.64	19.59	14.82	21.73	18.92
Nippon India Retirement Fund - Wealth Creation Scheme	37.78	35.79	16.74	15.64	16.56	19.83
Nippon India Passive Flexicap FoF	35.04	36.22	14.61	15.71	NA	NA
Bottom 3						
Nippon India Balanced Advantage Fund	23.36	21.79	11.58	10.59	12.85	13.31
Nippon India Retirement Fund - Income Generation Scheme	15.71	13.21	7.63	7.46	7.86	8.83
Nippon India Equity Savings Fund##	12.41	14.90	7.60	8.56	5.62	10.07

Mr. Ashutosh Bhargava has been managing Nippon India Quant Fund since Sep 2017, Nippon India Balanced Advantage Fund since May 2018, Nippon India Retirement Fund - Wealth Creation Scheme & Income Generation Scheme since Apr 2024, Nippon India Equity Savings Fund since Apr 2024, Nippon India Passive Flexicap FoF since Jul 2024.

Note:
a. Ashutosh Bhargava manages 9 open-ended schemes of Nippon India Mutual Fund.
b. In case the number of schemes managed by a fund manager is more than six, performance data of other schemes, the top 3 and bottom 3 schemes managed by fund manager has been provided herein.
c. Period for which scheme's performance has been provided is computed basis last day of the month-end preceding the date of advertisement.
d. Different plans shall have a different expense structure. The performance details provided herein are of Growth Plan (Regular Plan).
Co-Fund Manager
The Scheme Returns are inclusive of the impact of Segregation of portfolio in the respective schemes. For impact on NAV on account of Segregation of portfolio, please refer SID/KIM of the relevant Schemes.

Note: Performance as on October 31, 2024

B: Benchmark, AB: Additional Benchmark, TRI: Total Return Index

Past performance may or may not be sustained in future and the same may not necessarily provide the basis for comparison with other investment. Performance of the schemes (wherever provided) are calculated basis CAGR for the past 1 year, 3 years, 5 years and since inception. In case, the start/end date of the concerned period is non-business day (NBD), the NAV of the previous date is considered for computation of returns. Schemes which have not completed one year, performance details for the same are not provided. Performance details of closed ended schemes are not provided since these are not comparable with other schemes. TRI - Total Returns Index reflects the returns on the index arising from (a) constituent stock price movements and (b) dividend receipts from constituent index stocks, thereby showing a true picture of returns. In the performance of other open ended schemes managed by the fund managers, the performance of the equity schemes is benchmarked to the Total Return variant of the Index.

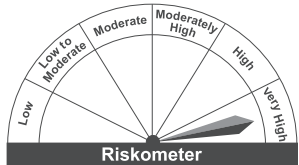
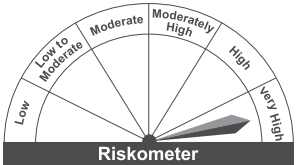
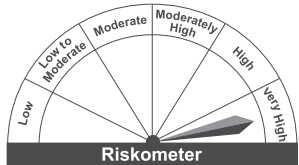
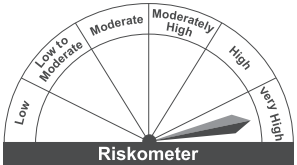
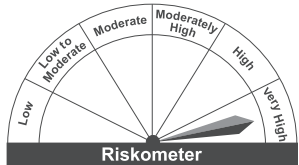
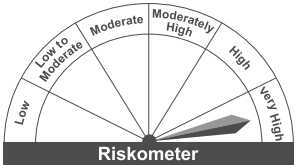
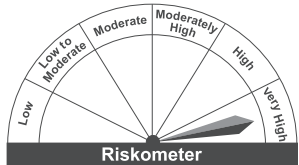
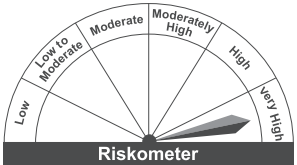
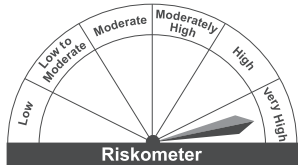
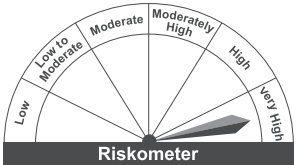
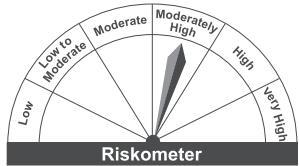
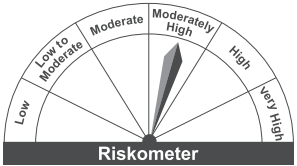
SIP PERFORMANCE OF EQUITY SCHEMES (as on October 31, 2024)

Nippon India Multi Cap Fund						
Period	Since Inception	15 Years	10 Years	5 Years	3 Years	1 Year
Total Amount Invested (Rs.)	2,350,000	1,800,000	1,200,000	600,000	360,000	120,000
Market Value (Rs.)	17,396,855	8,071,374	3,468,275	1,302,537	564,905	136,584
Scheme Return (%)	17.77	18.12	20.21	31.88	32.05	27.92
B: NIFTY 500 Multicap 50:25:25 TRI Return (%)	16.04	17.04	18.76	26.08	25.87	22.15
AB: S&P BSE Sensex TRI Return (%)	13.51	13.97	15.14	17.39	16.10	14.58

Inception Date: Nippon India Multi Cap Fund - 28/03/2005.



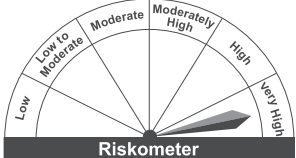

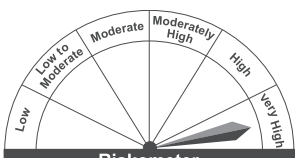

B: Benchmark, AB: Additional Benchmark, TRI: Total Return Index
 TRI - Total Returns Index reflects the returns on the index arising from (a) constituent stock price movements and (b) dividend receipts from constituent index stocks, thereby showing a true picture of returns.

Disclaimer: Returns on SIP and Benchmark are annualised and cumulative investment return for cash flows resulting out of uniform and regular monthly subscriptions have been worked out on excel spreadsheet function known as XIRR. It is assumed that a SIP of Rs. 10,000/- each executed on 10th of every month for the Growth Plan (Regular Plan) has been taken into consideration including the first installment. It may please be noted that load has not been taken into consideration. The amounts invested in SIP and the market values of such investments at respective periodic intervals thereof are simulated for illustrative purposes for understanding the concept of SIP. This illustration should not be construed as a promise, guarantee or a forecast of any minimum returns. The Mutual Fund or the Investment Manager does not assure any safeguard of capital and the illustrated returns are not necessarily indicative of future results and may not necessarily provide a basis for comparison with other investments. SIP does not guarantee or assure any protection against losses in declining market conditions.

PRODUCT LABELS			
Name of Scheme & Benchmark	This product is suitable for investors who are seeking*:	Fund Riskometer	Benchmark Riskometer
Nippon India Quant Fund (An open ended equity scheme investing in quant model theme) Benchmark: AMFI Tier I Benchmark - BSE 200 TRI	<ul style="list-style-type: none"> Long term capital growth Investment in active portfolio of stocks selected on the basis of a mathematical model 	 Riskometer Investors understand that their principal will be at Very High risk	 Riskometer Benchmark Riskometer is at Very High risk
Nippon India Retirement Fund-Wealth Creation Scheme (An open ended retirement solution oriented scheme having a lock-in of 5 years or till retirement age whichever is earlier) Benchmark: AMFI Tier I Benchmark - BSE 500 TRI	<ul style="list-style-type: none"> Long Term Growth And Capital Appreciation Investing Primarily In Equity And Equity Related Instruments And Balance In Fixed Income Securities So As To Help The Investor In Achieving The Retirement Goals 	 Riskometer Investors understand that their principal will be at Very High risk	 Riskometer Benchmark Riskometer is at Very High risk
Nippon India Large Cap Fund (An open ended equity scheme predominantly investing in large cap stocks) Benchmark: AMFI Tier I Benchmark - BSE 100 TRI	<ul style="list-style-type: none"> Long term capital growth Investment predominantly into equity and equity related instruments of large cap companies 	 Riskometer Investors understand that their principal will be at Very High risk	 Riskometer Benchmark Riskometer is at Very High risk
Nippon India Pharma Fund (An open ended equity scheme investing in pharma sector) Benchmark: AMFI Tier I Benchmark - BSE Healthcare TRI	<ul style="list-style-type: none"> Long term capital growth Investment predominantly in equity and equity related Securities of pharma & other associated companies. 	 Riskometer Investors understand that their principal will be at Very High risk	 Riskometer Benchmark Riskometer is at Very High risk
Nippon India Passive Flexicap FoF (An Open ended fund of funds scheme investing in units of Domestic Exchange Traded Funds (ETFs)/Index Funds) Benchmark: AMFI Tier I Benchmark - Nifty 500 TRI	<ul style="list-style-type: none"> Long Term Capital Appreciation Investment in units of Domestic ETFs/Index Funds 	 Riskometer Investors understand that their principal will be at Very High risk	 Riskometer Benchmark Riskometer is at Very High risk
Nippon India Retirement Fund-Income Generation Scheme (An open ended retirement solution oriented scheme having a lock-in of 5 years or till retirement age whichever is earlier) Benchmark: AMFI Tier I Benchmark - BSE 500 TRI	<ul style="list-style-type: none"> Income over long term along with capital growth Investing primarily in fixed income securities and balance in equity and equity related instruments so as to help the investor in achieving the retirement goals 	 Riskometer Investors understand that their principal will be at Moderately High risk	 Riskometer Benchmark Riskometer is at Moderately High risk

*Investors should consult their financial advisers if in doubt about whether the product is suitable for them.

PRODUCT LABELS

Name of Scheme & Benchmark	This product is suitable for investors who are seeking*:	Fund Riskometer	Benchmark Riskometer
<p>Nippon India Passive Flexicap FoF (An Open ended fund of funds scheme investing in units of Domestic Exchange Traded Funds (ETFs)/Index Funds) Benchmark: AMFI Tier I Benchmark -Nifty 500 TRI</p>	<ul style="list-style-type: none"> • Long term capital appreciation • Investment in units of Domestic ETFs/Index Funds 	 <p align="center">Riskometer</p> <p align="center">Investors understand that their principal will be at Very High risk</p>	 <p align="center">Riskometer</p> <p align="center">Benchmark Riskometer is at Very High risk</p>
<p>Nippon India Balanced Advantage Fund (An open ended dynamic asset allocation fund) Benchmark: AMFI Tier I Benchmark -CRISIL Hybrid 50+50 - Moderate Index</p>	<ul style="list-style-type: none"> • Long term capital growth • Investment in equity & equity related instruments, debt, money market instruments and derivatives 	 <p align="center">Riskometer</p> <p align="center">Investors understand that their principal will be at Very High risk</p>	 <p align="center">Riskometer</p> <p align="center">Benchmark Riskometer is at High risk</p>
<p>Nippon India Equity Savings Fund (Number of Segregated Portfolios - 2) (An open ended scheme investing in equity, arbitrage and debt) Benchmark: AMFI Tier I Benchmark -Nifty Equity Savings Index</p>	<ul style="list-style-type: none"> • Income And Capital Appreciation Over Long Term • Investment Predominantly In Arbitrage Opportunities Between Cash & Derivative Market And In Unhedged Equity 	 <p align="center">Riskometer</p> <p align="center">Investors understand that their principal will be at Very High risk</p>	 <p align="center">Riskometer</p> <p align="center">Benchmark Riskometer is at High risk</p>

*Investors should consult their financial advisers if in doubt about whether the product is suitable for them.

Mutual Fund Investments are subject to market risks, read all scheme related documents carefully.