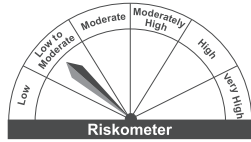
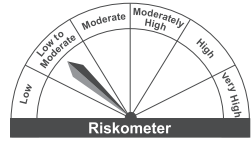


## Nippon India Nifty AAA PSU Bond Plus SDL – Sep 2026 Maturity 50:50 Index Fund

(An open-ended Target Maturity Index Fund investing in constituents of Nifty AAA PSU Bond Plus SDL Sep 2026 50:50 Index. A relatively High interest rate risk and Relatively Low Credit Risk)

### Product label

|  |  |  |
|--|--|--|
| <p><b>This product is suitable for investors who are seeking*:</b></p> <ul style="list-style-type: none"> <li>Income over long term</li> <li>Investments in PSU Bonds and State Development Loans (SDLs) that seeks to track Nifty AAA PSU Bond Plus SDL Sep 2026 50:50 Index, subject to tracking errors</li> </ul> <p>*Investors should consult their financial advisors if in doubt about whether the product is suitable for them.</p> | <p><b>Nippon India Nifty AAA PSU Bond Plus SDL – Sep 2026 Maturity 50:50 Index Fund</b></p>  <p><b>Riskometer</b></p> <p>Investors understand that their principal will be at Low to Moderate risk</p> | <p><b>Nifty AAA PSU Bond Plus SDL Sep 2026 50:50 Index</b></p>  <p><b>Riskometer</b></p> <p>Benchmark Riskometer is at Low to Moderate risk</p> |
|--|--|--|

### Potential Risk Class (PRC)

| Credit Risk →               | Relatively Low (Class A) | Moderate (Class B) | Relatively High (Class C) |
|-----------------------------|--------------------------|--------------------|---------------------------|
| Interest Rate Risk ↓        |                          |                    |                           |
| Relatively Low (Class I)    |                          |                    |                           |
| Moderate (Class II)         |                          |                    |                           |
| Relatively High (Class III) | A-III                    |                    |                           |

### Contents

|  |        |
|--|--------|
| Why Index Fund?  | Page 2 |
| Strategies used through Index Funds  | Page 2 |
| Nippon India Nifty AAA PSU Bond Plus SDL – Sep 2026 Maturity 50:50 Index Fund – Investment Objective | Page 2 |
| Why Invest in Nippon India Nifty AAA PSU Bond Plus SDL – Sep 2026 Maturity 50:50 Index Fund?         | Page 2 |
| About Nifty AAA PSU Bond Plus SDL Sep 2026 50:50 Index   | Page 2 |
| Scheme Portfolio of Nippon India Nifty AAA PSU Bond Plus SDL – Sep 2026 Maturity 50:50 Index Fund    | Page 5 |
| Key Details  | Page 5 |
| Scheme Performance Nippon India Nifty AAA PSU Bond Plus SDL – Sep 2026 Maturity 50:50 Index Fund     | Page 5 |
| Performance of other open ended schemes managed by the same fund manager                             | Page 6 |
| Scheme Features of Nippon India Nifty AAA PSU Bond Plus SDL – Sep 2026 Maturity 50:50 Index Fund     | Page 7 |
| Product Label  | Page 7 |
| Disclaimers  | Page 8 |

Nippon Life India Asset Management Limited (NAM India) is one of the largest asset managers with more than 28 years of experience in managing wealth of investors with a robust distribution network in India.

## Why Index Fund?

- ▶ **Less of Ambiguity:** The Index funds investment strategy & security selection is clearly defined, holding securities as per the underlying Index in the same weightages (subject to expense ratio & tracking error).
- ▶ **Diversification** – Buying a single unit offers diversification benefit in the entire index companies / issuers.
- ▶ **Low Cost** – Generally less expensive than investing in multiple individual securities. (Low cost with respect to Total Expense Ratio)

## Strategies used through Index Funds

- ▶ **Liquidity Management** – Index funds can be used for a given percentage of each asset class to provide a liquidity buffer across the asset allocation.
- ▶ **Portfolio Completion** – Index funds allow investors to gain exposure to an asset class that is under-represented in the asset allocation.
- ▶ **Portfolio Transitions** – Since index funds are passive funds, they may help maintain market exposure while there are changes in securities holdings in a portfolio, hence avoids the risk of missing any market movement.

## Nippon India Nifty AAA PSU Bond Plus SDL – Sep 2026 Maturity 50:50 Index Fund

### Investment Objective :

The investment objective of the scheme is to provide investment returns corresponding to the total returns of the securities as represented by the Nifty AAA PSU Bond Plus SDL Sep 2026 50:50 Index before expenses, subject to tracking errors. However, there can be no assurance or guarantee that the investment objective of the Scheme will be achieved.

### Investment Strategy :

Nippon India Nifty AAA PSU Bond Plus SDL – Sep 2026 Maturity 50:50 Index Fund is a passively managed index fund which will employ an investment approach designed to track the performance of Nifty AAA PSU Bond Plus SDL Sep 2026 50:50 Index.

- Scheme would predominantly invest into AAA PSU Bonds and State Development Loans (SDLs) representing Nifty AAA PSU Bond Plus SDL Sep 2026 50:50 Index.
- Securities which will form part of the scheme portfolio are expected to have in the aggregate, key characteristics of the underlying index in terms of maturity profile and type of securities.
- Scheme will follow Buy and Hold investment strategy in which existing AAA PSU Bonds and SDLs will be held till maturity, subject to semi-annual index rebalancing.
- Portfolio will be rolled down in line with the index, hence incremental investment will be in AAA PSU Bonds and SDLs representing the index.
- In case of maturity of any or all AAA PSU Bonds and SDLs which are part of the Scheme portfolio, the maturity proceeds will be deployed in the outstanding security of the same issuer having longest maturity or in remaining portfolio in proportion of existing weight or Treasury bills or Tri-Party Repos on Government securities or Treasury bills, till the scheme "Maturity Date"
- Scheme will mature in line with the maturity of the index

## Why Invest in Nippon India Nifty AAA PSU Bond Plus SDL – Sep 2026 Maturity 50:50 Index Fund?

- **Relatively Safe** : Index Fund would predominantly invest into AAA PSU Bonds and State Development Loans (SDLs) which are considered quasi government securities. Hence, it is relatively safe as compared to Equity and other Debt funds.
- **Opportunity** : Will also allow non demat account holders to seek exposure in passive debt fund via investing in Nippon India Nifty AAA PSU Bond Plus SDL – Sep 2026 Maturity 50:50 Index Fund.
- **No lock-in** : Subscribing and redeeming units with mutual fund anytime during the life of the fund.
- **Reduce Risk** : Reduction in non-systematic risk like security selection and portfolio manager selection, as the fund will apply buy & hold strategy and follow the index.
- **Low Cost** : Fund will be managed at low cost<sup>^</sup>.

<sup>^</sup> Low cost as compared to active mutual fund schemes in terms of total expense ratio

## About Nifty AAA PSU Bond Plus SDL Sep 2026 50:50 Index

### Overview

Nifty AAA PSU Bond Plus SDL Sep 2026 50:50 Index seeks to measure the performance of portfolio of AAA rated bonds issued by PSUs and State Development Loans (SDLs) maturing during the six month period ending September 02, 2026. The index is computed using the total return methodology including price return and coupon return. Index has a base date of October 03, 2022 and a base value of 1000

### Methodology

The methodology is in compliance with the Norms for Debt Exchange Traded Funds (ETFs)/Index Funds announced by SEBI vide circular no. SEBI/HO/IMD/DOF2/P/CIR/2022/69 on May 23, 2022

### Index Structure

**The index contains 2 equal weighted components as on the base date of the index**

1. AAA PSU Bond component: Constituting 50% of the index
2. SDL component: Constituting 50% of the index

## 1. Methodology for AAA PSU Bond component – Constituting 50% of the index

### Eligibility Norms

#### • Issuer eligibility

Issuing entity should be domiciled in India and should satisfy any one of the following:

#### PSU Including:

1. Central Public Sector Enterprises (CPSEs) as listed on DPE & DIPAM website
2. Maharatna, Navratna and Miniratna as listed on DPE website, if not included in CPSEs list as mentioned in point 1
3. Public Financial Institutions (PFIs) owned and managed by GOI and not included in points 1 and 2 above
4. Statutory body set-up by Act of Parliament and included in the list of public enterprises sourced from <https://www.indiabudget.gov.in/> having outstanding bonds of more than Rs. 100 crores in the eligible maturity bucket

#### • Bond eligibility

#### Bond should be

1. Plain vanilla with fixed coupon and fixed maturity
2. Denominated in INR
3. Be listed and traded on NSE and/or BSE and should be rated

#### Bond should not be

1. Tax Free
2. Floating Rate Bond
3. Partially Paid up
4. Perpetual
5. Having Single Option (Call/Put)
6. Having step up/step down coupon which is linked to any contingent event
7. Convertible bonds
8. Having staggered redemption

### Selection Criteria

#### • Issuer Selection

- Eligible issuers having credit rating of "AAA" (Triple A) and having eligible bonds maturing during the six month period ending September 02, 2026 at the time of index creation/review are shortlisted. In case an entity is rated by multiple rating agencies, the lowest rating assigned to the Non-Convertible Debenture/Long Term Debt of the entity is considered for the index selection purpose
- Further, top 8 issuers based on the highest composite liquidity score are selected to be part of the index
- The composite liquidity score is calculated by allocating 80% weight to aggregate trading value, 10% weight to number of days traded and 10% weight to number of trades of all the eligible bonds of issuers during the twelve month period prior to September 20, 2022

#### • Bond Selection

- As of September 20, 2022, for every selected issuer, most liquid bond based on composite liquidity score calculated based on the trades available during the latest month is selected to be part of the index. In case a shortlisted issuer has no bond traded in the latest month, the period of analysis is relaxed to last 2 months and then to last 3 months and so on till 12 months
- The composite liquidity score is calculated by allocating 80% weight to aggregate trading value, 10% weight to number of days traded and 10% weight to number of trades of the bond during the twelve month period prior to September 20, 2022
- If no bonds of an issuer are traded in the last 12 months, the bond with the longest maturity is selected to be part of the index.
- Only one bond per issuer to be part of the index.

### Weight Assignment

- Each issuer that is part of the AAA PSU Bond component (constituting 50% of the index as on the base date of the index) is given equal weight as of the base date of the index.
- Single issuer/group/sector weight is to be capped in compliance with the Norms for Debt Exchange Traded Funds (ETFs)/Index Funds announced by SEBI vide circular no. SEBI/HO/IMD/DOF2/P/CIR/2022/69 on May 23, 2022. Subsequently, the security level weights may drift due to price movement and accordingly, the total 50% weight of the AAA PSU Bond component may also drift.
- Any coupon amount received is assumed to be reinvested in the portfolio on the same date, in the proportion of the existing weights.

## 2) Methodology for SDL component – Constituting 50% of the index

### Eligibility norms

SDL should not be a special security

#### Issuer Selection

20 states/UTs are selected based on the highest total outstanding amount as on September 20, 2022, maturing during the six month period ending September 02, 2026.

### Security Selection

- As of September 20, 2022, most recently issued SDL of each of the selected 20 states/UTs from the above universe maturing during the six month period ending September 02, 2026 to be included in the index as on the base date of the index. These selected 20 securities will continue to remain in the index till they mature
- Only one SDL per state/UT to be part of the index.

### Weight Assignment

- Each state that is part of the SDL component (constituting 50% of the index as on the base date of the index) is given equal weight as of the base date of the index
- Subsequently, the security level weights may drift due to price movement and accordingly, the total 50% weight of the SDL component may also drift
- Any coupon amount received is assumed to be reinvested in the portfolio on the same date, in the proportion of the existing weights

### Index Rebalancing/Reconstitution

- On a semi-annual basis, index will be screened for compliance with the Norms for Debt Exchange Traded Funds (ETFs)/Index Funds announced by SEBI vide circular no. SEBI/HO/IMD/DOF2/P/CIR/2022/69 on May 23, 2022. In case of non-compliance, suitable corrective measures will be taken to ensure compliance with the norms
- During the semi-annual review in the month of March and September of every year, the total weights to the Bond and SDL components will be reset to the original 50:50 and the underlying security level weights within each component will be also reset to equal weight. Changes, if any, shall be effective from last working day (T) of the March and September month of the respective years
- Based on the governments 'in principle approval' to disinvest its stake in some of the PSUs, such entities are not included to be part of the index at launch/inception of the index. On account of disinvestment in an existing constituent, such issuer shall be excluded from the index effective next rebalancing/reconstitution only if the disinvestment process has been completed.
- In case a new eligible issuer gets downgraded post data cut-off date but before the portfolio disclosure date (T-3), such issuer shall not be included in the index
- Apart from scheduled review, in case an existing issuer gets downgraded below AAA, bonds of such issuer to be excluded from the index within 5 working days of such downgrade, in compliance with the Norms for Debt Exchange Traded Funds (ETFs)/Index Funds announced by SEBI vide circular no. SEBI/HO/IMD/DOF2/P/CIR/2022/69 on May 23, 2022.
- Due to the above stated reasons, if the index is rebalanced and issuer/s move out of the index,
  - If the total number of AAA PSU issuers in the index is 4 and above, then the total weight of the AAA PSU securities being excluded will be redistributed among the remaining AAA PSU securities proportionally. This will be subject to issuer limit in compliance with the Norms for Debt Exchange Traded Funds (ETFs)/Index Funds announced by SEBI vide circular no. SEBI/HO/IMD/DOF2/P/CIR/2022/69 on May 23, 2022.
  - If the total number of AAA PSU issuers in the index fall below 4, then new AAA PSU issuers will be included in the index based on the issuer selection and bond selection criteria mentioned in the AAA PSU Bond component index methodology section above, to take the AAA PSU issuer count to minimum 4 and the total existing weightage of AAA PSU Bond component will be divided equally amongst all the AAA PSU issuers in the index.
- Except for above stated reasons, there will be no inclusion and exclusion in the index during the semi-annual review.
- As the index includes securities that shall mature during the six month period ending on the final maturity date of the index, any proceeds from the security redemption prior to the final maturity date of the index shall be re-invested using the following waterfall approach:
  - The proceeds from security redemption will be reinvested in the longest maturity outstanding security issued by the same issuer (SDL in case of state/UT and Bond/money market instrument in case of corporate bond) and maturing on or just before the index 27 maturity date with the same weightage. This will be subject to single issuer limit in compliance with the Norms for Debt Exchange Traded Funds (ETFs)/Index Funds announced by SEBI vide circular no. SEBI/HO/IMD/DOF2/P/CIR/2022/69 on May 23, 2022
  - In case a replacement in the form of outstanding security of the same issuer cannot be found for reinvestment then the proceeds from such redemption shall be reinvested in the remaining portfolio on the same date in the proportion of the existing weights. This will be subject to single issuer limit in compliance with the Norms for Debt Exchange Traded Funds (ETFs)/Index Funds announced by SEBI vide circular no. SEBI/HO/IMD/DOF2/P/CIR/2022/69 on May 23, 2022.
  - In case due to any reason, it is not possible to meet any norms as prescribed by SEBI vide circular no. SEBI/HO/IMD/DOF2/P/CIR/2022/69 dated May 23, 2022, then the proceeds from such redemption shall be reinvested in a T-Bill maturing on or just before the index maturity date.
  - If the last outstanding security (including T-Bill) in the index matures before the final index maturity date, all redemption proceeds shall be re-invested in The Clearing Corporation of India Ltd.'s (CCIL) TREPS overnight rate tracked by Nifty 1D Rate Index for any subsequent days till the maturity of the index.

### Index Termination

The index shall mature on September 02, 2026, if the index matures on a holiday, the index value will be computed till the prior working day.

Source: NSE

## Scheme Portfolio of Nippon India Nifty AAA PSU Bond Plus SDL – Sep 2026 Maturity 50:50 Index Fund as on 31st July,2024

| Sr. No       | Name of Securities                                | Weight-age (%) | Sr. No | Name of Securities                              | Weight-age (%) |
|--------------|---|----------------|--------|---|----------------|
| 1            | 7.4% Indian Railway Finance Corporation Limited** | 10.13%         | 20     | 7.61% State Government Securities               | 1.59%          |
| 2            | 7.98% State Government Securities                 | 7.56%          | 21     | 9.64% Power Grid Corporation of India Limited** | 1.55%          |
| 3            | 7.23% Small Industries Dev Bank of India**        | 6.72%          | 22     | 9.35% Power Grid Corporation of India Limited** | 1.17%          |
| 4            | 7.58% NTPC Limited**                              | 5.64%          | 23     | 8.08% State Government Securities               | 1.15%          |
| 5            | 7.1% Export Import Bank of India**                | 4.49%          | 24     | 8.09% State Government Securities               | 1.15%          |
| 6            | 7.13% Power Finance Corporation Limited**         | 4.47%          | 25     | 8.07% State Government Securities               | 1.15%          |
| 7            | 6.24% State Government Securities                 | 4.44%          | 26     | 7.85% State Government Securities               | 1.14%          |
| 8            | 7.84% State Government Securities                 | 3.66%          | 27     | 8.13% Power Grid Corporation of India Limited** | 1.14%          |
| 9            | 7.62% State Government Securities                 | 3.42%          | 28     | 7.04% State Government Securities               | 1.13%          |
| 10           | 7.6% State Government Securities                  | 3.41%          | 29     | 7.62% Export Import Bank of India**             | 1.13%          |
| 11           | 8.02% Export Import Bank of India**               | 3.41%          | 30     | 7.56% REC Limited**                             | 1.13%          |
| 12           | 7.77% Power Finance Corporation Limited**         | 3.39%          | 31     | 6.39% State Government Securities               | 1.11%          |
| 13           | 7.83% State Government Securities                 | 2.65%          | 32     | 7.69% State Government Securities               | 0.74%          |
| 14           | 8.6% State Government Securities                  | 2.31%          | 33     | 9.3% Power Grid Corporation of India Limited**  | 0.70%          |
| 15           | 8.07% State Government Securities                 | 2.29%          | 34     | 364 Days Tbill                                  | 0.22%          |
| 16           | 8.07% State Government Securities                 | 2.29%          | 35     | 8.51% State Government Securities               | 0.46%          |
| 17           | 8.4% Power Grid Corporation of India Limited**    | 2.29%          | 36     | 7.93% Power Grid Corporation of India Limited** | 0.05%          |
| 18           | 7.62% State Government Securities                 | 2.28%          | 38     | Cash & Other Receivables                        | 3.88%          |
| 19           | 7.63% State Government Securities                 | 2.28%          |        |   |                |
| 20           | 7.58% State Government Securities                 | 2.28%          |        |   |                |
| <b>Total</b> |   |                |        |   | <b>100.00%</b> |

**Note:** The securities mentioned form a part of the portfolio of the scheme and may or may not form a part of the portfolio in future. Please read Scheme Information Document carefully for more details and risk factors.

### Key Details as on 31st July,2024

|                                  |            |
|----------------------------------|------------|
| <b>Annualised Portfolio YTM*</b> | 7.38%      |
| <b>Residual Maturity**</b>       | 1.86 Years |
| <b>Modified Duration</b>         | 1.64 Years |
| <b>Macaulay Duration</b>         | 1.72 Years |

\*In case of semi annual YTM, it has been annualised

\*\*Since Residual Maturity is at portfolio level, it's a weighted average of residual maturity of all securities in the portfolio

### Scheme Performance Nippon India Nifty AAA PSU Bond Plus SDL – Sep 2026 Maturity 50:50 Index Fund as on 31st July,2024

NAV as on July 31, 2024: ₹11.3231

| Particulars   | CAGR % |         |         |                 |
|---|--------|---------|---------|-----------------|
|   | 1 Year | 3 Years | 5 Years | Since Inception |
| Nippon India Nifty AAA PSU Bond Plus SDL – Sep 2026 Maturity 50:50 Index Fund       | 7.21   | NA      | NA      | 7.31            |
| B:Nifty AAA PSU Bond Plus SDL Sep 2026 50:50 Index                                  | 7.65   | NA      | NA      | 7.70            |
| AB:Crisil 10 Yr Gilt Index  | 8.33   | NA      | NA      | 8.85            |
| <b>Value of ₹10000 Invested</b>   |        |         |         |                 |
| Nippon India Nifty AAA PSU Bond Plus SDL – Sep 2026 Maturity 50:50 Index Fund       | 10,723 | NA      | NA      | 11,323          |
| B:Nifty AAA PSU Bond Plus SDL Sep 2026 50:50 Index                                  | 10,767 | NA      | NA      | 11,396          |
| AB:Crisil 10 Yr Gilt Index  | 10,836 | NA      | NA      | 11,612          |
| <b>Inception Date : Oct 27, 2022</b>  |        |         |         |                 |
| <b>Fund Manager : Vivek Sharma (Since Oct 2022), Siddharth Deb (Since Oct 2022)</b> |        |         |         |                 |

Performance as on 31st July, 2024

B: Benchmark, AB: Additional Benchmark, TRI: Total Return Index

TRI - Total Returns Index reflects the returns on the index arising from (a) constituent stock price movements and (b) dividend receipts from constituent index stocks, thereby showing a true picture of returns.

Period for which scheme's performance has been provided is computed basis last day of the month-end preceding the date of advertisement.

**Past performance may or may not be sustained in future** and the same may not necessarily provide the basis for comparison with other investment. Performance of the schemes (wherever provided) are calculated basis CAGR for the past 1 year, 3 years, 5 years and since inception. IDCWs (if any) are assumed to be reinvested at the prevailing NAV. Performance of the scheme would be Net of Dividend distribution tax, if any. Face value of scheme is Rs.10/- per unit. In case, the start/end date of the concerned period is non-business day (NBD), the NAV of the previous date is considered for computation of returns.

Finance Act 2020 has abolished dividend distribution tax on IDCW declared and paid by Mutual Fund scheme. W.e.f. 01.04.2020 IDCW received from Mutual fund scheme is taxable in the hands of investor and mutual fund scheme is required to withhold tax on IDCW as per applicable rate.

## Performance of other open ended schemes managed by the same fund manager as on 31st July,2024

**Fund Manager: Mr. Vivek Sharma**

| Scheme Name/s   | CAGR %        |           |                |           |                |           |
|---|---------------|-----------|----------------|-----------|----------------|-----------|
|   | 1 Year Return |           | 3 Years Return |           | 5 Years Return |           |
|   | Scheme        | Benchmark | Scheme         | Benchmark | Scheme         | Benchmark |
| <b>Top 3</b>  |               |           |                |           |                |           |
| Nippon India Nifty G-Sec Jun 2036 Maturity Index Fund#                  | 9.17          | 9.27      | NA             | NA        | NA             | NA        |
| Nippon India Nifty SDL Plus G-Sec - Jun 2029 Maturity 70:30 Index Fund# | 8.13          | 8.34      | NA             | NA        | NA             | NA        |
| Nippon India Nifty G-Sec Oct 2028 Maturity Index Fund#                  | 7.96          | 8.36      | NA             | NA        | NA             | NA        |
| <b>Bottom 3</b>   |               |           |                |           |                |           |
| Nippon India ETF Nifty CPSE Bond Plus SDL Sep 2024 50:50*               | 7.10          | 7.35      | 5.28           | 5.42      | NA             | NA        |
| Nippon India Ultra Short Duration Fund#                                 | 6.98          | 7.56      | 5.70           | 6.16      | 5.31           | 5.91      |
| Nippon India Low Duration Fund#   | 6.95          | 7.47      | 5.54           | 5.97      | 6.04           | 6.10      |

Nippon India Nifty G-Sec Jun 2036 Maturity Index Fund, Nippon India Nifty SDL Plus G-Sec - Jun 2029 Maturity 70:30 Index Fund & Nippon India Nifty G-Sec Oct 2028 Maturity Index Fund have not completed 3 and 5 years, the performance details of 1 year are provided herein

Nippon India ETF Nifty CPSE Bond Plus SDL Sep 2024 50:50 has not completed 5 years, the performance details of 1 & 3 year are provided herein

Mr. Vivek Sharma has been managing Nippon India Nifty G-Sec Jun 2036 Maturity Index Fund since Dec 2022

Mr. Vivek Sharma has been managing Nippon India Nifty SDL Plus G-Sec - Jun 2029 Maturity 70:30 Index Fund since Feb 2023

Mr. Vivek Sharma has been managing Nippon India Nifty G-Sec Oct 2028 Maturity Index Fund since Mar 2023

Mr. Vivek Sharma has been managing Nippon India ETF Nifty CPSE Bond Plus SDL Sep 2024 50:50 since Mar 2021

Mr. Vivek Sharma has been managing Nippon India Ultra Short Duration Fund since Oct 2013

Mr. Vivek Sharma has been managing Nippon India Low Duration Fund since Feb 2020

- Vivek Sharma manages 16 open-ended schemes of Nippon India Mutual Fund.
- In case the number of schemes managed by a fund manager is more than six, performance data of other schemes, the top 3 and bottom 3 schemes managed by fund manager has been provided herein on the basis of 1 Year CAGR returns.
- Period for which scheme's performance has been provided is computed basis last day of the month-end preceding the date of advertisement.
- Different plans shall have a different expense structure.

\* The Scheme does not offer any Plans/Options. The performance details are provided at Scheme level using IDCW Reinvestment NAV's

# The performance details provided herein are of Growth Plan (Regular Plan).

**Fund Manager: Mr. Siddharth Deb**

| Scheme Name/s  | CAGR %        |           |                |           |                |           |
|--|---------------|-----------|----------------|-----------|----------------|-----------|
|  | 1 Year Return |           | 3 Years Return |           | 5 Years Return |           |
|  | Scheme        | Benchmark | Scheme         | Benchmark | Scheme         | Benchmark |
| <b>Top 3</b>   |               |           |                |           |                |           |
| Nippon India Nifty G-Sec Jun 2036 Maturity Index Fund# | 9.17          | 9.27      | NA             | NA        | NA             | NA        |
| Nippon India ETF Nifty 5 yr Benchmark G-Sec*           | 8.43          | 8.52      | 5.66           | 5.83      | NA             | NA        |
| Nippon India ETF Nifty 8-13 yr G-Sec Long Term Gilt*   | 8.41          | 8.56      | 5.24           | 5.60      | 5.55           | 5.78      |
| <b>Bottom 3</b>  |               |           |                |           |                |           |
| Nippon India Overnight Fund#                           | 6.72          | 6.84      | 5.47           | 5.62      | 4.72           | 4.86      |
| Nippon India ETF Nifty 1D Rate Liquid BeES@*           | 5.93          | 6.85      | 4.57           | 5.61      | 3.78           | 4.85      |
| Nippon India ETF Hang Seng BeES*                       | -9.04         | -8.38     | -6.59          | -5.92     | -2.88          | -2.13     |

Nippon India Nifty G-Sec Jun 2036 Maturity Index Fund has not completed 3 and 5 years, the performance details of 1 year are provided herein

Nippon India ETF Nifty 5 yr Benchmark G-Sec has not completed 5 years, the performance details of 1 & 3 years are provided herein

Mr. Siddharth Deb has been managing Nippon India Nifty G-Sec Jun 2036 Maturity Index Fund since Dec 2022

Mr. Siddharth Deb has been managing Nippon India ETF Nifty 5 yr Benchmark G-Sec since Apr 2021

Mr. Siddharth Deb has been managing Nippon India ETF Nifty 8-13 yr G-Sec Long Term Gilt since Mar 2021

Mr. Siddharth Deb has been managing Nippon India Overnight Fund since Mar 2022  
 Mr. Siddharth Deb has been managing Nippon India ETF Nifty 1D Rate Liquid BeES since Nov 2012  
 Mr. Siddharth Deb has been managing Nippon India ETF Hang Seng BeES since Nov 2016

- a. Siddharth Deb manages 15 open-ended schemes of Nippon India Mutual Fund.  
 b. In case the number of schemes managed by a fund manager is more than six, performance data of other schemes, the top 3 and bottom 3 schemes managed by fund manager has been provided herein.  
 c. Period for which scheme's performance has been provided is computed basis last day of the month-end preceding the date of advertisement.  
 d. Different plans shall have a different expense structure.
- \* The Scheme does not offer any Plans/Options. The performance details are provided at Scheme level using IDCW Reinvestment NAV's  
 # The performance details provided herein are of Growth Plan (Regular Plan).  
 @ The performance details provided herein are of Daily IDCW Re-investment Plan



**Past performance may or may not be sustained in future** and the same may not necessarily provide the basis for comparison with other Investment. IDCWs (if any) are assumed to be reinvested at the prevailing NAV. Performance of the scheme would be Net of Dividend distribution tax, if any. Face value of Nippon India ETF Nifty 1D Rate Liquid BeES is Rs. 1,000/- per unit. Face value of Nippon India ETF Hang Seng BeES is Re.1/- per unit. Face value of other schemes is Rs.10/- per unit. Face value of Nippon India Overnight Fund is 100 per unit. In case, the start/end date of the concerned period is non-business day (NBD), the NAV of the previous date is considered for computation of returns.

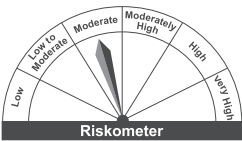
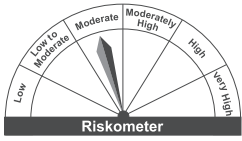
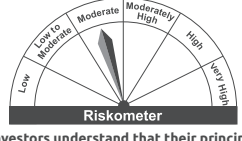

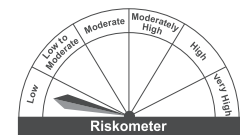
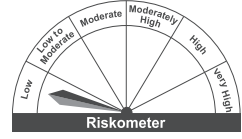
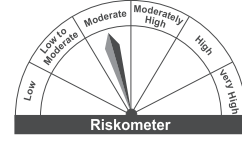
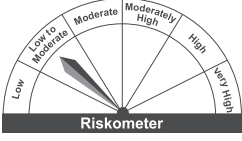







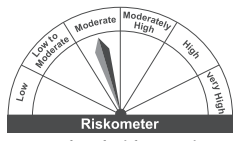
Finance Act 2020 has abolished dividend distribution tax on IDCW declared and paid by Mutual Fund scheme. W.e.f. 01.04.2020 IDCW received from Mutual fund scheme is taxable in the hands of investor and mutual fund scheme is required to withhold tax on IDCW as per applicable rate

## Scheme Features of Nippon India Nifty AAA PSU Bond Plus SDL – Sep 2026 Maturity 50:50 Index Fund

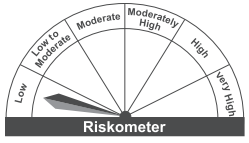

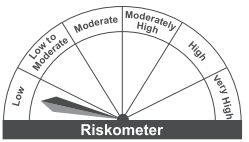

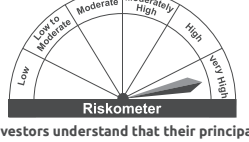
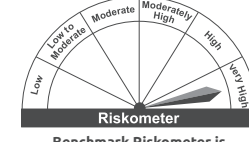
|   |  |  |                |                     |
|---|--|--|----------------|---------------------|
| <b>Nature of Scheme</b>   | An open-ended Target Maturity Index Fund investing in constituents of Nifty AAA PSU Bond Plus SDL Sep 2026 50:50 Index. A relatively High interest rate risk and Relatively Low Credit Risk                            |  |                |                     |
| <b>Benchmark</b>  | Nifty AAA PSU Bond Plus SDL Sep 2026 50:50 Index   |  |                |                     |
| <b>Fund Manager</b>   | Vivek Sharma & Siddharth Deb   |  |                |                     |
| <b>Inception Date</b>   | October 27, 2022   |  |                |                     |
| <b>Indicative Asset Allocation</b>  | <b>Instruments</b>   | <b>Indicative asset allocation (% of total assets)</b> |                | <b>Risk Profile</b> |
|   |  | <b>Minimum</b>   | <b>Maximum</b> |                     |
|   | AAA PSU Bonds representing the bonds portion of Nifty AAA PSU Bond Plus SDL Sep 2026 50:50 Index   | 95%  | 100%           | Low to Moderate     |
|   | State Development Loans (SDLs) representing the SDL portion of Nifty AAA PSU Bond Plus SDL Sep 2026 50:50 Index  |  |                | Low to Moderate     |
| **Money Market instruments, cash & cash equivalents   | 0%   | 5%   | Low            |                     |
| <p>**Money Market Instruments will include treasury bills and government securities having a residual maturity upto one year, Tri-Party Repos on Government securities or Treasury bills, Certificate of Deposits (CDs) &amp; Commercial Papers (CPs) on CPSEs/PFIs and other Government organizations as specified by the Reserve Bank of India/ SEBI from time to time after seeking necessary approval, wherever required.<br/>         CPSE – Central Public Sector Enterprise; PFI – Public Financial Institution<br/>         Cash Equivalents include Government Securities, T-Bills and Repo on Government Securities having residual maturity of less than 91 days.<br/>         (For more details please refer Scheme Information Document)</p> |  |  |                |                     |
| <b>Transparency/NAV Disclosure</b>  | Nippon India Mutual Fund shall declare the Net asset value of the scheme on every business day on AMFI's website www.amfiindia.com by 11:00 p.m. on the day of declaration of the NAV and also on mf.nipponindiaim.com |  |                |                     |
| <b>Load Structure</b>   | <b>Exit Load:</b> Nil  |  |                |                     |
| <b>Minimum Application Amount</b>   | Minimum application amount and Minimum additional investment is Rs. 1000 and in multiples of Re. 1 thereafter.   |  |                |                     |
| <b>Plans</b>  | <p><b>The Scheme offers following Plans under Direct Plan and Regular Plan:</b><br/>         a) Growth Plan<br/>         b) Income Distribution cum Capital Withdrawal Plan</p>  |  |                |                     |

## Product Label

| Scheme Name   | This Product is suitable for Investors who are Seeking*   | Fund Riskometer  | Benchmark Riskometer  |
|---|---|--|---|
| <p><b>Nippon India Nifty G-Sec Jun 2036 Maturity Index Fund</b><br/>           (An open-ended Target Maturity Index Fund investing in constituents of Nifty GSec Jun 2036 Index. A Relatively High Interest rate risk and Relatively Low Credit Risk.)<br/> <b>Benchmark :</b> Nifty G-Sec Jun 2036 Index</p> | <ul style="list-style-type: none"> <li>Income over long term</li> <li>Investments in Government Securities that seek to track the Nifty G-Sec Jun 2036 Index, subject to tracking errors</li> </ul> |  <p><b>Riskometer</b><br/>Investors understand that their principal will be at Moderate risk</p> |  <p><b>Riskometer</b><br/>Benchmark Riskometer is at Moderate risk</p> |

|  |  |   |   |
|--|--|---|---|
| <p><b>Nippon India Nifty SDL Plus G-Sec - Jun 2029 Maturity 70:30 Index Fund</b><br/>(An open-ended Target Maturity Index Fund investing in constituents of Nifty SDL Plus G-Sec Jun 2029 70:30 Index. A Relatively High interest rate risk and Relatively Low Credit Risk.)</p> <p><b>Benchmark :</b> Nifty SDL Plus G-Sec Jun 2029 70:30 Index</p>                             | <ul style="list-style-type: none"> <li>Income over long term</li> <li>Investments in State Development Loans (SDLs) Government Securities that seek to track Nifty SDL Plus GSec Jun 2029 70:30 Index, subject to tracking errors</li> </ul>           |  <p><b>Riskometer</b><br/>Investors understand that their principal will be at Moderate risk</p>          |  <p><b>Benchmark Riskometer is at Moderate risk</b></p>          |
| <p><b>Nippon India Nifty G-Sec Oct 2028 Maturity Index Fund</b><br/>(An open-ended Target Maturity Index Fund investing in constituents of Nifty GSec Oct 2028 Index. A Relatively High interest rate risk and Relatively Low Credit Risk.)</p> <p><b>Benchmark :</b> Nifty G-Sec Oct 2028 Index</p>   | <ul style="list-style-type: none"> <li>Income over long term</li> <li>Investments in Government Securities that seek to track the Nifty G-Sec Oct 2028 Index, subject to tracking errors</li> </ul>  |  <p><b>Riskometer</b><br/>Investors understand that their principal will be at Moderate risk</p>          |  <p><b>Benchmark Riskometer is at Moderate risk</b></p>          |
| <p><b>Nippon India ETF Nifty CPSE Bond Plus SDL Sep 2024 50:50</b><br/>(An open-ended Target Maturity Exchange Traded CPSE Bond Plus SDL Fund predominately investing in constituents of Nifty CPSE Bond Plus SDL Sep 2024 50:50 Index. Moderate interest rate risk and Relatively Low Credit Risk.)</p> <p><b>Benchmark :</b> Nifty CPSE Bond Plus SDL Sep 2024 50:50 Index</p> | <ul style="list-style-type: none"> <li>Income over long term</li> <li>Investments in CPSE Bonds &amp; State Development Loans (SDL) similar to the composition of Nifty CPSE Bond Plus SDL Sep 2024 50:50 Index, subject to tracking errors</li> </ul> |  <p><b>Riskometer</b><br/>Investors understand that their principal will be at Low risk</p>               |  <p><b>Benchmark Riskometer is at Low risk</b></p>               |
| <p><b>Nippon India Ultra Short Duration Fund</b><br/>(An open ended ultra-short term debt scheme investing in debt and money market instruments such that the Macaulay duration of the portfolio is between 3 - 6 months. Moderate interest rate risk and moderate Credit Risk.)</p> <p><b>Benchmark :</b> CRISIL Ultra Short Duration Debt A-I Index</p>                        | <ul style="list-style-type: none"> <li>Income over short term</li> <li>Investment in debt and money market instruments such that the Macaulay duration of the portfolio is between 3- 6 months</li> </ul>  |  <p><b>Riskometer</b><br/>Investors understand that their principal will be at Moderate risk</p>          |  <p><b>Benchmark Riskometer is at Low to Moderate risk</b></p>   |
| <p><b>Nippon India Low Duration Fund</b><br/>(An open ended low duration debt scheme investing in debt and money market instruments such that the Macaulay duration of the portfolio is between 6 - 12months. Relatively High interest rate risk and moderate Credit Risk.)</p> <p><b>Benchmark :</b> CRISIL Low Duration Debt A-I Index</p>                                     | <ul style="list-style-type: none"> <li>Income over short term</li> <li>Investment in debt and money market instruments such that the Macaulay duration of the portfolio is between 6 - 12 months</li> </ul>  |  <p><b>Riskometer</b><br/>Investors understand that their principal will be at Low to Moderate risk</p> |  <p><b>Benchmark Riskometer is at Low to Moderate risk</b></p> |
| <p><b>Nippon India Nifty G-Sec Jun 2036 Maturity Index Fund</b><br/>(An open-ended Target Maturity Index Fund investing in constituents of Nifty GSec Jun 2036 Index. A Relatively High Interest rate risk and Relatively Low Credit Risk.)</p> <p><b>Benchmark :</b> Nifty G-Sec Jun 2036 Index</p>   | <ul style="list-style-type: none"> <li>Income over long term</li> <li>Investments in Government Securities that seek to track the Nifty G-Sec Jun 2036 Index, subject to tracking errors</li> </ul>  |  <p><b>Riskometer</b><br/>Investors understand that their principal will be at Moderate risk</p>        |  <p><b>Benchmark Riskometer is at Moderate risk</b></p>        |
| <p><b>Nippon India ETF Nifty 5 yr Benchmark G-Sec</b><br/>(An open ended scheme replicating/tracking Nifty 5 yr Benchmark GSec Index. Relatively High interest rate risk and Relatively Low Credit Risk.)</p> <p><b>Benchmark :</b> Nifty 5 Yr Benchmark G-Sec Index</p>   | <ul style="list-style-type: none"> <li>Income over long term</li> <li>Investments in Gilt Securities replicating the composition of Nifty 5 Yr Benchmark G-Sec Index, subject to tracking errors</li> </ul>  |  <p><b>Riskometer</b><br/>Investors understand that their principal will be at Moderate risk</p>        |  <p><b>Benchmark Riskometer is at Moderate risk</b></p>        |
| <p><b>Nippon India ETF Nifty 8-13 yr G-Sec Long Term Gilt</b><br/>(An Open Ended Index Exchange Traded Fund. Relatively High interest rate risk and Relatively Low Credit Risk.)</p> <p><b>Benchmark :</b> Nifty 8-13 yr G-Sec Index</p>   | <ul style="list-style-type: none"> <li>Income over long term</li> <li>Investments in Gilt Securities replicating the composition of Nifty 8-13 yr G-Sec Index, subject to tracking errors</li> </ul>   |  <p><b>Riskometer</b><br/>Investors understand that their principal will be at Moderate risk</p>        |  <p><b>Benchmark Riskometer is at Moderate risk</b></p>        |



|  |   |  |   |
|--|---|--|---|
| <p><b>Nippon India Overnight Fund</b><br/>(An open-ended debt scheme investing in overnight securities. Relatively Low Interest Rate Risk and Relatively Low Credit Risk.)</p> <p><b>Benchmark:</b> CRISIL Liquid Overnight Index</p>  | <ul style="list-style-type: none"> <li>Income over short term</li> <li>Investment in Debt &amp; Money Market Instruments with overnight maturity</li> </ul>   |  <p><b>Riskometer</b><br/>Investors understand that their principal will be at <b>Low risk</b></p>       |  <p><b>Benchmark Riskometer is at Low risk</b></p>       |
| <p><b>Nippon India ETF Nifty ID Rate Liquid BeES</b><br/>(An open ended liquid scheme, listed on the Exchange in the form of an ETF, investing in Tri-Party Repo on G-Sec or T-bills /Repo &amp; Reverse Repo with daily Dividend and compulsory Reinvestment of Income Distribution cum capital withdrawal option. Relatively Low Interest Rate Risk and Relatively Low Credit Risk.)</p> <p><b>Benchmark :</b> Nifty ID Rate Index</p> | <ul style="list-style-type: none"> <li>Current Income with high degree of liquidity</li> <li>Investment in Tri-Party Repo on G-Sec or T-bills/Repo &amp; Reverse Repo predominantly &amp; Money Market Instruments</li> </ul> |  <p><b>Riskometer</b><br/>Investors understand that their principal will be at <b>Low risk</b></p>       |  <p><b>Benchmark Riskometer is at Low risk</b></p>       |
| <p><b>Nippon India ETF Hang Seng BeES</b><br/>(An open ended index Scheme, investing in overseas Securities listed on the Exchange in the form of an Exchange Traded Fund (ETF) tracking the Hang Seng Index)</p> <p><b>Benchmark :</b> Hang Seng TRI</p>  | <ul style="list-style-type: none"> <li>Long term capital appreciation</li> <li>Investment in Securities covered by Hang Seng Index</li> </ul>   |  <p><b>Riskometer</b><br/>Investors understand that their principal will be at <b>Very High risk</b></p> |  <p><b>Benchmark Riskometer is at Very High risk</b></p> |

\*Investors should consult their financial advisors if in doubt about whether the product is suitable for them.

**Risk Factors:** Mutual Funds and securities investments are subject to market risks such as trading volumes, settlement risk, liquidity risk and default risk including the possible loss of principal and there is no assurance or guarantee that the objectives of the Scheme will be achieved. As the price / value / interest rates of the securities in which the scheme invests fluctuates, the value of your investment in the scheme may go up or down. Past performance of the Sponsor/AMC/Mutual Fund does not guarantee future performance of the scheme. The present scheme is not a guaranteed or assured return scheme. For more details, refer Scheme Information Document (SID).

**Disclaimers:**

- The information herein is meant only for general reading purposes and the views being expressed only constitute opinions and therefore cannot be considered as guidelines, recommendations or as a professional guide for the readers. Some of the statements & assertions contained in these materials may reflect NAM India's views or opinions, which in turn may have been formed on the basis of such data or information.

- Before making any investments, the readers are advised to seek independent professional advice, verify the contents in order to arrive at an informed investment decision. None of the Sponsor, the Investment Manager, the Trustee, their respective directors, employees, associates or representatives shall be liable in any way for any direct, indirect, special, incidental, consequential, punitive or exemplary damages, including on account of lost profits arising from the information contained in this material.

**Mutual Fund investments are subject to market risks, read all scheme related documents carefully.**