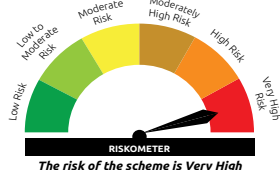



Nippon India Nifty Alpha Low Volatility 30 Index Fund

(An open ended scheme replicating/tracking Nifty Alpha Low Volatility 30 Index)

Product label

	Scheme Riskometer	Benchmark Riskometer
<p>This product is suitable for investors who are seeking*:</p> <ul style="list-style-type: none"> Long term capital growth Investment in equity and equity related securities and portfolio replicating the composition of the Nifty Alpha Low Volatility 30 Index, subject to tracking errors. <p>*Investors should consult their financial advisors if in doubt about whether the product is suitable for them.</p>	<p>Nippon India Nifty Alpha Low Volatility 30 Index Fund</p>  <p>The risk of the scheme is Very High</p>	<p>Nifty Alpha Low Volatility 30 TRI</p>  <p>The risk of the benchmark is Very High</p>

Contents

Why Index Fund?	Page 2
Strategies used through Index Funds	Page 2
Nippon India Nifty Alpha Low Volatility 30 Index Fund - Investment Objective	Page 2
About the Nifty Alpha Low Volatility 30 Index	Page 2
Scheme Portfolio of Nippon India Nifty Alpha Low Volatility 30 Index Fund	Page 3
Scheme Features Nippon India Nifty Alpha Low Volatility 30 Index Fund	Page 4
Disclaimers	Page 4

Nippon Life India Asset Management Limited (NAM India) is one of the largest asset managers with more than 30 years of experience in managing wealth of investors with a robust distribution network in India and a global reach through its various subsidiaries.

Nippon India Mutual Fund
MF/022/95/1

Why Index Fund?

- ▶ **Less of Ambiguity:** The Index funds investment strategy & stock selection is clearly defined, holding stocks as per the underlying Index in the same weightages (subject to expense ratio & tracking error).
- ▶ **Diversification** - Buying a single unit offers diversification benefit in the entire index companies.
- ▶ **Low Cost** - Generally less expensive than investing in multiple individual securities/active equity fund. (Low cost with respect to Total Expense Ratio)

Strategies used through Index based Equity Index Funds

- ▶ **Liquidity Management** - Index funds can be used for a given percentage of each asset class to provide a liquidity buffer across the asset allocation.
- ▶ **Portfolio Completion** - Index funds allow investors to gain exposure to an asset class that is under-represented in the asset allocation.
- ▶ **Cash Equitization** – Index funds assist in remaining fully invested into equity as per the allocation model, while maintaining liquidity, thus minimizing the cash drag effect on the portfolio.
- ▶ **Portfolio Transitions** – Since index funds are passive funds, they may help maintain market exposure while there are changes in sector/stock allocations in a portfolio, hence avoids the risk of missing any market movement.

Nippon India Nifty Alpha Low Volatility 30 Index Fund

Investment Objective: Nippon India Nifty Alpha Low Volatility 30 Index Fund

The investment objective of the scheme is to provide investment returns closely corresponding to the total returns of the securities as represented by the Nifty Alpha Low Volatility 30 Index before expenses, subject to tracking errors. However, there can be no assurance or guarantee that the investment objective of the Scheme will be achieved.

Why Invest in Nippon India Nifty Alpha Low Volatility 30 Index Fund

- **Multi Factor Strategy:** Provides exposure to two factors through single index product thus benefitting from combination of both Alpha and Low Volatility factors i.e. potential for growth and stability.
- **Reduce Risk:** Elimination of non-systematic risks like stock picking and portfolio manager selection, via rule based investing in the 30 stocks.
- **Convenience:** Will also allow non-demat account holders to seek exposure to large and midcap stocks via investing through Nippon India Nifty Alpha Low Volatility 30 Index Fund.
- **SIP Investments:** Investors can avail the benefit of Systematic Investment Plan (SIP).

About Nifty Alpha Low Volatility 30 Index

Overview

Nifty Alpha Low-Volatility 30 Index is designed to reflect the performance of a portfolio of stocks selected based on combination of Alpha and Low Volatility. The Index consists of 30 stocks selected from Nifty 100 and Nifty Midcap 50.

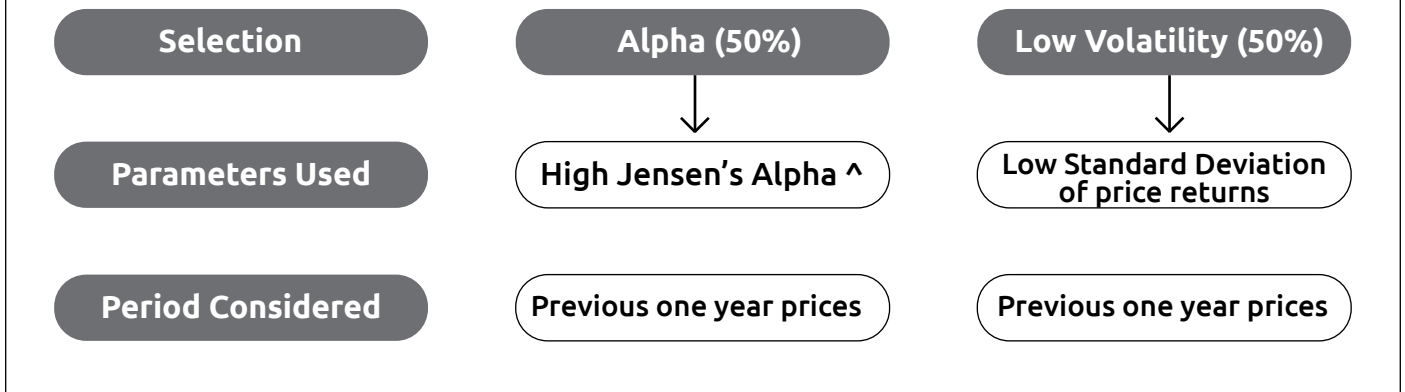
Index Methodology:

1. All constituents forming part of NIFTY 100 and NIFTY Midcap 50 at the time of review are eligible for inclusion in the index.
2. Stocks should be available for trading in derivative segment (F&O). Constituents should have a minimum listing history of 1 year.
3. Index consist of well diversified portfolio of 30 stocks selected based on combination of 2 factors – Alpha and Low-Volatility (explained in next page).
4. Stock selection and weights are derived from factor scores resulting in portfolio capturing the essence of underlying factor dynamics.
5. Stock weights are capped at the lower of 5% or 5 times the weight of the stock in the index based only on free float market capitalization.

Index Rebalancing

The index is rebalanced semi-annually in June and December.

Selection criteria of stocks based on below factors



[^] Alpha calculation: $\alpha_s = r_s - [r_f + \beta_s (r_m - r_f)]$

α_s : Alpha of the stock

r_s : Average of daily return of security during previous 12 months

r_f : Average of daily 3 Month MIBOR rate during previous 12 months

r_m : Average of daily return of index i.e. Nifty 50

β_s : Beta of the security calculated based on previous 12 month period

Source: NSE Indices Ltd. For more details, please refer the methodology document.

Note: The performance of the scheme shall be benchmarked to the Total Return (TRI) variant of the Index chosen as a benchmark.

Scheme Portfolio of Nippon India Nifty Alpha Low Volatility 30 Index Fund as on 31st May, 2026

Sr. No	Stock Name	Weightage (%)	Sr. No	Stock Name	Weightage (%)
1	State Bank of India	4.22%	17	Bajaj Finance Limited	3.33%
2	ICICI Bank Limited	4.20%	18	Sun Pharmaceutical Industries Limited	3.32%
3	Nestle India Limited	4.18%	19	Reliance Industries Limited	3.30%
4	SBI Life Insurance Company Limited	4.03%	20	Max Financial Services Limited	3.21%
5	Eicher Motors Limited	3.90%	21	Marico Limited	3.16%
6	HDFC Bank Limited	3.74%	22	TVS Motor Company Limited	3.09%
7	Titan Company Limited	3.69%	23	Grasim Industries Limited	3.06%
8	Asian Paints Limited	3.66%	24	Dr. Reddy's Laboratories Limited	3.02%
9	Apollo Hospitals Enterprise Limited	3.62%	25	UltraTech Cement Limited	2.85%
10	Maruti Suzuki India Limited	3.56%	26	Kotak Mahindra Bank Limited	2.80%
11	The Federal Bank Limited	3.52%	27	Bajaj Finserv Limited	2.80%
12	Britannia Industries Limited	3.48%	28	HDFC Life Insurance Company Limited	2.78%
13	Tata Consumer Products Limited	3.47%	29	Shree Cement Limited	2.46%
14	Bharti Airtel Limited	3.38%	30	SBI Cards and Payment Services Limited	1.36%
15	Torrent Pharmaceuticals Limited	3.36%	31	Cash & Other Receivables	0.10%
16	Pidilite Industries Limited	3.35%			
Total					100.00%

Note: The stocks mentioned form a part of the portfolio and may or may not form a part of the portfolio in future. Please read Scheme Information Document carefully for more details and risk factors.

Scheme Performance Nippon India Nifty Alpha Low Volatility 30 Index Fund as on 31st May, 2026

Fund / Benchmark(Value of ₹10, 000 invested)	1 Year		3 Years		5 Years		Since Inception	
	Amount in ₹	Returns (%)	Amount in ₹	Returns (%)	Amount in ₹	Returns (%)	Amount in ₹	Returns (%)
NAV as on May 29, 2026: ₹15.1186								
Nippon India Nifty Alpha Low Volatility 30 Index Fund - Regular	Inception Date : Aug 19, 2022							
Nippon India Nifty Alpha Low Volatility 30 Index Fund	9,681	-3.20	14,016	11.92	NA	NA	15,119	11.56
B:Nifty Alpha Low Volatility 30 TRI	9,796	-2.05	14,537	13.29	NA	NA	15,835	12.94
AB:Nifty 50 TRI	9,616	-3.85	13,140	9.54	NA	NA	13,788	8.87
NAV as on May 29, 2026: ₹15.4450								
Nippon India Nifty Alpha Low Volatility 30 Index Fund - Direct	Inception Date : Aug 19, 2022							
Nippon India Nifty Alpha Low Volatility 30 Index Fund	9,731	-2.69	14,239	12.51	NA	NA	15,445	12.19
B:Nifty Alpha Low Volatility 30 TRI	9,796	-2.05	14,537	13.29	NA	NA	15,835	12.94
AB:Nifty 50 TRI	9,616	-3.85	13,140	9.54	NA	NA	13,788	8.87
Fund Manager : Jitendra Tolani (Since Feb 2025)								

Performance as on 31st May, 2026

B: Benchmark, AB: Additional Benchmark, TRI: Total Return Index

TRI - Total Returns Index reflects the returns on the index arising from (a) constituent stock price movements and (b) dividend receipts from constituent index stocks, thereby showing a true picture of returns.

Period for which scheme's performance has been provided is computed basis last day of the month-end preceding the date of advertisement.

Past performance may or may not be sustained in future and the same may not necessarily provide the basis for comparison with other investment. Performance of the schemes (wherever provided) are calculated basis CAGR for the past 1 year, 3 years, 5 years and since inception. IDCWs (if any) are assumed to be reinvested at the prevailing NAV. Performance of the scheme would be Net of Dividend distribution tax, if any. Face value of scheme is Rs.10/- per unit. In case, the start/end date of the concerned period is non-business day (NBD), the NAV of the previous date is considered for computation of returns.

Finance Act 2020 has abolished dividend distribution tax on IDCW declared and paid by Mutual Fund scheme. W.e.f. 01.04.2020 IDCW received from Mutual fund scheme is taxable in the hands of investor and mutual fund scheme is required to withhold tax on IDCW as per applicable rate.

Performance of other open ended schemes managed by the same fund manager as on 31st May, 2026

Scheme Name/s	CAGR %								
	1 Year Return			3 Years Return			5 Years Return		
	Regular Plan	Direct Plan	Benchmark	Regular Plan	Direct Plan	Benchmark	Regular Plan	Direct Plan	Benchmark
TOP 3									
Nippon India Silver ETF Fund of Fund#	161.32	162.15	171.56	51.34	51.82	54.93	N.A	N.A	N.A
Nippon India ETF Nifty PSU Bank BeES*	17.13	--	17.77	26.75	--	27.46	28.12	--	28.85
Nippon India Nifty Pharma ETF*	14.17	--	14.43	24.90	--	25.23	N.A	--	N.A
Bottom 3									
Nippon India Nifty Realty Index Fund#	-18.15	-17.71	-17.34	N.A	N.A	N.A	N.A	N.A	N.A
Nippon India ETF Nifty IT*	-20.45	--	-20.30	1.78	--	2.02	3.26	--	3.53
Nippon India Nifty IT Index Fund#	-20.99	-20.50	-20.30	N.A	N.A	N.A	N.A	N.A	N.A

Nippon India Silver ETF Fund of Fund & Nippon India Nifty Pharma ETF have not completed 5 years, the performance details of 1 & 3 years are provided herein. Nippon India Nifty Realty Index Fund & Nippon India Nifty IT Index Fund have not completed 3 & 5 years, the performance details of 1 years are provided herein.

Mr. Jitendra Tolani has been managing Nippon India Silver ETF Fund of Fund since Feb 2025

Mr. Jitendra Tolani has been managing Nippon India ETF Nifty PSU Bank BeES since Feb 2025

Mr. Jitendra Tolani has been managing Nippon India Nifty Pharma ETF since Feb 2025

Mr. Jitendra Tolani has been managing Nippon India Nifty Realty Index Fund since Feb 2025

Mr. Jitendra Tolani has been managing Nippon India ETF Nifty IT since Feb 2025

Mr. Jitendra Tolani has been managing Nippon India Nifty IT Index Fund since Feb 2025

Note:

- Jitendra Tolani manages 22 open-ended schemes of Nippon India Mutual Fund.
- In case the number of schemes managed by a fund manager is more than six, in the performance data of other schemes, the top 3 and bottom 3 schemes managed by fund manager has been provided herein are on the basis of 1 Year CAGR returns
- Period for which scheme's performance has been provided is computed basis last day of the month-end preceding the date of advertisement
- Different schemes shall have a different expense structure.

#The performance details provided herein are of Growth plan.

*The Scheme does not offer any Plans/Options. The performance details are provided at Scheme level using IDCW Reinvestment NAV's.

Past performance may or may not be sustained in future and the same may not necessarily provide the basis for comparison with other Investment. IDCWs (if any) are assumed to be reinvested at the prevailing NAV. Performance of the scheme would be Net of Dividend distribution tax, if any. Face Value of other schemes is Rs.10/- per unit. Face Value of Nippon India ETF Nifty PSU Bank BeES is 1 per unit. In case, the start/end date of the concerned period is non-business day (NBD), the NAV of the previous date is considered for computation of returns.

Finance Act 2020 has abolished dividend distribution tax on IDCW declared and paid by Mutual Fund scheme. W.e.f. 01.04.2020 IDCW received from Mutual fund scheme is taxable in the hands of investor and mutual fund scheme is required to withhold tax on IDCW as per applicable rate.

Scheme Features of Nippon India Nifty Alpha Low Volatility 30 Index Fund


Nature of Scheme	An open ended scheme replicating/tracking Nifty Alpha Low Volatility 30 Index
Benchmark	Nifty Alpha Low Volatility 30 TRI
Fund Manager	Jitendra Tolani (w.e.f Feb 01, 2025)
Inception Date	19th August, 2022
Load Structure	Exit Load: Nil
Minimum Application Amount	During Ongoing Basis: Minimum amount of Rs.1,000 and in multiples of Re.1 thereafter Additional amount of Rs.1,000 and in multiples of Re.1 thereafter
Plans	The Scheme offers following Plans under Direct Plan and Regular Plan: a) Growth Plan b) Income Distribution cum Capital Withdrawal Plan

Risk factors: Mutual Funds and securities investments are subject to market risks such as trading volumes, settlement risk, liquidity risk and default risk including the possible loss of principal and there is no assurance or guarantee that the objectives of the Scheme will be achieved. As the price / value / interest rates of the securities in which the scheme invests fluctuates, the value of your investment in the scheme may go up or down. Past performance of the Sponsor/AMC/Mutual Fund does not guarantee future performance of the scheme. The present scheme is not a guaranteed or assured return scheme. For more details, refer Scheme Information Document (SID).

Disclaimers

The information herein is meant only for general reading purposes and the views being expressed only constitute opinions and therefore cannot be considered as guidelines, recommendations or as a professional guide for the readers. Certain factual and statistical information (historical) pertaining to Industry and markets have been obtained from independent third-party sources, which are deemed to be reliable. It may be noted that since Nippon Life India Asset Management Limited (NAM India) has not independently verified the accuracy or authenticity of such information or data, or for that matter the reasonableness of the assumptions upon which such data and information has been processed or arrived at; NAM India does not in any manner assure the accuracy or authenticity of such data and information. Some of the statements & assertions contained in these materials may reflect NAM India's views or opinions, which in turn may have been formed on the basis of such data or information.

Before making any investments, the readers are advised to seek independent professional advice, verify the contents in order to arrive at an informed investment decision. None of the Sponsor, the Investment Manager, the Trustee, their respective directors, employees, associates or representatives shall be liable in any way for any direct, indirect, special, incidental, consequential, punitive or exemplary damages, including on account of lost profits arising from the information contained in this material.



Mutual Fund investments are subject to market risks, read all scheme related documents carefully.