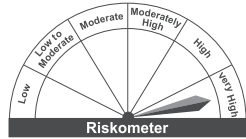
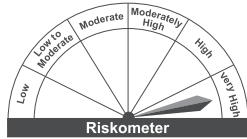


Nippon India Nifty Auto ETF

(An open ended scheme replicating/ tracking Nifty Auto Index)

Product label

Product label		
<p>This product is suitable for investors who are seeking*:</p> <ul style="list-style-type: none"> Long term capital growth Investment in equity and equity related securities and portfolios replicating the composition of Nifty Auto Index, subject to tracking errors <p>*Investors should consult their financial advisors if in doubt about whether the product is suitable for them.</p>	<p>Nippon India Nifty Auto ETF</p>  <p>Riskometer Investors understand that their principal will be at Very High risk</p>	<p>Nifty Auto TRI</p>  <p>Riskometer Benchmark Riskometer is at Very High risk</p>

Contents

Why Equity ETF?	Page 2
Strategies used through Index based Equity ETFs	Page 2
Transaction Options available for investors	Page 2
Creation Unit Size	Page 2
Nippon India Nifty Auto ETF - Investment Objective & Positioning	Page 3
Benefits of Nippon India Nifty Auto ETF	Page 3
About Nifty Auto Index	Page 3
Current Valuations	Page 3
Scheme Portfolio of Nippon India Nifty Auto ETF	Page 4
Scheme Performance Nippon India Nifty Auto ETF	Page 4
Performance of other open ended schemes managed by the same fund manager	Page 4
Scheme Features Nippon India Nifty Auto ETF	Page 5
Product Label	Page 5
Disclaimers	Page 6

Nippon Life India Asset Management Limited (NAM India) is one of the largest asset managers with more than 28 years of experience in managing wealth of investors with a robust distribution network in India.

To cater to the increasing demand for passive management, we offer a variety of Exchange Traded Funds (ETFs) under "Nippon India ETFs". Currently, we offer eighteen equity ETF's – benchmarked against Nifty Bank TRI, Nifty 100 TRI, Nifty 50 TRI, Nifty Midcap 150 TRI, Nifty India Consumption TRI, Nifty Dividend Opportunities 50 TRI, Nifty 50 Value 20 TRI, Nifty Next 50 TRI, Nifty Infrastructure TRI, Nifty50 Shariah TRI, Nifty PSU bank TRI, Nifty CPSE TRI, Nifty IT TRI, Nifty Pharma TRI, Hang Seng TRI, BSE Sensex TRI, BSE Sensex Next 50 TRI & Nifty Auto TRI; Five debt ETFs – benchmarked against Nifty 8-13 yr G- Sec Index, Nifty CPSE Bond Plus SDL Sep 2024 50:50 Index, Nifty SDL Apr 2026 Top 20 Equal Weight Index, Nifty 5 Yr Benchmark G-Sec Index & Liquid ETF in money market space and two commodity ETF's – based on domestic prices of Gold and Silver.

Why Equity ETF?

- ▶ **Ease of transaction** - Can be easily bought / sold like any other stock on the exchange through terminals spread across the country
- ▶ **Ease of Liquidity** - Can be bought / sold anytime during market hours (subject to availability of buyer/seller) at prices prevailing in the market. Thus, investor transacts at real-time prices.
- ▶ **Low Cost** - Generally less expensive than investing in multiple individual securities.
- ▶ **Other Special Features**
 - Instant diversification through exposure to a large number of stocks by purchasing as low as 1 unit.
 - Buying / selling at close to live price and not end-of-day, also ability to put limit orders.
 - Authorised Participants/ Market Makers / Large investors can buy directly from the AMC at Live Prices in creation unit sizes[^].

Strategies used through Index based Equity ETFs

- ▶ **Liquidity Management** - ETFs can be used for a given percentage of each asset class to provide a liquidity buffer across the asset allocation.
- ▶ **Portfolio Completion** - ETFs allow investors to gain exposure to an asset class that is under-represented in the asset allocation.
- ▶ **Cash Equitization** - ETFs assist in remaining fully invested into equity as per the allocation model, while maintaining liquidity, thus minimizing the cash drag effect on the portfolio.
- ▶ **Portfolio Transitions** - Since ETFs are passive funds, they may help to maintain market exposure while there are changes in sector/ stock allocations in a portfolio, hence avoids the risk of missing any market movement.

Transaction Options available for investors

Subscription	Process	Features
Through Stock Exchange	Online Terminal / Stock Broker	<ul style="list-style-type: none"> • Can trade as less as 1 Unit • Unit credit on T+1 • Transaction on Exchange traded price • No paperwork • Transaction on order matching and availability of quotes
Through AMC (Authorized Participants/ Market Makers & Large Investors)	Transaction form with requisite documents	<ul style="list-style-type: none"> • Can transact in multiples of creation unit size[^] • Transaction in exchange of Portfolio deposit & Cash Component
Redemption	Process	Features
Through Stock Exchange	Online terminal / Stock Broker	<ul style="list-style-type: none"> • Can trade as less as 1 Unit • Amount credited T+1
Through AMC (Authorized Participants/ Market Makers & Large Investors)	Redemption Request	<ul style="list-style-type: none"> • Can trade in multiples of creation unit size[^] • Transaction in exchange of Portfolio deposit & Cash Component

Creation Unit Size

Creation Unit size is the minimum denomination of unit that can be directly purchased/redeemed from AMC

Tradable Unit	Composition	Creation Unit Size [^]	NAV Value (Rs.)*	Approx. Basket Value (Rs.)*
1 Unit Nippon India Nifty Auto ETF	~1/100 of Nifty Auto Index	25,000 units of Nippon India Nifty Auto ETF	237.5938	59,39,845

*Data as of 31st May, 2024 taken as reference value

Nippon India Nifty Auto ETF

Investment Objective: Nippon India Nifty Auto ETF

The investment objective of the scheme is to provide investment returns closely corresponding to the total returns of the securities as represented by the Nifty Auto Index before expenses, subject to tracking errors. However, there can be no assurance or guarantee that the investment objective of the Scheme will be achieved.

Positioning – Nippon India Nifty Auto ETF

- Nippon India Nifty Auto ETF is an Exchange Traded Fund (ETF) which will be listed on NSE and investing in stocks of Nifty Auto Index in the same proportion as the underlying Index.
- Nippon India Nifty Auto ETF is a low cost product in terms of total expense ratio.
- It aims to provide investors who would like to participate in the India growth story by passively investing in sector based portfolio of well known companies as represented by Nifty Auto Index.

Benefits of Nippon India Nifty Auto ETF

- ▶ **Liquidity:** Apart from being readily available for trade on the recognized stock exchanges, ETF units can also be bought in creation units size[^] by large investors directly from the Asset Management Company.
- ▶ **Less of Ambiguity:** The ETF's investment strategy & stock selection is clearly defined, holding stocks as per the underlying Index in the same weightages.
- ▶ **Transparency:** The index constituents are available in the public domain on a daily basis by NSE.
- ▶ **Diversification:** Buying a single unit currently offers diversification of 15 stocks in Automobiles sector and elimination of non-systematic risks like stock picking and portfolio manager selection by investing in the stock basket via Nippon India Nifty Auto ETF.

Source: NSE & NSE Indices Ltd.

About Nifty Auto Index

Overview

The index is designed to reflect the behavior and performance of the Automobiles sector which includes manufacturers of cars & motorcycles, heavy vehicles, auto ancillaries, tyres, etc. The index comprises of maximum of 15 stocks.

Key eligibility criteria for stock selection:

- Companies should form part of NIFTY 500 at the time of review.
- Minimum number of stocks within the index should be 10.
- In case, the number of eligible stocks within Nifty 500 falls below 10, then deficit number of stocks shall be selected from the universe of stocks ranked within top 800 based on both average daily turnover and average daily full market capitalisation based on previous six months period data used for index rebalancing of Nifty 500.
In case, the number of eligible stocks in the universe is still less than 10, then the deficit number of stocks shall be selected from the universe of stocks ranked within top 1000, top 1100, top 1200 and so on, based on both average daily turnover and average daily full market capitalization based on previous six months period data, until at least 10 eligible stocks are obtained. If the number of eligible stocks is still less than 10, then the index may have less than 10 constituents.
- Companies should form part of the Automobiles sector.
- Companies are sorted in the descending order of the Free-Float Market capitalization (FF MCap) and final selection of companies shall be made based on the FF MCap to form part of the index.
- Companies will be included if free-float market capitalization is 1.5 times the free-float market capitalization of the smallest index constituent in the index.
- Weightage of each stock in the index is calculated based on its free-float market capitalization such that no single stock shall be more than 33% and weightage of top 3 stocks cumulatively shall not be more than 62% at the time of rebalancing.

Index Re-Balancing:

The review of the index is undertaken semi-annually based on data for six months ending January and July and made effective from the last trading day of March and September.

Source: NSE Indices Ltd.

Note: The performance of the scheme shall be benchmarked to the Total Return (TRI) variant of the Index chosen as a benchmark.

Current Valuations

The P/E, P/B and dividend yield of Nifty Auto Index are as follows

Nifty Auto Index Valuations				
Date	Index Level	Price Earning (P/E)	Price to Book (P/B)	Dividend Yield (%)
31st May, 2024 (At Present)	23419.6	22.68	6.06	0.86

Note: The historical index values of the index are available on www.nseindia.com. Past performance may or may not be sustained in future. Investors are advised to consult their financial advisor before making any investment.

Source: www.nseindia.com

Scheme Portfolio of Nippon India Nifty Auto ETF as on 31st May, 2024

Sr. No.	Stock Name	Weightage (%)	Sr. No.	Stock Name	Weightage (%)
1	Mahindra & Mahindra Limited	21.77%	10	Ashok Leyland Limited	2.92%
2	Maruti Suzuki India Limited	14.85%	11	Tata Motors Limited (DVR Shares)	2.62%
3	Tata Motors Limited	14.75%	12	Bosch Limited	2.37%
4	Bajaj Auto Limited	9.34%	13	MRF Limited	2.31%
5	Hero MotoCorp Limited	6.04%	14	Balkrishna Industries Limited	2.19%
6	Eicher Motors Limited	5.88%	15	Exide Industries Limited	1.99%
7	TVS Motor Company Limited	4.60%	16	Apollo Tyres Limited	1.39%
8	Bharat Forge Limited	3.61%	17	Cash & Other Receivables	0.12%
9	Samvardhana Motherson International Limited	3.25%			
Total					100.00%

Note: The stocks mentioned form a part of the portfolio of the scheme and may or may not form a part of the portfolio in future. Please read Scheme Information Document carefully for more details and risk factors

Scheme Performance Nippon India Nifty Auto ETF as on 31st May, 2024

NAV as on May 31, 2024: ₹237.5938

Particulars	CAGR %			
	1 Year	3 Years	5 Years	Since Inception
Nippon India Nifty Auto ETF	65.49	NA	NA	35.50
B:Nifty Auto TRI	65.96	NA	NA	35.83
AB:Nifty 50 TRI	22.95	NA	NA	11.96
Value of ₹10000 Invested				
Nippon India Nifty Auto ETF	16,571	NA	NA	20,494
B:Nifty Auto TRI	16,619	NA	NA	20,611
AB:Nifty 50 TRI	12,302	NA	NA	13,057
Inception Date : Jan 20, 2022				
Fund Manager: Himanshu Mange (Since Dec, 2023)				

As the Scheme has not completed 3 & 5 years, the performance details of since inception & 1 years are provided herein

Performance as on 31st May, 2024

B: Benchmark, AB: Additional Benchmark, TRI: Total Return Index

TRI – Total Returns Index reflects the returns on the index arising from (a) constituent stock price movements and (b) dividend receipts from constituent index stocks, thereby showing a true picture of returns.

For Exchange Traded Funds of Nippon India Mutual Fund, performance is provided at Scheme level using IDCW Reinvestment NAV's, since there are no separate plan/option under such Schemes.

Period for which scheme's performance has been provided is computed basis last day of the month-end preceding the date of advertisement.

Past performance may or may not be sustained in future and the same may not necessarily provide the basis for comparison with other investment. Performance of the schemes (wherever provided) are calculated basis CAGR for the past 1 year, 3 years, 5 years and since inception. IDCWs (if any) are assumed to be reinvested at the prevailing NAV. Performance of the scheme would be Net of Dividend distribution tax, if any. Face value of scheme is Rs.10/- per unit. In case, the start/end date of the concerned period is non-business day (NBD), the NAV of the previous date is considered for computation of returns.

Finance Act 2020 has abolished dividend distribution tax on IDCW declared and paid by Mutual Fund scheme. W.e.f. 01.04.2020 IDCW received from Mutual fund scheme is taxable in the hands of investor and mutual fund scheme is required to withhold tax on IDCW as per applicable rate.

Performance of other open ended schemes managed by the same fund manager as on 31st May, 2024

Scheme Name/s	CAGR %					
	1 Year Return		3 Years Return		5 Years Return	
	Scheme	Benchmark	Scheme	Benchmark	Scheme	Benchmark
TOP 3						
CPSE ETF*	117.09	117.87	54.16	54.83	26.44	26.97
Nippon India ETF Nifty PSU Bank BeES*	83.19	84.35	45.92	46.80	18.07	18.77
Nippon India Nifty Next 50 Junior BeES FoF#	61.27	61.44	21.85	22.41	19.73	20.43
Bottom 3						
Nippon India ETF Nifty 50 Shariah BeES*	17.93	19.22	7.75	8.87	13.10	14.33
Nippon India ETF Nifty IT*	13.06	13.30	7.98	8.27	NA	NA
Nippon India ETF Nifty Bank BeES*	11.75	11.95	12.01	12.24	9.45	9.97

Nippon India ETF Nifty IT has not completed 5 years, the performance details of 1 & 3 years are provided herein.

Mr. Himanshu Mange has been managing CPSE ETF since Dec 2023
 Mr. Himanshu Mange has been managing Nippon India ETF Nifty PSU Bank BeES since Dec 2023
 Mr. Himanshu Mange has been managing Nippon India Nifty Next 50 Junior BeES FoF since Dec 2023
 Mr. Himanshu Mange has been managing Nippon India ETF Nifty 50 Shariah BeES since Dec 2023
 Mr. Himanshu Mange has been managing Nippon India ETF Nifty IT since Dec 2023
 Mr. Himanshu Mange has been managing Nippon India ETF Nifty Bank BeES since Dec 2023

Note:
 a. Mr. Himanshu Mange manages 28 open-ended schemes of Nippon India Mutual Fund .
 b. In case the number of schemes managed by a fund manager is more than six, in the performance data of other schemes, the top 3 and bottom 3 schemes managed by fund manager has been provided herein are on the basis of 1 Year CAGR returns
 c. Period for which scheme's performance has been provided is computed basis last day of the month-end preceding the date of advertisement
 d. Different schemes shall have a different expense structure.
 #The performance details provided herein are of Growth Plan (Regular Plan).
 *The Scheme does not offer any Plans/Options. The performance details are provided at Scheme level using IDCW Reinvestment NAV's.

Past performance may or may not be sustained in future and the same may not necessarily provide the basis for comparison with other Investment. IDCWs (if any) are assumed to be reinvested at the prevailing NAV. Performance of the scheme would be Net of Dividend distribution tax, if any. Face value of Nippon India ETF Nifty PSU Bank BeES and Nippon India ETF Nifty Bank BeES is Re.1/- per unit. Face Value of other schemes is Rs.10/- per unit. In case, the start/end date of the concerned period is non-business day (NBD), the NAV of the previous date is considered for computation of returns.

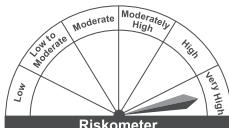

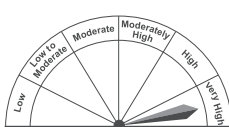
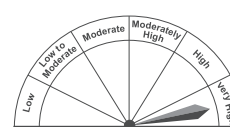
Finance Act 2020 has abolished dividend distribution tax on IDCW declared and paid by Mutual Fund scheme. W.e.f. 01.04.2020 IDCW received from Mutual fund scheme is taxable in the hands of investor and mutual fund scheme is required to withhold tax on IDCW as per applicable rate.

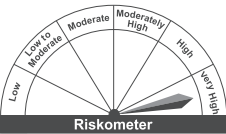
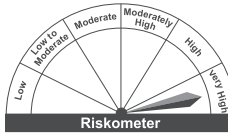
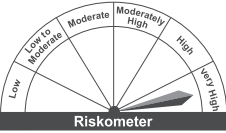
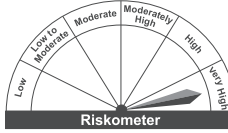
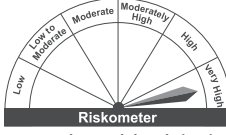
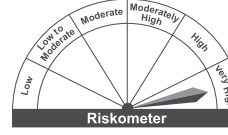


Scheme Features of Nippon India Nifty Auto ETF

Nature of Scheme	An open ended scheme replicating/ tracking Nifty Auto Index	
Benchmark	Nifty Auto TRI	
Fund Manager	Himanshu Mange (Since Dec, 2023)	
Inception date	January 20, 2022	
Transparency/NAV Disclosure	Nippon India Mutual Fund shall declare the Net asset value of the scheme on every business day on AMFI's website www.amfiindia.com by 11:00 p.m. on the day of declaration of the NAV and also on mf.nipponindiaim.com	
Value of Unit	The value of each unit of the Scheme would be approximately equal to 1/100th of the value of Nifty Auto Index	
Load Structure	Entry & Exit Load : Not Applicable	
Minimum Application Amount	Directly from AMC: Create / Redeem in exchange of Portfolio Deposit and cash component in Creation Unit Size [^] of 25,000 units of the Scheme.	On the Exchange: 1 (one) Unit and in multiples thereof
NSE Symbol	AUTOBEEES	

[^] w.e.f May 1, 2023, the execution value for large investors must be greater than Rs.25 crores (except for Schemes managed by Employee Provident Fund Organisation (EPFO), India and Recognized Provident Funds, Approved Gratuity Funds and Approved Superannuation Funds under Income Tax Act, 1961)

Product Label

Scheme Name	This Product is suitable for Investors who are Seeking*	Fund Riskometer	Benchmark Riskometer
CPSE ETF (An Open-ended Index Exchange Traded Fund) Benchmark : Nifty CPSE TRI	<ul style="list-style-type: none"> Long-term capital appreciation Investment in Securities covered by the Nifty CPSE Index. 	 <p>Riskometer Investors understand that their principal will be at Very High risk</p>	 <p>Riskometer Benchmark Riskometer is at Very High risk</p>
Nippon India ETF Nifty PSU Bank BeES (An open ended index scheme, listed on the Exchange in the form of an Exchange Traded Fund (ETF) tracking the Nifty PSU Bank Index) Benchmark : Nifty PSU Bank TRI	<ul style="list-style-type: none"> Long-term capital appreciation Investment in Securities covered by Nifty PSU Bank Index 	 <p>Riskometer Investors understand that their principal will be at Very High risk</p>	 <p>Riskometer Benchmark Riskometer is at Very High risk</p>

<p>Nippon India Nifty Next 50 Junior BeES FoF (An Open Ended fund of funds scheme investing in Nippon India ETF Nifty Next 50 Junior BeES.)</p> <p>Benchmark : Nifty Next 50 TRI</p>	<ul style="list-style-type: none"> • Long term capital appreciation • Returns that will commensurate with the performance of Nippon India ETF Nifty Next 50 Junior BeES. 	 <p>Riskometer Investors understand that their principal will be at Very High risk</p>	 <p>Riskometer Benchmark Riskometer is at Very High risk</p>
<p>Nippon India ETF Nifty 50 Shariah BeES (An Open Ended Index Exchange Traded Scheme.)</p> <p>Benchmark : Nifty50 Shariah TRI</p>	<ul style="list-style-type: none"> • Long-term capital appreciation • Investment in Securities covered by Nifty50 Shariah Index 	 <p>Riskometer Investors understand that their principal will be at Very High risk</p>	 <p>Riskometer Benchmark Riskometer is at Very High risk</p>
<p>Nippon India ETF Nifty IT (An open ended scheme replicating/ tracking NIFTY IT Index)</p> <p>Benchmark : NIFTY IT TRI</p>	<ul style="list-style-type: none"> • Long term capital growth • Investment in equity and equity related securities and portfolios replicating the composition of NIFTY IT Index, subject to tracking errors 	 <p>Riskometer Investors understand that their principal will be at Very High risk</p>	 <p>Riskometer Benchmark Riskometer is at Very High risk</p>
<p>Nippon India ETF Nifty Bank BeES (An Open Ended Index Exchange Traded Scheme.)</p> <p>Benchmark : Nifty Bank TRI</p>	<ul style="list-style-type: none"> • Long-term capital appreciation • Investment in Securities covered by Nifty Bank Index 	 <p>Riskometer Investors understand that their principal will be at Very High risk</p>	 <p>Riskometer Benchmark Riskometer is at Very High risk</p>

*Investors should consult their financial advisors if in doubt about whether the product is suitable for them.

Risk Factors:

The NAV of the Scheme may be affected, inter alia, by changes in the market conditions, interest rates, trading volumes, settlement periods and transfer procedures. The NAV may also be subjected to risk associated with tracking error, investment in derivatives or script lending as may be permissible by the Scheme Information Document. Past performance may or may not be sustained in future.

NSE Disclaimer:

It is to be distinctly understood that the permission given by NSE should not in any way be deemed or construed that the Scheme Information Document has been cleared or approved by NSE nor does it certify the correctness or completeness of any of the contents of the Scheme Information Document. The investors are advised to refer to the Scheme Information Document for the full text of the Disclaimer Clause of NSE.

Disclaimers:

- The information herein is meant only for general reading purposes and the views being expressed only constitute opinions and therefore cannot be considered as guidelines, recommendations or as a professional guide for the readers. Certain factual and statistical information (historical) pertaining to Industry and markets have been obtained from independent third-party sources, which are deemed to be reliable. It may be noted that since Nippon Life India Asset Management Limited (NAM India) has not independently verified the accuracy or authenticity of such information or data, or for that matter the reasonableness of the assumptions upon which such data and information has been processed or arrived at; NAM India does not in any manner assure the accuracy or authenticity of such data and information. Some of the statements & assertions contained in these materials may reflect NAM India's views or opinions, which in turn may have been formed on the basis of such data or information.

- Before making any investments, the readers are advised to seek independent professional advice, verify the contents in order to arrive at an informed investment decision. None of the Sponsor, the Investment Manager, the Trustee, their respective directors, employees, associates or representatives shall be liable in any way for any direct, indirect, special, incidental, consequential, punitive or exemplary damages, including on account of lost profits arising from the information contained in this material.



Mutual Fund investments are subject to market risks, read all scheme related documents carefully.