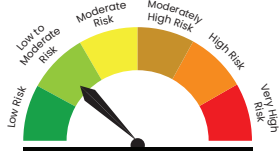



Nippon India Nifty G-Sec Sep 2027 Maturity Index Fund

(An open-ended Target Maturity Index Fund investing in constituents of Nifty G-Sec Sep 2027 Index. A Relatively High Interest rate risk and Relatively Low Credit Risk)

Product label

<p>This product is suitable for investors who are seeking*:</p> <ul style="list-style-type: none"> Income over long term Investments in Government Securities that seek to track the Nifty G-Sec Sep 2027 Index, subject to tracking errors <p>*Investors should consult their financial advisors if in doubt about whether the product is suitable for them.</p>	<p>Scheme Riskometer</p> <p>Nippon India Nifty G-Sec Sep 2027 Maturity Index Fund</p>  <p>The risk of the scheme is Low to Moderate</p>	<p>Benchmark Riskometer</p> <p>Nifty G-Sec Sep 2027 Index</p>  <p>The risk of the benchmark is Low to Moderate</p>

Potential Risk Class (PRC)

Credit Risk →	Relatively Low (Class A)	Moderate (Class B)	Relatively High (Class C)
Interest Rate Risk ↓			
Relatively Low (Class I)			
Moderate (Class II)			
Relatively High (Class III)	A-III		

Contents

Why Index Fund?	Page 2
Strategies used through Index Funds	Page 2
Nippon India Nifty G-Sec Sep 2027 Maturity Index Fund - Investment Objective	Page 2
Why Invest in Nippon India Nifty G-Sec Sep 2027 Maturity Index Fund?	Page 2
About Nifty G-Sec Sep 2027 Index	Page 2
Scheme Portfolio of Nippon India Nifty G-Sec Sep 2027 Maturity Index Fund	Page 3
Key Details	Page 3
Scheme Performance of Nippon India Nifty G-Sec Sep 2027 Maturity Index Fund	Page 4
Performance of other open ended schemes managed by the same fund manager	Page 4
Scheme Features of Nippon India Nifty G-Sec Sep 2027 Maturity Index Fund	Page 5
Product Label	Page 6
Disclaimers	Page 7

Nippon Life India Asset Management Limited (NAM India) is one of the largest asset managers with more than 29 years of experience in managing wealth of investors with a robust distribution network in India.

Why Index Fund?

- ▶ **Less of Ambiguity:** The Index funds investment strategy & security selection is clearly defined, holding securities as per the underlying Index in the same weightages (subject to expense ratio & tracking error).
- ▶ **Diversification** – Buying a single unit offers diversification benefit in the entire index companies / issuers.
- ▶ **Low Cost** – Generally less expensive than investing in multiple individual securities. (Low cost with respect to Total Expense Ratio)

Strategies used through Index Funds

- ▶ **Liquidity Management** – Index funds can be used for a given percentage of each asset class to provide a liquidity buffer across the asset allocation.
- ▶ **Portfolio Completion** – Index funds allow investors to gain exposure to an asset class that is under-represented in the asset allocation.
- ▶ **Portfolio Transitions** – Since index funds are passive funds, they may help maintain market exposure while there are changes in securities holdings in a portfolio, hence avoids the risk of missing any market movement.

Nippon India Nifty G-Sec Sep 2027 Maturity Index Fund

Investment Objective :

The investment objective of the scheme is to provide investment returns corresponding to the total returns of the securities as represented by the Nifty G-Sec Sep 2027 Index before expenses, subject to tracking errors. However, there can be no assurance or guarantee that the investment objective of the Scheme will be achieved.

Investment Strategy :

Nippon India Nifty G-Sec Sep 2027 Maturity Index Fund is a passively managed Index fund which will employ an investment approach designed to track the performance of Nifty G-Sec Sep 2027 Index.

- Scheme would predominantly invest into Government Securities (G-Secs) representing Nifty G-Sec Sep 2027 Index
- Securities which will form part of the scheme portfolio are expected to have in the aggregate, key characteristics of the underlying index in terms of maturity profile and type of securities
- Scheme will follow Buy and Hold investment strategy in which existing G-Secs will be held till maturity, subject to semi-annual index rebalancing
- Portfolio will be rolled down in line with the index, hence incremental investment will be in G-Secs representing the index
- In case of maturity of any or all G-Secs which are part of the Scheme portfolio, the maturity proceeds will be deployed in the outstanding security of the same issuer having longest maturity or remaining portfolio in proportion of existing weight or Treasury bills or Tri-Party Repos on Government securities or Treasury bills, till the scheme "Maturity Date".
- The scheme will mature in line with the maturity of the index

Why Invest in Nippon India Nifty G-Sec Sep 2027 Maturity Index Fund?

- **Relatively Safe** : The scheme would invest into Government Securities (G-Secs). Hence, it is relatively safe as compared to Equity and other Debt funds.
- **Opportunity** : Will also allow non demat account holders to seek exposure in passive debt fund via investing in Nippon India Nifty G-Sec Sep 2027 Maturity Index Fund.
- **No lock-in** : Subscribing and redeeming units with mutual fund anytime during the life of the fund.
- **Reduce Risk** : Reduction in non-systematic risk like security selection and portfolio manager selection, as the fund will apply buy & hold strategy and follow the index.
- **Low Cost** : Fund will be managed at low cost[^].

[^] Low cost as compared to active mutual fund schemes in terms of total expense ratio

About Nifty G-Sec Sep 2027 Index

Overview

Nifty G-Sec Sep 2027 Index seeks to measure the performance of portfolio of Government securities (G-Secs) maturing during the six month period ending September 30, 2027. The index is computed using the total return methodology including price return and coupon return. The index has a base date of November 14, 2022 and a base value of 1000.

Methodology

The methodology is in compliance with the Norms for Debt Exchange Traded Funds (ETFs)/Index Funds announced by SEBI vide circular no. SEBI/HO/IMD/DOF2/P/CIR/2022/69 on May 23, 2022

- **Eligibility Norms**
 - G-Sec should not be a special security, floating rate security, inflation linked security
- **Security Selection**
 - From the eligible universe, three most liquid G-Secs (subject to availability) maturing during the six month period ending September 30, 2027, based on the aggregate trading value during the three month period prior to October 25, 2022 and with a minimum outstanding amount of Rs. 25000 crores are selected to be part of the index

Weight Assignment

- As on the base date of the index, each G-Sec is given weight based on a composite score calculated on the basis of liquidity (aggregate trading value during the three months period prior to October 25, 2022) and outstanding amount as on October 25, 2022. The composite score is calculated by allocating 80% weight to aggregate trading value and 20% weight to outstanding amount
- Subsequently, the weights may drift due to price movement
- Any coupon amount received is assumed to be reinvested in the portfolio on the same date, in the proportion of the existing weights

Index Rebalancing/Reconstitution

- On a semi-annual basis, index will be screened for compliance with the Norms for Debt Exchange Traded Funds (ETFs)/Index Funds announced by SEBI vide circular no. SEBI/HO/IMD/DOF2/P/CIR/2022/69 on May 23, 2022. In case of non-compliance, suitable corrective measures will be taken to ensure compliance with the norms
- Index will be reviewed at the end of each calendar half-year with data cut-off date being 9 working days (T-9) before last working day of calendar half-year (T). Changes shall be effective from last working day of calendar half-year
- During the semi-annual index review, three G-Secs (subject to availability) will be selected based on the eligibility and selection criteria
- During the semi-annual index review, the weights of all the securities will reset based on original weight method
- As the index includes securities that shall mature during the six month period ending on the final maturity date of the index, any proceeds from the security redemption prior to the final maturity date of the index shall be re-invested using the following waterfall approach:
 - The proceeds from security redemption will be reinvested in the longest maturity outstanding security issued by the same issuer (G-Sec/T-Bill in case of government securities) and maturing on or just before the index maturity date with the same weightage. This will be subject to single issuer limit in compliance with the Norms for Debt Exchange Traded Funds (ETFs)/Index Funds announced by SEBI vide circular no. SEBI/HO/IMD/DOF2/P/CIR/2022/69 on May 23, 2022
 - In case a replacement in the form of outstanding security of the same issuer cannot be found for reinvestment then the proceeds from such redemption shall be reinvested in the remaining portfolio on the same date in the proportion of the existing weights. This will be subject to single issuer limit in compliance with the Norms for Debt Exchange Traded Funds (ETFs)/Index Funds announced by SEBI vide circular no. SEBI/HO/IMD/DOF2/P/CIR/2022/69 on May 23, 2022
 - In case due to any reason, it is not possible to meet any norms as prescribed by SEBI vide circular no. SEBI/HO/IMD/DOF2/P/CIR/2022/69 dated May 23, 2022, then the proceeds from such redemption shall be reinvested in a T-Bill maturing on or just before the index maturity date
 - If the last outstanding security (including T-Bill) in the index matures before the final index maturity date, all redemption proceeds shall be re-invested in The Clearing Corporation of India Ltd.'s (CCIL) TREPS overnight rate tracked by Nifty 1D Rate Index for any subsequent days till the maturity of the index

Index Termination

The index shall mature on September 30, 2027. If the index matures on a holiday, the index value will be computed till the prior working day.

Source: NSE

Scheme Portfolio of Nippon India Nifty G-Sec Sep 2027 Maturity Index Fund as on 31st January, 2025

Sr. No	Name of Securities	Weightage (%)
1	7.38% Government of India	85.70%
2	8.28% Government of India	9.06%
3	6.79% Government of India	4.13%
4	Cash & Other Receivables	1.11%
Total		100.00%

Note: The securities mentioned form a part of the portfolio of the scheme and may or may not form a part of the portfolio in future. Please read Scheme Information Document carefully for more details and risk factors.

Key Details as on 31st January, 2025

Annualised Portfolio YTM*	6.71%
Residual Maturity**	2.40 Years
Modified Duration	2.15 Years
Macaulay Duration	2.22 Years

*In case of semi annual YTM, it has been annualised

**Since Residual Maturity is at portfolio level, it's a weighted average of residual maturity of all securities in the portfolio

Scheme Performance Nippon India Nifty G-Sec Sep 2027 Maturity Index Fund as on 31st January, 2025

Fund / Benchmark (Value of ₹10, 000 invested)	1 Year		3 Years		5 Years		Since Inception	
	Amount in ₹	Returns (%)	Amount in ₹	Returns (%)	Amount in ₹	Returns (%)	Amount in ₹	Returns (%)
NAV as on January 31, 2025: ₹11.6385								
Nippon India Nifty G-Sec Sep 2027 Maturity Index Fund - Regular	Inception Date : Dec 6, 2022							
Nippon India Nifty G-Sec Sep 2027 Maturity Index Fund	10,768	7.66	NA	NA	NA	NA	11,639	7.29
B:Nifty G-Sec Sep 2027 Index	10,811	8.09	NA	NA	NA	NA	11,740	7.72
AB:Crisil 10 Yr Gilt Index	10,980	9.77	NA	NA	NA	NA	11,927	8.52
NAV as on January 31, 2025: ₹11.6911								
Nippon India Nifty G-Sec Sep 2027 Maturity Index Fund - Direct	Inception Date : Dec 6, 2022							
Nippon India Nifty G-Sec Sep 2027 Maturity Index Fund	10,792	7.90	NA	NA	NA	NA	11,691	7.52
B:Nifty G-Sec Sep 2027 Index	10,811	8.09	NA	NA	NA	NA	11,740	7.72
AB:Crisil 10 Yr Gilt Index	10,980	9.77	NA	NA	NA	NA	11,927	8.52
Fund Manager : Vivek Sharma (Since Dec 2022), Siddharth Deb (Since Dec 2022)								

Performance as on 31st January, 2025

B: Benchmark, AB: Additional Benchmark, TRI: Total Return Index

TRI - Total Returns Index reflects the returns on the index arising from (a) constituent stock price movements and (b) dividend receipts from constituent index stocks, thereby showing a true picture of returns.

Period for which scheme's performance has been provided is computed basis last day of the month-end preceding the date of advertisement.

Past performance may or may not be sustained in future and the same may not necessarily provide the basis for comparison with other investment. Performance of the schemes (wherever provided) are calculated basis CAGR for the past 1 year, 3 years, 5 years and since inception. IDCWs (if any) are assumed to be reinvested at the prevailing NAV. Performance of the scheme would be Net of Dividend distribution tax, if any. Face value of scheme is Rs.10/- per unit. In case, the start/end date of the concerned period is non-business day (NBD), the NAV of the previous date is considered for computation of returns.

Finance Act 2020 has abolished dividend distribution tax on IDCW declared and paid by Mutual Fund scheme. W.e.f. 01.04.2020 IDCW received from Mutual fund scheme is taxable in the hands of investor and mutual fund scheme is required to withhold tax on IDCW as per applicable rate.

Performance of other open ended schemes managed by the same fund manager as on 31st January, 2025

Fund Manager: Mr. Vivek Sharma

Scheme Name/s	CAGR %								
	1 Year Return			3 Years Return			5 Years Return		
	Regular Plan	Direct Plan	Benchmark	Regular Plan	Direct Plan	Benchmark	Regular Plan	Direct Plan	Benchmark
TOP 3									
Nippon India Nifty G-Sec Jun 2036 Maturity Index Fund#	10.31	10.54	10.54	NA	NA	NA	NA	NA	NA
Nippon India Dynamic Bond Fund#	8.90	9.32	8.59	5.99	6.41	6.02	6.37	6.82	6.74
Nippon India Nifty SDL Plus G-Sec - Jun 2029 Maturity 70:30 Index Fund#	8.69	8.88	9.08	NA	NA	NA	NA	NA	NA
Bottom 3									
Nippon India Nifty AAA PSU Bond Plus SDL - Sep 2026 Maturity 50:50 Index Fund#	7.64	7.83	8.05	N.A.	N.A.	N.A.	N.A.	N.A.	N.A.
Nippon India Low Duration Fund#	7.36	7.97	7.59	6.17	6.81	6.58	5.89	6.57	6.04
Nippon India Ultra Short Duration Fund#	7.19	7.97	7.60	6.22	7.04	6.75	6.19	7.03	5.92

Nippon India Nifty G-Sec Jun 2036 Maturity Index Fund, Nippon India Nifty SDL Plus G-Sec - Jun 2029 Maturity 70:30 Index Fund & Nippon India Nifty AAA PSU Bond Plus SDL - Sep 2026 Maturity 50:50 Index Fund have not completed 3 and 5 years, the performance details of 1 year are provided herein

Mr. Vivek Sharma has been managing Nippon India Nifty G-Sec Jun 2036 Maturity Index Fund since Dec 2022

Mr. Vivek Sharma has been managing Nippon India Dynamic Bond Fund since Jun 2020

Mr. Vivek Sharma has been managing Nippon India Nifty SDL Plus G-Sec - Jun 2029 Maturity 70:30 Index Fund since Feb 2023

Mr. Vivek Sharma has been managing Nippon India Nifty AAA PSU Bond Plus SDL - Sep 2026 Maturity 50:50 Index Fund since Mar 2021

Mr. Vivek Sharma has been managing Nippon India Low Duration Fund since Feb 2020

Mr. Vivek Sharma has been managing Nippon India Ultra Short Duration Fund since Oct 2013

- a. Vivek Sharma manages 17 open-ended schemes of Nippon India Mutual Fund.
b. In case the number of schemes managed by a fund manager is more than six, performance data of other schemes, the top 3 and bottom 3 schemes managed by fund manager has been provided herein on the basis of 1 Year CAGR returns.
c. Period for which scheme's performance has been provided is computed basis last day of the month-end preceding the date of advertisement.
d. Different plans shall have a different expense structure.

#The performance details provided herein are of Growth plan.

Fund Manager: Mr. Siddharth Deb

Scheme Name/s	CAGR %								
	1 Year Return			3 Years Return			5 Years Return		
	Regular Plan	Direct Plan	Benchmark	Regular Plan	Direct Plan	Benchmark	Regular Plan	Direct Plan	Benchmark
TOP 3									
Nippon India ETF Hang Seng BeES*	25.45	--	26.78	2.61	--	3.45	-0.58	--	0.18
Nippon India Nifty G-Sec Jun 2036 Maturity Index Fund#	10.31	10.54	10.54	NA	NA	NA	NA	NA	NA
Nippon India ETF Nifty 8-13 yr G-Sec Long Term Gilt*	9.46	--	9.60	6.03	--	6.31	6.13	--	6.44
Bottom 3									
Nippon India Arbitrage Fund#	7.21	7.94	7.52	6.28	7.07	6.71	5.36	6.12	5.28
Nippon India Overnight Fund#	6.61	6.71	6.71	6.04	6.14	6.17	4.88	4.98	5.01
Nippon India ETF Nifty 1D Rate Liquid BeES* @	5.80	--	6.71	5.04	--	6.17	3.90	--	5.01

Nippon India Nifty G-Sec Jun 2036 Maturity Index Fund has not completed 3 and 5 years, the performance details of 1 year are provided here

Mr. Siddharth Deb has been managing Nippon India ETF Hang Seng BeES since Nov 2016
Mr. Siddharth Deb has been managing Nippon India Nifty G-Sec Jun 2036 Maturity Index Fund since Dec 2022
Mr. Siddharth Deb has been managing Nippon India ETF Nifty 8-13 yr G-Sec Long Term Gilt since Mar 2021
Mr. Siddharth Deb has been managing Nippon India Arbitrage Fund since Sep 2024
Mr. Siddharth Deb has been managing Nippon India Overnight Fund since Mar 2022
Mr. Siddharth Deb has been managing Nippon India ETF Nifty 1D Rate Liquid BeES since Nov 2012

- a. Siddharth Deb manages 17 open-ended schemes of Nippon India Mutual Fund.
b. In case the number of schemes managed by a fund manager is more than six, performance data of other schemes, the top 3 and bottom 3 schemes managed by fund manager has been provided herein.
c. Period for which scheme's performance has been provided is computed basis last day of the month-end preceding the date of advertisement.
d. Different plans shall have a different expense structure.

#The performance details provided herein are of Growth plan.

* The Scheme does not offer any Plans/Options. The performance details are provided at Scheme level using IDCW Reinvestment NAV's

@ The performance details provided herein are of Daily IDCW Re-investment Plan

Past performance may or may not be sustained in future and the same may not necessarily provide the basis for comparison with other Investment. IDCWs (if any) are assumed to be reinvested at the prevailing NAV. Performance of the scheme would be Net of Dividend distribution tax, if any. Face value of Nippon India ETF Nifty 1D Rate Liquid BeES is 1,000/- per unit. Face value of Nippon India ETF Hang Seng BeES is Re.1/- per unit. Face value of other schemes is Rs.10/- per unit. Face value of Nippon India Overnight Fund is 100 per unit. In case, the start/end date of the concerned period is non-business day (NBD), the NAV of the previous date is considered for computation of returns.

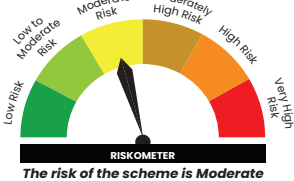
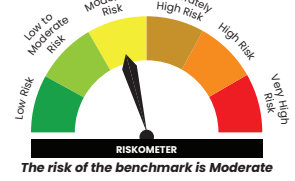

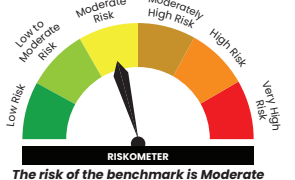
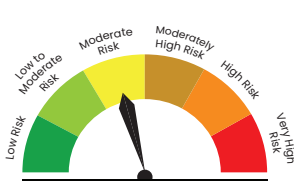

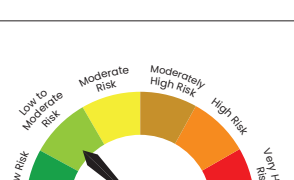
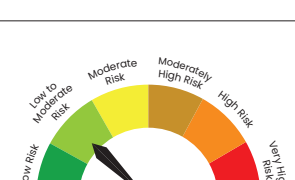
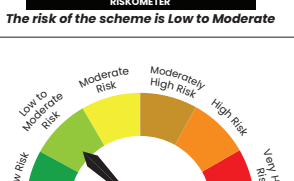
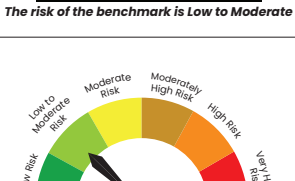
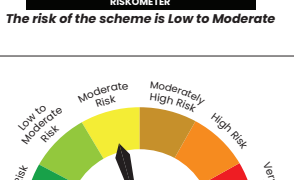
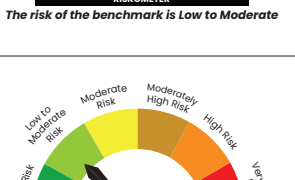
Finance Act 2020 has abolished dividend distribution tax on IDCW declared and paid by Mutual Fund scheme. W.e.f. 01.04.2020 IDCW received from Mutual fund scheme is taxable in the hands of investor and mutual fund scheme is required to withhold tax on IDCW as per applicable rate


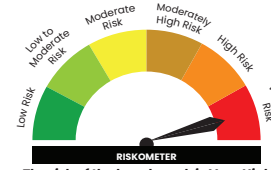
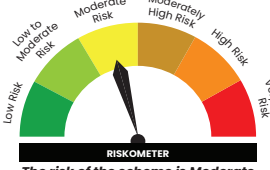


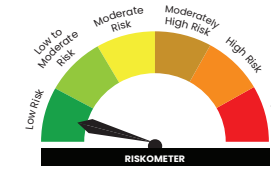
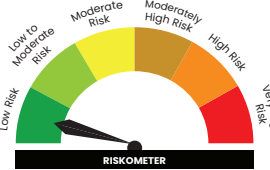
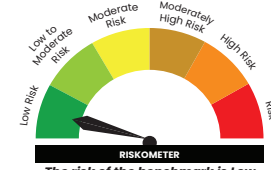

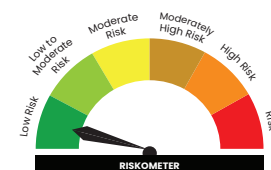
Scheme Features of Nippon India Nifty G-Sec Sep 2027 Maturity Index Fund

Nature of Scheme	An open-ended Target Maturity Index Fund investing in constituents of Nifty G-Sec Sep 2027 Index. A Relatively High Interest rate risk and Relatively Low Credit Risk.			
Benchmark	Nifty G-Sec Sep 2027 Index			
Fund Manager	Vivek Sharma & Siddharth Deb			
Inception Date	December 06, 2022			
Indicative Asset Allocation	Instruments	Indicative asset allocation (% of total assets)		Risk Profile
		Minimum	Maximum	
	Government Securities representing the G-Sec portion of Nifty G-Sec Sep 2027 Index	95%	100%	Low to Moderate
**Money Market instruments & Cash and Cash Equivalents	0%	5%	Low	
**Money Market Instruments will include treasury bills and government securities having a residual maturity upto one year and Tri-Party Repos on Government securities or Treasury bills. (For more details please refer Scheme Information Document)				

Transparency/NAV Disclosure	Nippon India Mutual Fund shall declare the Net asset value of the scheme on every business day on AMFI's website www.amfiindia.com by 11:00 p.m. on the day of declaration of the NAV and also on mf.nipponindiaim.com
Load Structure	Exit Load: Nil
Minimum Application Amount	Minimum application amount and Minimum additional investment is Rs. 1000 and in multiples of Re. 1 thereafter.
Plans	The Scheme offers following Plans under Direct Plan and Regular Plan: a) Growth Plan b) Income Distribution cum Capital Withdrawal Plan

Product Label

Scheme Name	This Product is suitable for Investors who are Seeking*	Scheme Riskometer	Benchmark Riskometer
<p>Nippon India Nifty G-Sec Jun 2036 Maturity Index Fund (An open-ended Target Maturity Index Fund investing in constituents of Nifty GSec Jun 2036 Index. A Relatively High Interest rate risk and Relatively Low Credit Risk.)</p> <p>Benchmark : Nifty G-Sec Jun 2036 Index</p>	<ul style="list-style-type: none"> Income over long term Investments in Government Securities that seek to track the Nifty G-Sec Jun 2036 Index, subject to tracking errors 	 <p>The risk of the scheme is Moderate</p>	 <p>The risk of the benchmark is Moderate</p>
<p>Nippon India Dynamic Bond Fund (An open ended dynamic debt scheme investing across duration. Relatively High interest rate risk and Relatively Low Credit Risk.)</p> <p>Benchmark : NIFTY Composite Debt Index A-III</p>	<ul style="list-style-type: none"> Income over long term Investment in debt and money market instruments across duration 	 <p>The risk of the scheme is Moderate</p>	 <p>The risk of the benchmark is Moderate</p>
<p>Nippon India Nifty SDL Plus G-Sec - Jun 2029 Maturity 70:30 Index Fund (An open-ended Target Maturity Index Fund investing in constituents of Nifty SDL Plus G-Sec Jun 2029 70:30 Index. A Relatively High interest rate risk and Relatively Low Credit Risk.)</p> <p>Benchmark : Nifty SDL Plus G-Sec Jun 2029 70:30 Index</p>	<ul style="list-style-type: none"> Income over long term Investments in State Development Loans (SDLs) & Government Securities that seek to track Nifty SDL Plus GSec Jun 2029 70:30 Index, subject to tracking errors 	 <p>The risk of the scheme is Moderate</p>	 <p>The risk of the benchmark is Moderate</p>
<p>Nippon India Nifty AAA PSU Bond Plus SDL - Sep 2026 Maturity 50:50 Index Fund (An open-ended Target Maturity Index Fund investing in constituents of Nifty AAA PSU Bond Plus SDL Sep 2026 50:50 Index. A Relatively High interest rate risk and Relatively Low Credit Risk.)</p> <p>Benchmark : Nifty AAA PSU Bond Plus SDL Sep 2026 50:50 Index</p>	<ul style="list-style-type: none"> Income over long term Investments in PSU Bonds and State Development Loans (SDLs) that seeks to track Nifty AAA PSU Bond Plus SDL Sep 2026 Index, subject to tracking errors. 	 <p>The risk of the scheme is Low to Moderate</p>	 <p>The risk of the benchmark is Low to Moderate</p>
<p>Nippon India Low Duration Fund (An open ended low duration debt scheme investing in debt and money market instruments such that the Macaulay duration of the portfolio is between 6 - 12months. Relatively High interest rate risk and moderate Credit Risk.)</p> <p>Benchmark : CRISIL Low Duration Debt A-I Index</p>	<ul style="list-style-type: none"> Income over short term Investment in debt and money market instruments such that the Macaulay duration of the portfolio is between 6 - 12 months 	 <p>The risk of the scheme is Low to Moderate</p>	 <p>The risk of the benchmark is Low to Moderate</p>
<p>Nippon India Ultra Short Duration Fund (An open ended ultra-short term debt scheme investing in debt and money market instruments such that the Macaulay duration of the portfolio is between 3 - 6 months. Moderate interest rate risk and moderate Credit Risk.)</p> <p>Benchmark : CRISIL Ultra Short Duration Debt A-I Index</p>	<ul style="list-style-type: none"> Income over short term Investment in debt and money market instruments such that the Macaulay duration of the portfolio is between 3- 6 months 	 <p>The risk of the scheme is Moderate</p>	 <p>The risk of the benchmark is Low to Moderate</p>

<p>Nippon India ETF Hang Seng BeES (An open ended index Scheme, investing in overseas Securities listed on the Exchange in the form of an Exchange Traded Fund (ETF) tracking the Hang Seng Index. Benchmark : Hang Seng TRI</p>	<ul style="list-style-type: none"> Long-term capital appreciation Investment in Securities covered by Hang Seng Index 	 <p>The risk of the scheme is Very High</p>	 <p>The risk of the benchmark is Very High</p>
<p>Nippon India ETF Nifty 8-13 yr G-Sec Long Term Gilt (An Open Ended Index Exchange Traded Fund. Relatively High interest rate risk and Relatively Low Credit Risk.) Benchmark : Nifty 8-13 yr G-Sec Index</p>	<ul style="list-style-type: none"> Income over long term Investments in Gilt Securities replicating the composition of Nifty 8-13 yr G-Sec Index, subject to tracking errors 	 <p>The risk of the scheme is Moderate</p>	 <p>The risk of the benchmark is Moderate</p>
<p>Nippon India Arbitrage Fund (An open ended scheme investing in arbitrage opportunities.) Benchmark : Nifty 50 Arbitrage Index</p>	<ul style="list-style-type: none"> Income over short term Income through arbitrage opportunities between cash and derivative market and arbitrage opportunities within the derivative segment 	 <p>The risk of the scheme is Low</p>	 <p>The risk of the benchmark is Low</p>
<p>Nippon India Overnight Fund (An open-ended debt scheme investing in overnight securities. Relatively Low Interest Rate Risk and Relatively Low Credit Risk.) Benchmark: CRISIL Liquid Overnight Index</p>	<ul style="list-style-type: none"> Income over short term Investment in Debt & Money Market Instruments with overnight maturity 	 <p>The risk of the scheme is Low</p>	 <p>The risk of the benchmark is Low</p>
<p>Nippon India ETF Nifty 1D Rate Liquid BeES (An open ended liquid scheme, listed on the Exchange in the form of an ETF, investing in Tri-Party Repo on G-Sec or T-bills /Repo & Reverse Repo with daily Dividend and compulsory Re-investment of Income Distribution cum capital withdrawal option. Relatively Low Interest Rate Risk and Relatively Low Credit Risk.) Benchmark : Nifty 1D Rate Index</p>	<ul style="list-style-type: none"> Current Income with high degree of liquidity Investment in Tri-Party Repo on G-Sec or T-bills/Repo & Reverse Repo predominantly & Money Market Instruments. 	 <p>The risk of the scheme is Low</p>	 <p>The risk of the benchmark is Low</p>

*Investors should consult their financial advisors if in doubt about whether the product is suitable for them.

Risk Factors: Mutual Funds and securities investments are subject to market risks such as trading volumes, settlement risk, liquidity risk and default risk including the possible loss of principal and there is no assurance or guarantee that the objectives of the Scheme will be achieved. As the price / value / interest rates of the securities in which the scheme invests fluctuates, the value of your investment in the scheme may go up or down. Past performance of the Sponsor/AMC/Mutual Fund does not guarantee future performance of the scheme. The present scheme is not a guaranteed or assured return scheme. For more details, refer Scheme Information Document (SID).

Disclaimers:

- The information herein is meant only for general reading purposes and the views being expressed only constitute opinions and therefore cannot be considered as guidelines, recommendations or as a professional guide for the readers. Some of the statements & assertions contained in these materials may reflect NAM India's views or opinions, which in turn may have been formed on the basis of such data or information.

- Before making any investments, the readers are advised to seek independent professional advice, verify the contents in order to arrive at an informed investment decision. None of the Sponsor, the Investment Manager, the Trustee, their respective directors, employees, associates or representatives shall be liable in any way for any direct, indirect, special, incidental, consequential, punitive or exemplary damages, including on account of lost profits arising from the information contained in this material.



Mutual Fund investments are subject to market risks, read all scheme related documents carefully.