
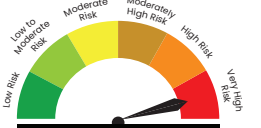


Nippon India Nifty Midcap 150 Index Fund

(An open ended scheme replicating/tracking Nifty Midcap 150 Index)

Product label

Product label	Scheme Riskometer	Benchmark Riskometer
<p>This product is suitable for investors who are seeking*:</p> <ul style="list-style-type: none"> • Long term capital growth • Investment in equity and equity related securities and portfolios replicating the composition of the Nifty Midcap 150 Index, subject to tracking errors. <p>*Investors should consult their financial advisors if in doubt about whether the product is suitable for them.</p>	<p>Nippon India Nifty Midcap 150 Index Fund</p>  <p>The risk of the scheme is Very High</p>	<p>Nifty Midcap 150 TRI</p>  <p>The risk of the benchmark is Very High</p>

Contents

Why Index Fund?	Page 2
Strategies used through Index based Equity Index Funds	Page 2
Nippon India Nifty Midcap 150 Index Fund - Investment Objective	Page 2
Current Valuations	Page 2
About the Nifty Midcap 150 Index	Page 2
Scheme Portfolio of Nippon India Nifty Midcap 150 Index Fund	Page 3
Scheme Performance of Nippon India Nifty Midcap 150 Index Fund	Page 3
Performance of other open ended schemes managed by the same fund manager	Page 4
Scheme Features Nippon India Nifty Midcap 150 Index Fund	Page 4
Product Label	Page 5
Disclaimers	Page 5

Nippon Life India Asset Management Limited (NAM India) is one of the largest asset managers with more than 29 years of experience in managing wealth of investors with a robust distribution network in India.

Why Index Fund?

- ▶ **Less of Ambiguity:** The Index funds investment strategy & stock selection is clearly defined, holding stocks as per the underlying Index in the same weightages (subject to expense ratio & tracking error).
- ▶ **Diversification** – Buying a single unit offers diversification benefit in the entire index companies.
- ▶ **Low Cost** – Generally less expensive than investing in multiple individual securities/active equity fund. (Low cost with respect to Total Expense Ratio)

Strategies used through Index based Equity Index Funds

- ▶ **Liquidity Management** – Index funds can be used for a given percentage of each asset class to provide a liquidity buffer across the asset allocation.
- ▶ **Portfolio Completion** – Index funds allow investors to gain exposure to an asset class that is under-represented in the asset allocation.
- ▶ **Cash Equitization** – Index funds assist in remaining fully invested into equity as per the allocation model, while maintaining liquidity, thus minimizing the cash drag effect on the portfolio.
- ▶ **Portfolio Transitions** – Since index funds are passive funds, they may help maintain market exposure while there are changes in sector/stock allocations in a portfolio, hence avoids the risk of missing any market movement.

Nippon India Nifty Midcap 150 Index Fund

Investment Objective : Nippon India Nifty Midcap 150 Index Fund

The investment objective of the scheme is to provide investment returns closely corresponding to the total returns of the securities as represented by the Nifty Midcap 150 Index before expenses, subject to tracking errors. However, there can be no assurance or guarantee that the investment objective of the Scheme will be achieved.

Why Invest in Nippon India Nifty Midcap 150 Index Fund

- **Segment Exposure** – Provides exposure to midcap segment of market, as the fund will invest in well diversified Nifty Midcap 150 index constituents spread across key industries.
- **Reduce Risk** – Elimination of non-systematic risks like stock picking and portfolio manager selection, via investing in the entire midcap stock basket.
- **Size Migration** – Aim to participate in the growth story of many of the midcap stocks having potential of becoming large caps.
- **Opportunity** – Will allow non demat account holders to seek exposure to midcap segment of the market via investing in Nippon India Nifty Midcap 150 Index Fund.
- **SIP investments** – Investors can avail the benefit of Systematic Investment Plan (SIP).

Current Valuations – Nifty Midcap 150 Index

Date	Index Level	Price Earning (P/E)	Price to Book (P/B)	Dividend Yield (%)
31st January, 2025 (At Present)	19850.95	38.76	5.2	0.82

Source: www.nseindia.com

About NIFTY Midcap 150 Index

Overview

Nifty Midcap 150 index represents the next 150 companies (companies ranked 101-250) based on full market capitalisation from NIFTY 500. This index intends to measure the performance of mid market capitalisation companies.

Eligibility Criteria for Selection of Constituent Stocks

1. The company should be a constituent of NIFTY 500
and Investible weight factor (IWF) of stock should be at least 0.10 (10% free float).
or 6 month average free float market capitalization of the stock should be at least 25% of the 6 month average full market capitalization of the of the existing smallest index constituent (prior to index review) by full market capitalization in NIFTY Midcap 150 as of the cut-off date.
2. Securities will be included if rank based on full market capitalisation is among top 225.
3. Securities will be included if full market capitalisation is 1.50 times of the last constituent in NIFTY Midcap 150.
4. Securities will be excluded if rank based on full market capitalisation falls below 275 or if constituents get excluded from NIFTY 500.
5. Eligibility criteria for newly listed security is checked based on the data for a one-month period instead of a six-month period.

Index Re-balancing:

The index is re-balanced on a semi-annual basis effective from the last trading day of March and September.

Source: NSE Indices Ltd.

Note: The performance of the scheme shall be benchmarked to the Total Return (TRI) variant of the Index chosen as a benchmark.

Constituents of Nippon India Nifty Midcap 150 Index Fund as on 31st January, 2025

Sr. No	Stock Name	Weightage (%)	Sr. No	Stock Name	Weightage (%)
1	Max Healthcare Institute Limited	2.46%	27	Bharat Forge Limited	1.00%
2	BSE Limited	2.25%	28	Sundaram Finance Limited	0.99%
3	Suzlon Energy Limited	2.15%	29	Ashok Leyland Limited	0.97%
4	The Indian Hotels Company Limited	2.10%	30	The Phoenix Mills Limited	0.95%
5	Persistent Systems Limited	1.99%	31	UPL Limited	0.95%
6	Dixon Technologies (India) Limited	1.78%	32	Polycab India Limited	0.95%
7	PB Fintech Limited	1.78%	33	Voltas Limited	0.90%
8	Coforge Limited	1.72%	34	Max Financial Services Limited	0.90%
9	Lupin Limited	1.57%	35	PI Industries Limited	0.88%
10	The Federal Bank Limited	1.43%	36	Page Industries Limited	0.87%
11	Indus Towers Limited	1.35%	37	Torrent Power Limited	0.87%
12	SRF Limited	1.27%	38	APL Apollo Tubes Limited	0.85%
13	CG Power and Industrial Solutions Limited	1.27%	39	Rail Vikas Nigam Limited	0.84%
14	Cummins India Limited	1.23%	40	Alkem Laboratories Limited	0.84%
15	HDFC Asset Management Company Limited	1.22%	41	Jubilant Foodworks Limited	0.84%
16	IDFC First Bank Limited	1.22%	42	One 97 Communications Limited	0.82%
17	Colgate Palmolive (India) Limited	1.17%	43	GMR Airports Limited	0.81%
18	Yes Bank Limited	1.13%	44	Supreme Industries Limited	0.80%
19	Tube Investments of India Limited	1.11%	45	Mankind Pharma Limited	0.79%
20	Marico Limited	1.10%	46	Solar Industries India Limited	0.77%
21	Godrej Properties Limited	1.10%	47	KEI Industries Limited	0.77%
22	Hindustan Petroleum Corporation Limited	1.07%	48	Muthoot Finance Limited	0.76%
23	AU Small Finance Bank Limited	1.05%	49	Petronet LNG Limited	0.74%
24	Fortis Healthcare Limited	1.04%	50	Vodafone Idea Limited	0.73%
25	Aurobindo Pharma Limited	1.02%	51	Other Securities	41.82%
26	Mphasis Limited	1.01%	52	Cash & Other Receivables	0.00%
Total					100.00%

Note: The stocks mentioned may or may not form a part of the portfolio in future. Please read Scheme Information Document carefully for more details and risk factors.

Scheme Performance Nippon India Nifty Midcap 150 Index Fund as on 31st January, 2025

Fund / Benchmark (Value of ₹10, 000 invested)	1 Year		3 Years		5 Years		Since Inception	
	Amount in ₹	Returns (%)	Amount in ₹	Returns (%)	Amount in ₹	Returns (%)	Amount in ₹	Returns (%)
NAV as on January 31, 2025: ₹22.3985								
Nippon India Nifty Midcap 150 Index Fund - Regular	Inception Date : Feb 19, 2021							
Nippon India Nifty Midcap 150 Index Fund	11,053	10.50	17,239	19.89	NA	NA	22,399	22.64
B:Nifty Midcap 150 TRI	11,160	11.57	17,763	21.09	NA	NA	23,389	24.00
AB:Nifty 50 TRI	10,958	9.55	14,058	12.01	NA	NA	16,452	13.43
NAV as on January 31, 2025: ₹22.8932								
Nippon India Nifty Midcap 150 Index Fund - Direct	Inception Date : Feb 19, 2021							
Nippon India Nifty Midcap 150 Index Fund	11,109	11.06	17,521	20.53	NA	NA	22,893	23.32
B:Nifty Midcap 150 TRI	11,160	11.57	17,763	21.09	NA	NA	23,389	24.00
AB:Nifty 50 TRI	10,958	9.55	14,058	12.01	NA	NA	16,452	13.43
Fund Manager : Himanshu Mange (Since Dec 2023)								

Performance as on 31st January, 2025

B: Benchmark, AB: Additional Benchmark, TRI: Total Return Index

TRI - Total Returns Index reflects the returns on the index arising from (a) constituent stock price movements and (b) dividend receipts from constituent index stocks, thereby showing a true picture of returns.

Period for which scheme's performance has been provided is computed basis last day of the month-end preceding the date of advertisement.

Past performance may or may not be sustained in future and the same may not necessarily provide the basis for comparison with other investment. Performance of the schemes (wherever provided) are calculated basis CAGR for the past 1 year, 3 years, 5 years and since inception. IDCWs (if any) are assumed to be reinvested at the prevailing NAV. Performance of the scheme would be Net of Dividend distribution tax, if any. Face value of scheme is Rs.10/- per unit. In case, the start/end date of the concerned period is non-business day (NBD), the NAV of the previous date is considered for computation of returns.

Finance Act 2020 has abolished dividend distribution tax on IDCW declared and paid by Mutual Fund scheme. W.e.f. 01.04.2020 IDCW received from Mutual fund scheme is taxable in the hands of investor and mutual fund scheme is required to withhold tax on IDCW as per applicable rate.

Performance of other open ended schemes managed by the same fund manager as on 31st January, 2025

Scheme Name/s	CAGR %								
	1 Year Return			3 Years Return			5 Years Return		
	Regular Plan	Direct Plan	Benchmark	Regular Plan	Direct Plan	Benchmark	Regular Plan	Direct Plan	Benchmark
TOP 3									
Nippon India Gold Savings Fund#	28.92	29.20	30.59	18.30	18.56	19.57	13.59	13.88	14.86
Nippon India Silver ETF Fund of Fund*	27.54	27.93	30.27	N.A.	N.A.	N.A.	N.A.	N.A.	N.A.
Nippon India Nifty Pharma ETF*	19.92	--	20.29	18.23	--	18.51	N.A.	N.A.	N.A.
Bottom 3									
Nippon India ETF Nifty 50 Shariah BeES*	5.29	--	6.61	6.35	--	7.48	15.29	--	16.57
Nippon India Nifty Smallcap 250 Index Fund#	4.50	5.12	5.87	16.52	17.29	18.22	N.A.	N.A.	N.A.
Nippon India ETF Nifty PSU Bank BeES*	0.99	--	1.45	29.28	--	30.02	21.95	--	22.67

Nippon India Silver ETF Fund of Fund has not completed 3 & 5 years, the performance details of 1 years are provided herein.

Nippon India Nifty Pharma ETF & Nippon India Nifty Smallcap 250 Index Fund have not completed 5 years, the performance details of 1 & 3 years are provided herein.

Mr. Himanshu Mange has been managing Nippon India Gold Savings Fund since Dec 2023

Mr. Himanshu Mange has been managing Nippon India Silver ETF Fund of Fund since Dec 2023

Mr. Himanshu Mange has been managing Nippon India Nifty Pharma ETF since Dec 2023

Mr. Himanshu Mange has been managing Nippon India ETF Nifty 50 Shariah BeES since Dec 2023

Mr. Himanshu Mange has been managing Nippon India Nifty Smallcap 250 Index Fund since Dec 2023

Mr. Himanshu Mange has been managing Nippon India ETF Nifty PSU Bank BeES since Dec 2023

Note:

- Mr. Himanshu Mange manages 32 open-ended schemes of Nippon India Mutual Fund .
- In case the number of schemes managed by a fund manager is more than six, in the performance data of other schemes, the top 3 and bottom 3 schemes managed by fund manager has been provided herein are on the basis of 1 Year CAGR returns
- Period for which scheme's performance has been provided is computed basis last day of the month-end preceding the date of advertisement
- Different schemes shall have a different expense structure.

#The performance details provided herein are of Growth plan.

*The Scheme does not offer any Plans/Options. The performance details are provided at Scheme level using IDCW Reinvestment NAV's.

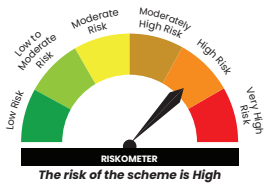
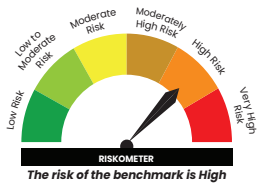

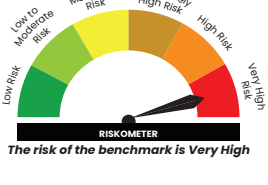


Past performance may or may not be sustained in future and the same may not necessarily provide the basis for comparison with other Investment. IDCWs (if any) are assumed to be reinvested at the prevailing NAV. Performance of the scheme would be Net of Dividend distribution tax, if any. Face value of Nippon India ETF Nifty PSU Bank BeES is Re.1/- per unit. Face Value of other schemes is Rs.10/- per unit. In case, the start/end date of the concerned period is non-business day (NBD), the NAV of the previous date is considered for computation of returns.



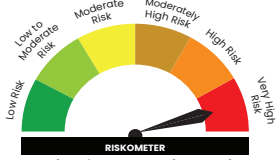


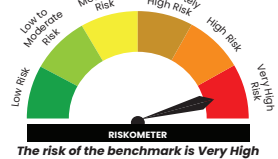
Finance Act 2020 has abolished dividend distribution tax on IDCW declared and paid by Mutual Fund scheme. W.e.f. 01.04.2020 IDCW received from Mutual fund scheme is taxable in the hands of investor and mutual fund scheme is required to withhold tax on IDCW as per applicable rate.

Scheme Features of Nippon India Nifty Midcap 150 Index Fund

Nature of Scheme	An open ended scheme replicating/tracking Nifty Midcap 150 Index
Benchmark	Nifty Midcap 150 TRI
Fund Manager	Himanshu Mange (Since Dec, 2023)
Inception Date	February 19, 2021
Indicative Asset Allocation	Securities constituting Nifty Midcap 150 Index : 95%-100%, Money Market instruments, Reverse repo and / or Tri-party Repo on government securities or T-bills and/or Schemes which invest predominantly in the money market securities or Liquid Schemes* 0%-5% *The Fund Manager may invest in Liquid Schemes of Nippon India Mutual Fund. However, the Fund Manager may invest in any other scheme of mutual fund registered with SEBI, which invest predominantly in the money market securities. Please refer Scheme Information Document for more details.
Transparency/NAV Disclosure	Nippon India Mutual Fund shall declare the Net asset value of the scheme on every business day on AMFI's website www.amfiindia.com by 11:00 p.m. on the day of declaration of the NAV and also on mf.nipponindiaim.com
Load Structure	Exit Load: Nil
Minimum Application Amount	Minimum application amount and Minimum additional investment is Rs. 100 and in multiples of Re. 1 thereafter.
Options	Growth Option and Income Distribution cum Capital Withdrawal Option

Product Label

Scheme Name	This Product is suitable for Investors who are Seeking*	Scheme Riskmeter	Benchmark Riskmeter
Nippon India Gold Savings Fund (An open ended Fund of Fund Scheme.) Benchmark : Domestic Price of Gold	<ul style="list-style-type: none"> Long term capital growth Returns that are commensurate with the performance of Nippon India ETF Gold BeES through investment in securities of Nippon India ETF Gold BeES 	 <p>The risk of the scheme is High</p>	 <p>The risk of the benchmark is High</p>
Nippon India Silver ETF Fund of Fund (An Open Ended Fund of Fund scheme investing in units of Nippon India Silver ETF.) Benchmark : Domestic Price of Silver (based on LBMA Silver daily spot fixing price)	<ul style="list-style-type: none"> Long term capital growth Returns that are commensurate with the performance of Nippon India Silver ETF through investment in units of Nippon India Silver ETF 	 <p>The risk of the scheme is Very High</p>	 <p>The risk of the benchmark is Very High</p>
Nippon India Nifty Pharma ETF (An open ended scheme replicating/ tracking NIFTY Pharma Index.) Benchmark : Nifty Pharma TRI	<ul style="list-style-type: none"> Long term capital growth Investment in equity and equity related securities and portfolios replicating the composition of Nifty Pharma Index, subject to tracking errors 	 <p>The risk of the scheme is Very High</p>	 <p>The risk of the benchmark is Very High</p>

<p>Nippon India ETF Nifty 50 Shariah BeES (The fund employs a passive investment approach designed to track the performance of Nifty50 Shariah TRI. The fund seeks to achieve this goal by investing in securities constituting the Nifty50 Shariah Index in same proportion as in the Index.)</p> <p>Benchmark : Nifty50 Shariah TRI</p>	<ul style="list-style-type: none"> • Long-term capital appreciation • Investment in Securities covered by Nifty50 Shariah Index 	 <p>RISKOMETER The risk of the scheme is Very High</p>	 <p>RISKOMETER The risk of the benchmark is Very High</p>
<p>Nippon India Nifty Smallcap 250 Index Fund (An open ended scheme replicating/tracking Nifty Smallcap 250 Index.)</p> <p>Benchmark : Nifty Smallcap 250 TRI</p>	<ul style="list-style-type: none"> • Long term capital growth • Investment in equity and equity related securities and portfolio replicating the composition of the Nifty Smallcap 250 Index, subject to tracking errors 	 <p>RISKOMETER The risk of the scheme is Very High</p>	 <p>RISKOMETER The risk of the benchmark is Very High</p>
<p>Nippon India ETF Nifty PSU Bank BeES (An open ended index scheme, listed on the Exchange in the form of an Exchange Traded Fund (ETF) tracking the Nifty PSU Bank Index.)</p> <p>Benchmark : Nifty PSU Bank TRI</p>	<ul style="list-style-type: none"> • Long-term capital appreciation • Investment in Securities covered by Nifty PSU Bank Index 	 <p>RISKOMETER The risk of the scheme is Very High</p>	 <p>RISKOMETER The risk of the benchmark is Very High</p>

*Investors should consult their financial advisors if in doubt about whether the product is suitable for them.

Risk factors: The scheme invests in equity instrument and hence carries risk inherent in equities. Trading volumes, settlement periods and transfer procedures may restrict the liquidity of the investments. Investment in Money Market is subject to liquidity, credit, interest rate & reinvestment risk. For further Scheme specific risk factors, please refer the scheme information document.

Disclaimers

The views expressed herein constitute only the opinions and do not constitute any guidelines or recommendation on any course of action to be followed by the reader. This information is meant for general reading purposes only and is not meant to serve as a professional guide for the readers. Certain factual and statistical (both historical and projected) industry and market data and other information was obtained by NAM India from independent, third-party sources that it deems to be reliable, some of which have been cited above. However, NAM India has not independently verified any of such data or other information, or the reasonableness of the assumptions upon which such data and other information was based, and there can be no assurance as to the accuracy of such data and other information. Further, many of the statements and assertions contained in these materials reflect the belief of NAM India, which belief may be based in whole or in part on such data and other information.

The Sponsor, the Investment Manager, the Trustee or any of their respective directors, employees, associates or representatives do not assume any responsibility for, or warrant the accuracy, completeness, adequacy and reliability of such information. Whilst no action has been solicited based upon the information provided herein, due care has been taken to ensure that the facts are accurate and opinions given are fair and reasonable. This information is not intended to be an offer or solicitation for the purchase or sale of any financial product or instrument. Recipients of this information should rely on information/data arising out of their own investigations. Readers are advised to seek independent professional advice, verify the contents and arrive at an informed investment decision before making any investments.

None of the Sponsor, the Investment Manager, the Trustee, their respective directors, employees, associates or representatives shall be liable for any direct, indirect, special, incidental, consequential, punitive or exemplary damages, including lost profits arising in any way from the information contained in this material. The Sponsor, the Investment Manager, the Trustee, any of their respective directors, employees including the fund managers, associates, representatives including persons involved in the preparation or issuance of this material may from time to time, have long or short positions in, and buy or sell the securities thereof, of company(ies) / specific economic sectors mentioned herein.



Mutual Fund investments are subject to market risks, read all scheme related documents carefully.