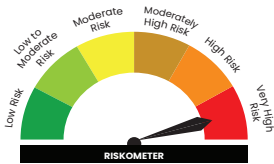
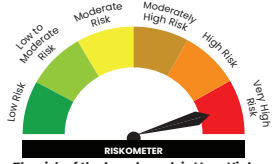


Nippon India Nifty Next 50 Junior BeES FoF

(An Open Ended fund of funds scheme investing in Nippon India ETF Nifty Next 50 Junior BeES)

| Product label | | |
|--|---|---|
| <p>This product is suitable for investors who are seeking*:</p> <ul style="list-style-type: none"> Long term capital appreciation Returns that will commensurate with the performance of Nippon India ETF Nifty Next 50 Junior BeES through investment in units of Nippon India ETF Nifty Next 50 Junior BeES. <p><small>*Investors should consult their financial advisors if in doubt about whether the product is suitable for them.</small></p> | <p>Scheme Riskometer</p> <p>Nippon India Nifty Next 50 Junior BeES FoF</p>  <p style="font-size: small; text-align: center;">RISKOMETER The risk of the scheme is Very High</p> | <p>Benchmark Riskometer</p> <p>Nifty Next 50 TRI</p>  <p style="font-size: small; text-align: center;">RISKOMETER The risk of the benchmark is Very High</p> |

| Contents | |
|---|--------|
| Investment Objective | Page 2 |
| Investment Strategy | Page 2 |
| Benefits of Nippon India Nifty Next 50 Junior BeES FoF | Page 2 |
| About Nippon India Nifty Next 50 Junior BeES FoF | Page 2 |
| About Nifty Next 50 Index | Page 2 |
| Portfolio - Nippon India Nifty Next 50 Junior BeES FoF | Page 3 |
| Scheme Performance of Nippon India Nifty Next 50 Junior BeES FoF | Page 3 |
| Performance of other open ended schemes managed by the same fund manager | Page 3 |
| Scheme Features of Nippon India Nifty Next 50 Junior BeES FoF | Page 4 |
| Product Label | Page 4 |
| Disclaimers | Page 5 |

Nippon Life India Asset Management Limited (NAM India) is one of the largest asset managers with more than 28 years of experience in managing wealth of investors with a robust distribution network in India.

Investment Objective

The investment objective of the Scheme is to seek to provide returns that closely correspond to returns provided by Nippon India ETF Nifty Next 50 Junior BeES by investing in units of Nippon India ETF Nifty Next 50 Junior BeES. However, there can be no assurance or guarantee that the investment objective of the Scheme will be achieved.

Investment Strategy

- The scheme predominantly invests in units of Nippon India ETF Nifty Next 50 Junior BeES.
- Nippon India Nifty Next 50 Junior BeES FoF can buy/sell the units from the underlying scheme in Creation Unit Size[^] also by way of cash.
- The investments could be made in units of Nippon India ETF Nifty Next 50 Junior BeES either directly through Nippon Life Asset Management Limited (NAM India) in creation unit size[^] or through the secondary market via stock exchange route.
- The facility to buy directly through NAM India in creation unit size[^] would provide Nippon India Nifty Next 50 Junior BeES FoF an additional source to purchase the units in addition to the stock exchange route.
- The investment strategy is largely passive in nature.

Benefits of Nippon India Nifty Next 50 Junior BeES FoF

- **Size Migration:** Investors get to participate in the growth story of many of the Nifty Next 50 Large Cap stocks becoming Nifty 50 stocks
- **Segment Exposure:** Provides exposure to large cap segment of market via investing into Nippon India ETF Nifty Next 50 Junior BeES which in turn invests in well diversified Nifty Next 50 index constituents spread across 25 industries.
- **Opportunity:** Allows non demat holders to seek exposure to large cap segment of the market via investing in Nippon India Nifty Next 50 Junior BeES FoF.
- **SIP Investments:** Investors can avail the benefit of Systematic Investment Plan (SIP).
- **Reduce Risk:** Reduction of non-systematic risks like stock picking and portfolio manager selection, via investing in the entire next 50 large cap stock basket via Nippon India ETF Nifty Next 50 Junior BeES.
- **Low Cost:** Exposure to the large cap segment via low cost[#] FoF.

#The investors will be bearing the recurring expenses of the scheme, in addition to the expenses of underlying Scheme.

About Nippon India Nifty Next 50 Junior BeES FoF

Investors can enjoy the following benefits of investing in Nippon India Nifty Next 50 Junior BeES FoF:

- ▶ **Nifty Next 50 Index represents the next 50 large companies listed on NSE:** The Index represents 50 companies from NIFTY 100 after excluding the NIFTY 50 companies
- ▶ **Well Defined Portfolio:** Nippon India ETF Nifty Next 50 Junior BeES investment strategy & stock selection is clearly defined; it would replicate the Nifty Next 50 Index & invest in companies forming the index in same proportion as the underlying index
- ▶ **Diversification:** Buying a single unit currently offers diversification of 50 stocks across broad sectors of economy
- ▶ **Transparency:** Nifty Next 50 Index constituents are made available in public domain on a daily basis by NSE
- ▶ **Liquidity:** ETF units are traded on exchanges & can be easily liquidated during trading hours. Authorised Participants/ Market Makers / Large Investors also have the option of coming to the AMC for procurement/sale of units in creation unit sizes[^] (10,000 units with 1 unit equivalent to 1/100 of Nifty Next 50 Index)
- ▶ **Margin for trading:** Nippon India ETF Nifty Next 50 Junior BeES is accepted as margin for trading on NSE with applicable haircut
- ▶ **Index track Record:** Base date Nov 1996, the index has a track record of 26 years. Nifty Next 50 index consist of the next 50 liquid stocks after 50 stocks traded on the National Stock Exchange

Source: NSE, NSE Indices Ltd.

About Nifty Next 50 Index

- ▶ The Nifty Next 50 index is a well-diversified 50 stock index representing 50 companies of Nifty 100 after excluding the Nifty 50 companies.
- ▶ Launched on December 1996 and base date of November 04, 1996 indexed to a base value of 1,000
- ▶ The index is re-balanced on a semi-annual basis effective from the last trading day of March and September.

Source: NSE Indices Ltd.

Note: The performance of the scheme shall be benchmarked to the Total Return (TRI) variant of the Index chosen as a benchmark.

Portfolio – Nippon India Nifty Next 50 Junior BeES FoF as on 31st December, 2024

| Portfolio as on 31st December, 2024 | Weightage (%) |
|---|----------------|
| Nippon India ETF Nifty Next 50 Junior BeES* | 99.95% |
| Cash & Other Receivables | 0.05% |
| Total | 100.00% |

Note: Please read Scheme Information Document carefully for more details and risk factors.

Scheme Performance of Nippon India Nifty Next 50 Junior BeES FoF as on 31st December, 2024

| Fund / Benchmark (Value of ₹10, 000 invested) | 1 Year | | 3 Years | | 5 Years | | Since Inception | |
|---|-------------------------------------|-------------|-------------|-------------|-------------|-------------|-----------------|-------------|
| | Amount in ₹ | Returns (%) | Amount in ₹ | Returns (%) | Amount in ₹ | Returns (%) | Amount in ₹ | Returns (%) |
| NAV as on December 31, 2024: ₹25.0821 | | | | | | | | |
| Nippon India Nifty Next 50 Junior BeES FoF - Regular | Inception Date : Mar 8, 2019 | | | | | | | |
| Nippon India Nifty Next 50 Junior BeES FoF | 12,773 | 27.48 | 16,223 | 17.49 | 24,223 | 19.33 | 25,082 | 17.11 |
| B:Nifty Next 50 TRI | 12,837 | 28.11 | 16,491 | 18.13 | 25,017 | 20.10 | 26,049 | 17.87 |
| AB:BSE Sensex TRI | 10,949 | 9.41 | 13,939 | 11.69 | 20,123 | 14.99 | 22,868 | 15.27 |
| NAV as on December 31, 2024: ₹25.4404 | | | | | | | | |
| Nippon India Nifty Next 50 Junior BeES FoF - Direct | Inception Date : Mar 8, 2019 | | | | | | | |
| Nippon India Nifty Next 50 Junior BeES FoF | 12,797 | 27.71 | 16,332 | 17.75 | 24,514 | 19.62 | 25,440 | 17.40 |
| B:Nifty Next 50 TRI | 12,837 | 28.11 | 16,491 | 18.13 | 25,017 | 20.10 | 26,049 | 17.87 |
| AB:BSE Sensex TRI | 10,949 | 9.41 | 13,939 | 11.69 | 20,123 | 14.99 | 22,868 | 15.27 |
| Fund Manager : Himanshu Mange (Since Dec 2023) | | | | | | | | |

Performance as on 31st December, 2024

B: Benchmark, AB: Additional Benchmark, TRI: Total Return Index

TRI - Total Returns Index reflects the returns on the index arising from (a) constituent stock price movements and (b) dividend receipts from constituent index stocks, thereby showing a true picture of returns.

Period for which scheme's performance has been provided is computed basis last day of the month-end preceding the date of advertisement.

Past performance may or may not be sustained in future and the same may not necessarily provide the basis for comparison with other investment. Performance of the schemes (wherever provided) are calculated basis CAGR for the past 1 year, 3 years, 5 years and since inception. IDCWs (if any) are assumed to be reinvested at the prevailing NAV. Performance of the scheme would be Net of Dividend distribution tax, if any. Face value of scheme is Rs.10/- per unit. In case, the start/end date of the concerned period is non-business day (NBD), the NAV of the previous date is considered for computation of returns.

Finance Act 2020 has abolished dividend distribution tax on IDCW declared and paid by Mutual Fund scheme. W.e.f. 01.04.2020 IDCW received from Mutual fund scheme is taxable in the hands of investor and mutual fund scheme is required to withhold tax on IDCW as per applicable rate.

Performance of other open ended schemes managed by the same fund manager as on 31st December, 2024

| Scheme Name/s | CAGR % | | | | | | | | |
|---|---------------|-------------|-----------|----------------|-------------|-----------|----------------|-------------|-----------|
| | 1 Year Return | | | 3 Years Return | | | 5 Years Return | | |
| | Regular Plan | Direct Plan | Benchmark | Regular Plan | Direct Plan | Benchmark | Regular Plan | Direct Plan | Benchmark |
| TOP 3 | | | | | | | | | |
| Nippon India Nifty Pharma ETF* | 39.21 | -- | 39.64 | 18.69 | -- | 18.97 | NA | -- | NA |
| Nippon India ETF Nifty Next 50 Junior BeES* | 27.81 | -- | 28.11 | 17.87 | -- | 18.13 | 19.79 | -- | 20.10 |
| CPSE ETF* | 27.77 | -- | 27.89 | 42.18 | -- | 42.67 | 29.40 | -- | 29.91 |
| Bottom 3 | | | | | | | | | |
| Nippon India ETF Nifty 50 Shariah BeES* | 9.24 | -- | 10.61 | 5.09 | -- | 6.20 | 15.86 | -- | 17.15 |
| Nippon India Index Fund - BSE Sensex Plan | 8.78 | 9.08 | 9.41 | 10.94 | 11.44 | 11.69 | 14.26 | 14.73 | 14.99 |
| Nippon India ETF Nifty Bank BeES* | 5.96 | -- | 6.20 | 13.47 | -- | 13.70 | 9.70 | -- | 10.23 |

Nippon India Nifty Pharma ETF has not completed 5 years, the performance details of 1 & 3 years are provided herein.

Mr. Himanshu Mange has been managing Nippon India Nifty Pharma ETF since Dec 2023
 Mr. Himanshu Mange has been managing Nippon India ETF Nifty Next 50 Junior BeES since Dec 2023
 Mr. Himanshu Mange has been managing CPSE ETF since Dec 2023
 Mr. Himanshu Mange has been managing Nippon India ETF Nifty 50 Shariah BeES since Dec 2023
 Mr. Himanshu Mange has been managing Nippon India Index Fund – BSE Sensex Plan since Dec 2023
 Mr. Himanshu Mange has been managing Nippon India ETF Nifty Bank BeES since Dec 2023

Note:
 a. Mr. Himanshu Mange manages 32 open-ended schemes of Nippon India Mutual Fund .
 b. In case the number of schemes managed by a fund manager is more than six, in the performance data of other schemes, the top 3 and bottom 3 schemes managed by fund manager has been provided herein are on the basis of 1 Year CAGR returns
 c. Period for which scheme's performance has been provided is computed basis last day of the month-end preceding the date of advertisement
 d. Different schemes shall have a different expense structure.

*The Scheme does not offer any Plans/Options. The performance details are provided at Scheme level using IDCW Reinvestment NAV's.

Past performance may or may not be sustained in future and the same may not necessarily provide the basis for comparison with other Investment. IDCWs (if any) are assumed to be reinvested at the prevailing NAV. Performance of the scheme would be Net of Dividend distribution tax, if any. Face value of Nippon India ETF Nifty Bank BeES is Re.1/- per unit. Face value of Nippon India ETF Nifty Next 50 Junior BeES is 1.25 per unit. Face Value of other schemes is Rs.10/- per unit. In case, the start/end date of the concerned period is non-business day (NBD), the NAV of the previous date is considered for computation of returns.

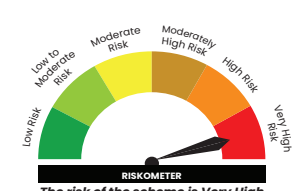
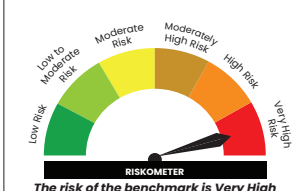
Finance Act 2020 has abolished dividend distribution tax on IDCW declared and paid by Mutual Fund scheme. W.e.f. 01.04.2020 IDCW received from Mutual fund scheme is taxable in the hands of investor and mutual fund scheme is required to withhold tax on IDCW as per applicable rate.

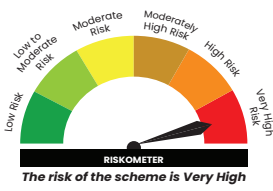
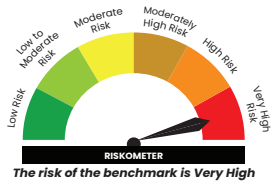
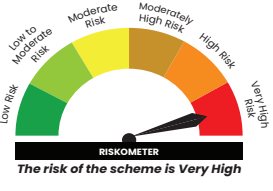
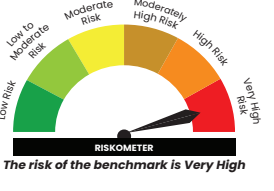


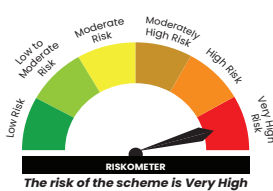
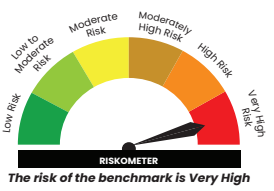
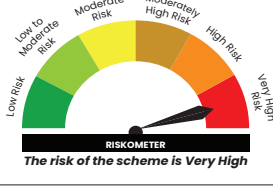
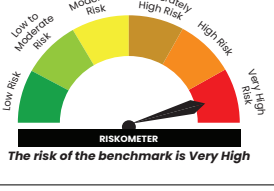
Scheme Features of Nippon India Nifty Next 50 Junior BeES FoF

| | | | | |
|------------------------------------|---|--|----------------|---------------------|
| Type of Scheme | An Open Ended fund of funds scheme investing in Nippon India ETF Nifty Next 50 Junior BeES | | | |
| Benchmark | Nifty Next 50 TRI | | | |
| Fund Manager | Himanshu Mange (Since Dec, 2023) | | | |
| Inception Date | March 08, 2019 | | | |
| Asset Allocation | Instruments | Indicative asset allocation (% of total assets) | | Risk Profile |
| | | Minimum | Maximum | |
| | Units of Nippon India ETF Nifty Next 50 Junior BeES | 95 | 100 | Medium to High |
| | Reverse repo and /or Tri-party repo on Government Securities or T-Bills and/or short-term fixed deposits and/or Schemes which invest predominantly in the money market securities or Liquid Schemes* | 0 | 5 | Low to Medium |
| | *The Fund Manager may invest in Liquid Schemes of Nippon India Mutual Fund. However, the Fund Manager may invest in any other scheme of a mutual fund registered with SEBI, which invest predominantly in the money market securities. (For more details please refer Scheme Information Document) | | | |
| Transparency/NAV Disclosure | Nippon India Mutual Fund shall declare the Net asset value of the scheme on every business day on AMFI's website www.amfiindia.com by 11:00 p.m. on the day of declaration of the NAV and also on mf.nipponindiaim.com | | | |
| Load Structure | Exit Load : Nil | | | |
| Minimum Application Amount | Minimum Application Amount Rs. 100 and in multiples of Re. 1 thereafter Additional Purchase Amount Rs 100 (plus in the multiple of Re.1) Note – Pursuant to notice cum addendum dated October 30, 2021, for investments made by designated employees in terms of SEBI circular dated April 28, 2021 and September 20, 2021, requirement for minimum application/ redemption amount will not be applicable. | | | |
| Plans | The Scheme offers following Plans under Direct Plan and Regular Plan: (a) Growth Plan (b) Income Distribution cum Capital Withdrawal Plan | | | |

^ w.e.f May 1, 2023, the execution value for large investors must be greater than Rs.25 crores (except for Schemes managed by Employee Provident Fund Organisation (EPFO), India and Recognized Provident Funds, Approved Gratuity Funds and Approved Superannuation Funds under Income Tax Act, 1961)

Product Label

| Scheme Name | This Product is suitable for Investors who are Seeking* | Scheme Riskometer | Benchmark Riskometer |
|---|---|--|--|
| Nippon India Nifty Pharma ETF (An open ended scheme replicating/ tracking NIFTY Pharma Index.) Benchmark : Nifty Pharma TRI | <ul style="list-style-type: none"> Long term capital growth Investment in equity and equity related securities and portfolios replicating the composition of Nifty Pharma Index, subject to tracking errors |  <p>The risk of the scheme is Very High</p> |  <p>The risk of the benchmark is Very High</p> |

| | | | |
|---|--|---|---|
| <p>Nippon India ETF Nifty Next 50 Junior BeES (An Open-ended Index Exchange Traded Fund)</p> <p>Benchmark : Nifty Next 50 TRI</p> | <ul style="list-style-type: none"> • Long-term capital appreciation • Investment in Securities covered by Nifty Next 50 Index |  <p>The risk of the scheme is Very High</p> |  <p>The risk of the benchmark is Very High</p> |
| <p>CPSE ETF (An Open-ended Index Exchange Traded Fund)</p> <p>Benchmark : Nifty CPSE TRI</p> | <ul style="list-style-type: none"> • Long-term capital appreciation • Investment in Securities covered by the Nifty CPSE Index. |  <p>The risk of the scheme is Very High</p> |  <p>The risk of the benchmark is Very High</p> |
| <p>Nippon India ETF Nifty 50 Shariah BeES (The fund employs a passive investment approach designed to track the performance of Nifty50 Shariah TRI. The fund seeks to achieve this goal by investing in securities constituting the Nifty50 Shariah Index in same proportion as in the Index.)</p> <p>Benchmark : Nifty50 Shariah TRI</p> | <ul style="list-style-type: none"> • Long-term capital appreciation • Investment in Securities covered by Nifty50 Shariah Index |  <p>The risk of the scheme is Very High</p> |  <p>The risk of the benchmark is Very High</p> |
| <p>Nippon India Index Fund – BSE Sensex Plan (An open ended scheme replicating/tracking BSE Sensex.)</p> <p>Benchmark : BSE Sensex TRI</p> | <ul style="list-style-type: none"> • Long term capital growth • Investment in equity and equity related securities and portfolios replicating the composition of the sensex, subject to tracking errors. |  <p>The risk of the scheme is Very High</p> |  <p>The risk of the benchmark is Very High</p> |
| <p>Nippon India ETF Nifty Bank BeES (An Open Ended Index Exchange Traded Scheme.)</p> <p>Benchmark : Nifty Bank TRI</p> | <ul style="list-style-type: none"> • Long-term capital appreciation • Investment in Securities covered by Nifty Bank Index |  <p>The risk of the scheme is Very High</p> |  <p>The risk of the benchmark is Very High</p> |

*Investors should consult their financial advisors if in doubt about whether the product is suitable for them.

The Investors will be bearing the recurring expenses of the scheme, in addition to the expenses of underlying scheme i.e Nippon India ETF Nifty Next 50 Junior BeES.

Risk factors: The Scheme may invest predominantly in Nippon India ETF Nifty Next 50 Junior BeES of Nippon India Mutual Fund. Hence the Scheme's performance may depend upon the performance of the underlying mutual fund scheme. Any change in the investment policies or the fundamental attributes of the underlying scheme could affect the performance of the Scheme. Risk associated with Nippon India ETF Nifty Next 50 Junior BeES will also be applicable to the investor. Please refer SID for full scheme Specific risk factors.

Disclaimer:

The information herein is meant only for general reading purposes and the views being expressed only constitute opinions and therefore cannot be considered as guidelines, recommendations or as a professional guide for the readers. Certain factual and statistical information (historical as well as projected) pertaining to industry and markets have been obtained from independent third-party sources, which are deemed to be reliable. It may be noted that since NAM India has not independently verified the accuracy or authenticity of such information or data, or for that matter the reasonableness of the assumptions upon which such data and information has been processed or arrived at; NAM India does not in any manner assure the accuracy or authenticity of such data and information. Some of the statements & assertions contained in these materials may reflect NAM India's views or opinions, which in turn may have been formed on the basis of such data or information.

Before making any investments, the readers are advised to seek independent professional advice, verify the contents in order to arrive at an informed investment decision. None of the Sponsor, the Investment Manager, the Trustee, their respective directors, employees, associates or representatives shall be liable in any way for any direct, indirect, special, incidental, consequential, punitive or exemplary damages, including on account of lost profits arising from the information contained in this material.



Mutual Fund investments are subject to market risks, read all scheme related documents carefully.