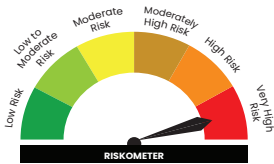
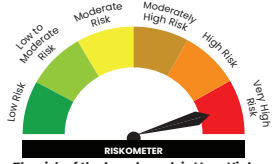


Nippon India Nifty Next 50 Junior BeES FoF

(An Open Ended fund of funds scheme investing in Nippon India ETF Nifty Next 50 Junior BeES)

Product label		
<p>This product is suitable for investors who are seeking*:</p> <ul style="list-style-type: none"> Long term capital appreciation Returns that will commensurate with the performance of Nippon India ETF Nifty Next 50 Junior BeES through investment in units of Nippon India ETF Nifty Next 50 Junior BeES. <p><small>*Investors should consult their financial advisors if in doubt about whether the product is suitable for them.</small></p>	<p>Scheme Riskometer</p> <p>Nippon India Nifty Next 50 Junior BeES FoF</p>  <p>The risk of the scheme is Very High</p>	<p>Benchmark Riskometer</p> <p>Nifty Next 50 TRI</p>  <p>The risk of the benchmark is Very High</p>

Contents	
Investment Objective	Page 2
Investment Strategy	Page 2
Benefits of Nippon India Nifty Next 50 Junior BeES FoF	Page 2
About Nippon India Nifty Next 50 Junior BeES FoF	Page 2
About Nifty Next 50 Index	Page 2
Portfolio - Nippon India Nifty Next 50 Junior BeES FoF	Page 3
Scheme Performance of Nippon India Nifty Next 50 Junior BeES FoF	Page 3
Performance of other open ended schemes managed by the same fund manager	Page 3
Scheme Features of Nippon India Nifty Next 50 Junior BeES FoF	Page 4
Product Label	Page 4
Disclaimers	Page 5

Nippon Life India Asset Management Limited (NAM India) is one of the largest asset managers with more than 29 years of experience in managing wealth of investors with a robust distribution network in India.

Investment Objective

The investment objective of the Scheme is to seek to provide returns that closely correspond to returns provided by Nippon India ETF Nifty Next 50 Junior BeES by investing in units of Nippon India ETF Nifty Next 50 Junior BeES. However, there can be no assurance or guarantee that the investment objective of the Scheme will be achieved.

Investment Strategy

- The scheme predominantly invests in units of Nippon India ETF Nifty Next 50 Junior BeES.
- Nippon India Nifty Next 50 Junior BeES FoF can buy/sell the units from the underlying scheme in Creation Unit Size[^] also by way of cash.
- The investments could be made in units of Nippon India ETF Nifty Next 50 Junior BeES either directly through Nippon Life Asset Management Limited (NAM India) in creation unit size[^] or through the secondary market via stock exchange route.
- The facility to buy directly through NAM India in creation unit size[^] would provide Nippon India Nifty Next 50 Junior BeES FoF an additional source to purchase the units in addition to the stock exchange route.
- The investment strategy is largely passive in nature.

Benefits of Nippon India Nifty Next 50 Junior BeES FoF

- **Size Migration:** Investors get to participate in the growth story of many of the Nifty Next 50 Large Cap stocks becoming Nifty 50 stocks
- **Segment Exposure:** Provides exposure to large cap segment of market via investing into Nippon India ETF Nifty Next 50 Junior BeES which in turn invests in well diversified Nifty Next 50 index constituents spread across 25 industries.
- **Opportunity:** Allows non demat holders to seek exposure to large cap segment of the market via investing in Nippon India Nifty Next 50 Junior BeES FoF.
- **SIP Investments:** Investors can avail the benefit of Systematic Investment Plan (SIP).
- **Reduce Risk:** Reduction of non-systematic risks like stock picking and portfolio manager selection, via investing in the entire next 50 large cap stock basket via Nippon India ETF Nifty Next 50 Junior BeES.
- **Low Cost:** Exposure to the large cap segment via low cost[#] FoF.

#The investors will be bearing the recurring expenses of the scheme, in addition to the expenses of underlying Scheme.

About Nippon India Nifty Next 50 Junior BeES FoF

Investors can enjoy the following benefits of investing in Nippon India Nifty Next 50 Junior BeES FoF:

- ▶ **Nifty Next 50 Index represents the next 50 large companies listed on NSE:** The Index represents 50 companies from NIFTY 100 after excluding the NIFTY 50 companies
- ▶ **Well Defined Portfolio:** Nippon India ETF Nifty Next 50 Junior BeES investment strategy & stock selection is clearly defined; it would replicate the Nifty Next 50 Index & invest in companies forming the index in same proportion as the underlying index
- ▶ **Diversification:** Buying a single unit currently offers diversification of 50 stocks across broad sectors of economy
- ▶ **Transparency:** Nifty Next 50 Index constituents are made available in public domain on a daily basis by NSE
- ▶ **Liquidity:** ETF units are traded on exchanges & can be easily liquidated during trading hours. Authorised Participants/ Market Makers / Large Investors also have the option of coming to the AMC for procurement/sale of units in creation unit sizes[^] (10,000 units with 1 unit equivalent to 1/100 of Nifty Next 50 Index)
- ▶ **Margin for trading:** Nippon India ETF Nifty Next 50 Junior BeES is accepted as margin for trading on NSE with applicable haircut
- ▶ **Index track Record:** Base date Nov 1996, the index has a track record of 26 years. Nifty Next 50 index consist of the next 50 liquid stocks after 50 stocks traded on the National Stock Exchange

Source: NSE, NSE Indices Ltd.

About Nifty Next 50 Index

- ▶ The Nifty Next 50 index is a well-diversified 50 stock index representing 50 companies of Nifty 100 after excluding the Nifty 50 companies.
- ▶ Launched on December 1996 and base date of November 04, 1996 indexed to a base value of 1,000
- ▶ The index is re-balanced on a semi-annual basis effective from the last trading day of March and September.

Source: NSE Indices Ltd.

Note: The performance of the scheme shall be benchmarked to the Total Return (TRI) variant of the Index chosen as a benchmark.

Portfolio – Nippon India Nifty Next 50 Junior BeES FoF as on 28th February, 2025

Portfolio as on 28th February, 2025	Weightage (%)
Nippon India ETF Nifty Next 50 Junior BeES	99.93%
Cash & Other Receivables	0.07%
Total	100.00%

Note: Please read Scheme Information Document carefully for more details and risk factors.

Scheme Performance of Nippon India Nifty Next 50 Junior BeES FoF as on 28th February, 2025

Fund / Benchmark (Value of ₹10, 000 invested)	1 Year		3 Years		5 Years		Since Inception	
	Amount in ₹	Returns (%)	Amount in ₹	Returns (%)	Amount in ₹	Returns (%)	Amount in ₹	Returns (%)
NAV as on February 28, 2025: ₹21.1139								
Nippon India Nifty Next 50 Junior BeES FoF - Regular	Inception Date : Mar 8, 2019							
Nippon India Nifty Next 50 Junior BeES FoF	9,724	-2.76	14,408	12.93	21,651	16.69	21,114	13.30
B:Nifty Next 50 TRI	9,746	-2.54	14,592	13.41	22,423	17.51	21,891	13.99
AB:BSE Sensex TRI	10,219	2.19	13,519	10.56	20,326	15.22	21,453	13.61
NAV as on February 28, 2025: ₹21.4207								
Nippon India Nifty Next 50 Junior BeES FoF - Direct	Inception Date : Mar 8, 2019							
Nippon India Nifty Next 50 Junior BeES FoF	9,741	-2.59	14,502	13.18	21,907	16.96	21,421	13.58
B:Nifty Next 50 TRI	9,746	-2.54	14,592	13.41	22,423	17.51	21,891	13.99
AB:BSE Sensex TRI	10,219	2.19	13,519	10.56	20,326	15.22	21,453	13.61
Fund Manager : Himanshu Mange (Since Dec 2023)								

Performance as on 28th February, 2025

B: Benchmark, AB: Additional Benchmark, TRI: Total Return Index

TRI - Total Returns Index reflects the returns on the index arising from (a) constituent stock price movements and (b) dividend receipts from constituent index stocks, thereby showing a true picture of returns.

Period for which scheme's performance has been provided is computed basis last day of the month-end preceding the date of advertisement.

Past performance may or may not be sustained in future and the same may not necessarily provide the basis for comparison with other investment. Performance of the schemes (wherever provided) are calculated basis CAGR for the past 1 year, 3 years, 5 years and since inception. IDCWs (if any) are assumed to be reinvested at the prevailing NAV. Performance of the scheme would be Net of Dividend distribution tax, if any. Face value of scheme is Rs.10/- per unit. In case, the start/end date of the concerned period is non-business day (NBD), the NAV of the previous date is considered for computation of returns.

Finance Act 2020 has abolished dividend distribution tax on IDCW declared and paid by Mutual Fund scheme. W.e.f. 01.04.2020 IDCW received from Mutual fund scheme is taxable in the hands of investor and mutual fund scheme is required to withhold tax on IDCW as per applicable rate.

Performance of other open ended schemes managed by the same fund manager as on 28th February, 2025

Scheme Name/s	CAGR %								
	1 Year Return			3 Years Return			5 Years Return		
	Regular Plan	Direct Plan	Benchmark	Regular Plan	Direct Plan	Benchmark	Regular Plan	Direct Plan	Benchmark
TOP 3									
Nippon India Gold Savings Fund#	34.22	34.50	36.73	17.28	17.55	18.50	13.31	13.61	14.76
Nippon India ETF Nifty Bank BeES*	5.51	--	5.76	10.82	--	11.04	10.75	--	11.28
Nippon India ETF BSE Sensex Next 50*	2.14	--	2.42	16.65	--	17.10	19.90	--	20.80
Bottom 3									
Nippon India Nifty Midcap 150 Index Fund#	-0.87	-0.38	0.07	18.26	18.90	19.43	NA	NA	NA
Nippon India ETF Nifty Next 50 Junior BeES*	-2.73	--	-2.54	13.17	--	13.41	17.20	--	17.51
Nippon India Nifty Smallcap 250 Index Fund#	-8.13	-7.58	-6.94	15.12	15.87	16.77	N.A.	N.A.	N.A.

Nippon India Nifty Midcap 150 Index Fund & Nippon India Nifty Smallcap 250 Index Fund have not completed 5 years, the performance details of 1 & 3 years are provided herein.

Mr. Himanshu Mange has been managing Nippon India Gold Savings Fund since Dec 2023
 Mr. Himanshu Mange has been managing Nippon India ETF Nifty Bank BeES since Dec 2023
 Mr. Himanshu Mange has been managing Nippon India ETF BSE Sensex Next 50 since Dec 2023
 Mr. Himanshu Mange has been managing Nippon India Nifty Midcap 150 Index Fund since Dec 2023
 Mr. Himanshu Mange has been managing Nippon India ETF Nifty Next 50 Junior BeES since Dec 2023
 Mr. Himanshu Mange has been managing Nippon India Nifty Smallcap 250 Index Fund since Dec 2023

Note:
 a. Mr. Himanshu Mange manages 13 open-ended schemes of Nippon India Mutual Fund .
 b. In case the number of schemes managed by a fund manager is more than six, in the performance data of other schemes, the top 3 and bottom 3 schemes managed by fund manager has been provided herein are on the basis of 1 Year CAGR returns
 c. Period for which scheme's performance has been provided is computed basis last day of the month-end preceding the date of advertisement
 d. Different schemes shall have a different expense structure.

#The performance details provided herein are of Growth plan.
 *The Scheme does not offer any Plans/Options. The performance details are provided at Scheme level using IDCW Reinvestment NAV's.

Past performance may or may not be sustained in future and the same may not necessarily provide the basis for comparison with other Investment. IDCWs (if any) are assumed to be reinvested at the prevailing NAV. Performance of the scheme would be Net of Dividend distribution tax, if any. Face value of Nippon India ETF Nifty Bank BeES is Re.1/- per unit. Face value of Nippon India ETF Nifty Next 50 Junior BeES is 1.25 per unit. Face Value of other schemes is Rs.10/- per unit. In case, the start/end date of the concerned period is non-business day (NBD), the NAV of the previous date is considered for computation of returns.

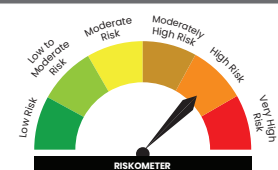
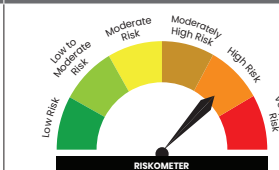
Finance Act 2020 has abolished dividend distribution tax on IDCW declared and paid by Mutual Fund scheme. W.e.f. 01.04.2020 IDCW received from Mutual fund scheme is taxable in the hands of investor and mutual fund scheme is required to withhold tax on IDCW as per applicable rate.

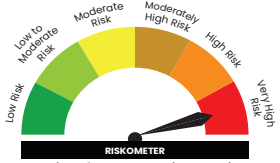
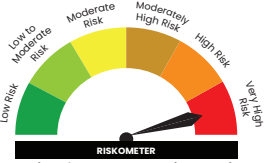
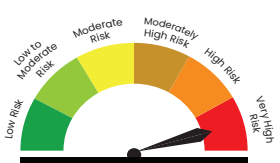
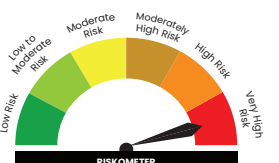

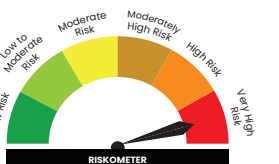
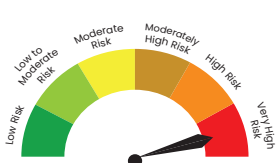
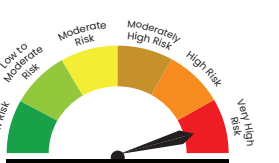

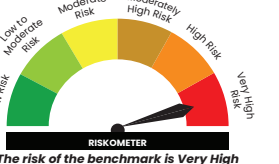
Scheme Features of Nippon India Nifty Next 50 Junior BeES FoF

Type of Scheme	An Open Ended fund of funds scheme investing in Nippon India ETF Nifty Next 50 Junior BeES			
Benchmark	Nifty Next 50 TRI			
Fund Manager	Himanshu Mange (Since Dec, 2023)			
Inception Date	March 08, 2019			
Asset Allocation	Instruments	Indicative asset allocation (% of total assets)		Risk Profile
		Minimum	Maximum	
	Units of Nippon India ETF Nifty Next 50 Junior BeES	95	100	Medium to High
	Reverse repo and /or Tri-party repo on Government Securities or T-Bills and/or short-term fixed deposits and/or Schemes which invest predominantly in the money market securities or Liquid Schemes*	0	5	Low to Medium
	*The Fund Manager may invest in Liquid Schemes of Nippon India Mutual Fund. However, the Fund Manager may invest in any other scheme of a mutual fund registered with SEBI, which invest predominantly in the money market securities. (For more details please refer Scheme Information Document)			
Transparency/NAV Disclosure	Nippon India Mutual Fund shall declare the Net asset value of the scheme on every business day on AMFI's website www.amfiindia.com by 11:00 p.m. on the day of declaration of the NAV and also on mf.nipponindiaim.com			
Load Structure	Exit Load : Nil			
Minimum Application Amount	Minimum Application Amount Rs. 100 and in multiples of Re. 1 thereafter Additional Purchase Amount Rs 100 (plus in the multiple of Re.1) Note – Pursuant to notice cum addendum dated October 30, 2021, for investments made by designated employees in terms of SEBI circular dated April 28, 2021 and September 20, 2021, requirement for minimum application/ redemption amount will not be applicable.			
Plans	The Scheme offers following Plans under Direct Plan and Regular Plan: (a) Growth Plan (b) Income Distribution cum Capital Withdrawal Plan			

^ w.e.f May 1, 2023, the execution value for large investors must be greater than Rs.25 crores (except for Schemes managed by Employee Provident Fund Organisation (EPFO), India and Recognized Provident Funds, Approved Gratuity Funds and Approved Superannuation Funds under Income Tax Act, 1961)

Product Label

Scheme Name	This Product is suitable for Investors who are Seeking*	Scheme Riskometer	Benchmark Riskometer
Nippon India Gold Savings Fund (An open ended Fund of Fund Scheme.) Benchmark : Domestic Price of Gold	<ul style="list-style-type: none"> Long term capital growth Returns that are commensurate with the performance of Nippon India ETF Gold BeES through investment in securities of Nippon India ETF Gold BeES 	 <p style="text-align: center;">RISKOMETER The risk of the scheme is High</p>	 <p style="text-align: center;">RISKOMETER The risk of the benchmark is High</p>

<p>Nippon India ETF Nifty Bank BeES (An Open Ended Index Exchange Traded Scheme.)</p> <p>Benchmark : Nifty Bank TRI</p>	<ul style="list-style-type: none"> • Long-term capital appreciation • Investment in Securities covered by Nifty Bank Index 	 <p>The risk of the scheme is Very High</p>	 <p>The risk of the benchmark is Very High</p>
<p>Nippon India ETF BSE Sensex Next 50 (An Open Ended Index Exchange Traded Fund.)</p> <p>Benchmark : BSE Sensex Next 50 TRI</p>	<ul style="list-style-type: none"> • Long term capital appreciation • Investment in equity and equity related securities and portfolios replicating the composition of BSE SENSEX Next 50 Index, subject to tracking errors 	 <p>The risk of the scheme is Very High</p>	 <p>The risk of the benchmark is Very High</p>
<p>Nippon India Nifty Midcap 150 Index Fund (An open ended scheme replicating/tracking Nifty Midcap 150 Index.)</p> <p>Benchmark : Nifty Midcap 150 TRI</p>	<ul style="list-style-type: none"> • Long term capital growth • Investment in equity and equity related securities and portfolio replicating the composition of the Nifty Midcap 150 Index, subject to tracking errors 	 <p>The risk of the scheme is Very High</p>	 <p>The risk of the benchmark is Very High</p>
<p>Nippon India ETF Nifty Next 50 Junior BeES (An Open-ended Index Exchange Traded Fund.)</p> <p>Benchmark : Nifty Next 50 TRI</p>	<ul style="list-style-type: none"> • Long-term capital appreciation • Investment in Securities covered by Nifty Next 50 Index 	 <p>The risk of the scheme is Very High</p>	 <p>The risk of the benchmark is Very High</p>
<p>Nippon India Nifty Smallcap 250 Index Fund (An open ended scheme replicating/tracking Nifty Smallcap 250 Index.)</p> <p>Benchmark : Nifty Smallcap 250 TRI</p>	<ul style="list-style-type: none"> • Long term capital growth • Investment in equity and equity related securities and portfolio replicating the composition of the Nifty Smallcap 250 Index, subject to tracking errors 	 <p>The risk of the scheme is Very High</p>	 <p>The risk of the benchmark is Very High</p>

*Investors should consult their financial advisors if in doubt about whether the product is suitable for them.

The Investors will be bearing the recurring expenses of the scheme, in addition to the expenses of underlying scheme i.e Nippon India ETF Nifty Next 50 Junior BeES.

Risk factors: The Scheme may invest predominantly in Nippon India ETF Nifty Next 50 Junior BeES of Nippon India Mutual Fund. Hence the Scheme's performance may depend upon the performance of the underlying mutual fund scheme. Any change in the investment policies or the fundamental attributes of the underlying scheme could affect the performance of the Scheme. Risk associated with Nippon India ETF Nifty Next 50 Junior BeES will also be applicable to the investor. Please refer SID for full scheme Specific risk factors.

Disclaimer:

The information herein is meant only for general reading purposes and the views being expressed only constitute opinions and therefore cannot be considered as guidelines, recommendations or as a professional guide for the readers. Certain factual and statistical information (historical as well as projected) pertaining to Industry and markets have been obtained from independent third-party sources, which are deemed to be reliable. It may be noted that since NAM India has not independently verified the accuracy or authenticity of such information or data, or for that matter the reasonableness of the assumptions upon which such data and information has been processed or arrived at; NAM India does not in any manner assures the accuracy or authenticity of such data and information. Some of the statements & assertions contained in these materials may reflect NAM India's views or opinions, which in turn may have been formed on the basis of such data or information.

Before making any investments, the readers are advised to seek independent professional advice, verify the contents in order to arrive at an informed investment decision. None of the Sponsor, the Investment Manager, the Trustee, their respective directors, employees, associates or representatives shall be liable in any way for any direct, indirect, special, incidental, consequential, punitive or exemplary damages, including on account of lost profits arising from the information contained in this material.

Mutual Fund investments are subject to market risks, read all scheme related documents carefully.