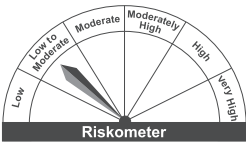
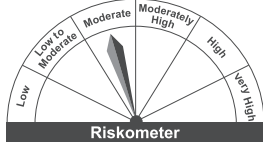


Nippon India Nifty SDL Plus G-Sec - Jun 2028 Maturity 70:30 Index Fund

(An open-ended Target Maturity Index Fund investing in constituents of Nifty SDL Plus G-Sec Jun 2028 70:30 Index. A Relatively High interest rate risk and Relatively Low Credit Risk)

Product label

<p>This product is suitable for investors who are seeking*:</p> <ul style="list-style-type: none"> Income over long term Investments in State Development Loans (SDLs) & Government Securities that seek to track Nifty SDL Plus G-Sec Jun 2028 70:30 Index, subject to tracking errors <p>*Investors should consult their financial advisors if in doubt about whether the product is suitable for them.</p>	<p>Nippon India Nifty SDL Plus G-Sec - Jun 2028 Maturity 70:30 Index Fund</p>  <p>Riskometer Investors understand that their principal will be at Low to Moderate risk</p>	<p>Nifty SDL Plus G-Sec Jun 2028 70:30 Index</p>  <p>Riskometer Benchmark Riskometer is at Moderate risk</p>

Potential Risk Class (PRC)

Credit Risk →	Relatively Low (Class A)	Moderate (Class B)	Relatively High (Class C)
Interest Rate Risk ↓			
Relatively Low (Class I)			
Moderate (Class II)			
Relatively High (Class III)	A-III		

Contents

Why Index Fund?	Page 2
Strategies used through Index Funds	Page 2
Nippon India Nifty SDL Plus G-Sec - Jun 2028 Maturity 70:30 Index Fund - Investment Objective	Page 2
Why Invest in Nippon India Nifty SDL Plus G-Sec - Jun 2028 Maturity 70:30 Index Fund?	Page 2
About Nifty SDL Plus G-Sec Jun 2028 70:30 Index	Page 2
Scheme Portfolio of Nippon India Nifty SDL Plus G-Sec - Jun 2028 Maturity 70:30 Index Fund	Page 4
Key Details	Page 4
Scheme Performance Nippon India Nifty SDL Plus G-Sec - Jun 2028 Maturity 70:30 Index Fund	Page 4
Performance of other open ended schemes managed by the same fund manager	Page 5
Scheme Features of Nippon India Nifty SDL Plus G-Sec - Jun 2028 Maturity 70:30 Index Fund	Page 6
Product Label	Page 6
Disclaimers	Page 8

Nippon Life India Asset Management Limited (NAM India) is one of the largest asset managers with more than 28 years of experience in managing wealth of investors with a robust distribution network in India.

Why Index Fund?

- ▶ **Less of Ambiguity:** The Index funds investment strategy & security selection is clearly defined, holding securities as per the underlying Index in the same weightages (subject to expense ratio & tracking error).
- ▶ **Diversification** – Buying a single unit offers diversification benefit in the entire index companies / issuers.
- ▶ **Low Cost** – Generally less expensive than investing in multiple individual securities. (Low cost with respect to Total Expense Ratio)

Strategies used through Index Funds

- ▶ **Liquidity Management** – Index funds can be used for a given percentage of each asset class to provide a liquidity buffer across the asset allocation.
- ▶ **Portfolio Completion** – Index funds allow investors to gain exposure to an asset class that is under-represented in the asset allocation.
- ▶ **Portfolio Transitions** – Since index funds are passive funds, they may help maintain market exposure while there are changes in securities holdings in a portfolio, hence avoids the risk of missing any market movement.

Nippon India Nifty SDL Plus G-Sec – Jun 2028 Maturity 70:30 Index Fund

Investment Objective :

The investment objective of the scheme is to provide investment returns corresponding to the total returns of the securities as represented by the Nifty SDL Plus G-Sec Jun 2028 70:30 Index before expenses, subject to tracking errors. However, there can be no assurance or guarantee that the investment objective of the Scheme will be achieved.

Investment Strategy :

Nippon India Nifty SDL Plus G-Sec – Jun 2028 Maturity 70:30 Index Fund is a passively managed Index fund which will employ an investment approach designed to track the performance of Nifty SDL Plus G-Sec Jun 2028 70:30 Index

- Scheme would predominantly invest into State Development Loans (SDLs) and Government Securities (G-Secs) representing Nifty SDL Plus G-Sec Jun 2028 70:30 Index.
- Securities which will form part of the scheme portfolio are expected to have in the aggregate, key characteristics of the underlying index in terms of maturity profile and type of securities.
- Scheme will follow Buy and Hold investment strategy in which existing SDLs & G-Secs will be held till maturity, subject to semi-annual index rebalancing.
- Portfolio will be rolled down in line with the index, hence incremental investment will be in SDLs & G-Secs representing the index.
- In case of maturity of any or all SDLs and G-Secs which are part of the Scheme portfolio, the maturity proceeds will be deployed in the outstanding security of the same issuer having longest maturity or in remaining portfolio in proportion of existing weight or Treasury bills or Tri-Party Repos on Government securities or Treasury bills, till the scheme "Maturity Date".
- Scheme will mature in line with the maturity of the index.

Why Invest in Nippon India Nifty SDL Plus G-Sec – Jun 2028 Maturity 70:30 Index Fund?

- **Relatively Safe** : Index Fund would invest into State Development Loans (SDLs) and Government Securities (G-Secs). Hence, it is relatively safe as compared to Equity and other Debt funds.
- **Opportunity** : Will also allow non demat account holders to seek exposure in passive debt fund via investing in Nippon India Nifty SDL Plus G-Sec – Jun 2028 Maturity 70:30 Index Fund.
- **No lock-in** : Subscribing and redeeming units with mutual fund anytime during the life of the fund.
- **Reduce Risk** : Reduction in non-systematic risk like security selection and portfolio manager selection, as the fund will apply buy & hold strategy and follow the index.
- **Low Cost** : Fund will be managed at low cost[^].

[^] Low cost as compared to active mutual fund schemes in terms of total expense ratio

About Nifty SDL Plus G-Sec Jun 2028 70:30 Index

Overview

Nifty SDL Plus G-Sec Jun 2028 70:30 Index seeks to measure the performance of portfolio of State Development Loans (SDLs) and Government securities (G-Secs) maturing during the twelve month period ending June 30, 2028. The index is computed using the total return methodology including price return and coupon return. The index has a base date of October 31, 2022 and a base value of 1000

Methodology

The methodology is in compliance with the Norms for Debt Exchange Traded Funds (ETFs)/Index Funds announced by SEBI vide circular no. SEBI/HO/IMD/DOF2/P/CIR/2022/69 on May 23, 2022

Index Structure

The index contains 2 components as on the base date of index

1. SDL component: Constituting 70% of the index
2. G-Sec component: Constituting 30% of the index

1. Methodology for SDL component – Constituting 70% of the index

• Eligibility Norms

- SDL should not be a special security

• Issuer Selection

- 20 states/UTs are selected based on the highest total outstanding amount as on October 03, 2022 maturing during the twelve month period ending June 30, 2028.

• Security Selection

- As on October 03, 2022, for every selected state/UT, most recently issued SDL maturing during the twelve month period ending June 30, 2028 is selected to be part of the index. These selected 20 securities will continue to remain in the index till they mature
- Only one SDL per state/UT to be part of the index

• Weight Assignment

- Each state that is part of the SDL component (constituting 70% of the index) is given equal weight as of the base date of the index
- Subsequently, the security level weights may drift due to price movement and accordingly, the total 70% weight of the SDL component may also drift
- Any coupon amount received is assumed to be reinvested in the portfolio on the same date, in the proportion of the existing weights

2. Methodology for G-Sec component – Constituting 30% of the index

• Eligibility Norms

- G-Sec should not be a special security

• Security Selection

- From the eligible universe, G-Secs with a minimum outstanding amount of Rs. 25,000 crores as on October 03, 2022, maturing during the twelve month period ending June 30, 2028 are selected to be part of the index

Weight Assignment

- Each security that is part of the G-Sec component (constituting 30% of the index) is given equal weight as of the base date of the index
- Subsequently, the security level weights may drift due to price movement and accordingly, the total 30% weight of the G-Sec component may also drift
- Any coupon amount received is assumed to be reinvested in the portfolio on the same date, in the proportion of the existing weights

Index Rebalancing/Reconstitution

- On a semi-annual basis, index will be screened for compliance with the Norms for Debt Exchange Traded Funds (ETFs)/Index Funds announced by SEBI vide circular no. SEBI/HO/IMD/DOF2/P/CIR/2022/69 on May 23, 2022. In case of non-compliance, suitable corrective measures will be taken to ensure compliance with the norms
- During the semi-annual review in the month of June and December of every year, the total weights to the SDL and G-sec components will be reset to the original 70:30 and the underlying security level weights within each component will be also reset to equal weight. Changes, if any, shall be effective from last working day (T) of the June and December month of the respective years
- As the index includes securities that shall mature during the twelve month period ending on the final maturity date of the index, any proceeds from the security redemption prior to the final maturity date of the index shall be re-invested using the following waterfall approach:
 - The proceeds from security redemption will be reinvested in the longest maturity outstanding security issued by the same issuer (SDL in case of state/UT and G-Sec/T-Bill in case of government security) and maturing on or just before the index maturity date with the same weightage. This will be subject to single issuer limit in compliance with the Norms for Debt Exchange Traded Funds (ETFs)/Index Funds announced by SEBI vide circular no. SEBI/HO/IMD/DOF2/P/CIR/2022/69 on May 23, 2022.
 - In case a replacement in the form of outstanding security of the same issuer cannot be found for reinvestment then the proceeds from such redemption shall be reinvested in the remaining portfolio on the same date in the proportion of the existing weights. This will be subject to single issuer limit in compliance with the Norms for Debt Exchange Traded Funds (ETFs)/Index Funds announced by SEBI vide circular no. SEBI/HO/IMD/DOF2/P/CIR/2022/69 on May 23, 2022
 - In case due to any reason, it is not possible to meet any norms as prescribed by SEBI vide circular no. SEBI/HO/IMD/DOF2/P/CIR/2022/69 dated May 23, 2022, then the proceeds from such redemption shall be reinvested in a T-Bill maturing on or just before the index maturity date
 - If the last outstanding security (including T-Bill) in the index matures before the final index maturity date, all redemption proceeds shall be re-invested in The Clearing Corporation of India Ltd.'s (CCIL) TREPS overnight rate tracked by Nifty 1D Rate Index for any subsequent days till the maturity of the index

Index Termination

The index shall mature on June 30, 2028.

Source: NSE

Scheme Portfolio of Nippon India Nifty SDL Plus G-Sec - Jun 2028 Maturity 70:30 Index Fund as on 30th September,2024

Sr. No	Name of Securities	Weightage (%)	Sr. No	Name of Securities	Weightage (%)
1	7.17% Government of India	15.40%	17	8.13% State Government Securities	7.11%
2	7.77% State Government Securities	9.21%	18	8.05% State Government Securities	7.07%
3	8.44% State Government Securities	8.06%	19	8.39% State Government Securities	7.10%
4	6.99% State Government Securities	6.52%	20	8% State Government Securities	7.10%
5	8.6% Government of India	5.96%	21	7.65% State Government Securities	7.04%
6	8.28% State Government Securities	5.08%	22	7.02% State Government Securities	7.07%
7	8.28% Government of India	4.63%	23	8.15% State Government Securities	7.09%
8	8.05% State Government Securities	4.26%	24	8.26% State Government Securities	7.08%
9	7.59% State Government Securities	3.93%	25	8.13% State Government Securities	7.10%
10	8.26% Government of India	3.68%	26	8.2% State Government Securities	7.09%
11	7.76% State Government Securities	3.16%	27	8.2% State Government Securities	7.10%
12	8.16% State Government Securities	2.67%	28	7.98% State Government Securities	7.10%
13	7.7% State Government Securities	2.63%	29	8.28% State Government Securities	7.08%
14	7.64% State Government Securities	2.62%	30	8.28% State Government Securities	7.11%
15	6.89% State Government Securities	2.57%	31	Cash & Other Receivables	2.51%
16	6.79% State Government Securities	2.56%			
Total					100%

Note: The securities mentioned form a part of the portfolio of the scheme and may or may not form a part of the portfolio in future. Please read Scheme Information Document carefully for more details and risk factors.

Key Details as on 30th September,2024

Annualised Portfolio YTM*	6.99%
Residual Maturity**	3.34 Years
Modified Duration	2.86 Years
Macaulay Duration	2.95 Years

*In case of semi annual YTM, it has been annualised

**Since Residual Maturity is at portfolio level, it's a weighted average of residual maturity of all securities in the portfolio

Scheme Performance Nippon India Nifty SDL Plus G-Sec - Jun 2028 Maturity 70:30 Index Fund as on 30th September,2024

NAV as on September 30, 2024: ₹11.5148				
Particulars	CAGR %			
	1 Year	3 Years	5 Years	Since Inception
Nippon India Nifty SDL Plus G-Sec - Jun 2028 Maturity 70:30 Index Fund	8.73	NA	NA	7.91
B:Nifty SDL Plus G-Sec Jun 2028 70:30 Index	9.17	NA	NA	8.42
AB:Crisil 10 Yr Gilt Index	10.31	NA	NA	8.81
Value of ₹10000 Invested				
Nippon India Nifty SDL Plus G-Sec - Jun 2028 Maturity 70:30 Index Fund	10,878	NA	NA	11,515
B:Nifty SDL Plus G-Sec Jun 2028 70:30 Index	10,923	NA	NA	11,616
AB:Crisil 10 Yr Gilt Index	11,037	NA	NA	11,693
Inception Date : Nov 24, 2022				
Fund Manager : Vivek Sharma (Since Nov 2022), Siddharth Deb (Since Nov 2022)				

Performance as on 30th September, 2024

B: Benchmark, AB: Additional Benchmark, TRI: Total Return Index

TRI - Total Returns Index reflects the returns on the index arising from (a) constituent stock price movements and (b) dividend receipts from constituent index

stocks, thereby showing a true picture of returns.

Period for which scheme's performance has been provided is computed basis last day of the month-end preceding the date of advertisement.

Past performance may or may not be sustained in future and the same may not necessarily provide the basis for comparison with other investment. Performance of the schemes (wherever provided) are calculated basis CAGR for the past 1 year, 3 years, 5 years and since inception. IDCWs (if any) are assumed to be reinvested at the prevailing NAV. Performance of the scheme would be Net of Dividend distribution tax, if any. Face value of scheme is Rs.10/- per unit. In case, the start/end date of the concerned period is non-business day (NBD), the NAV of the previous date is considered for computation of returns.

Finance Act 2020 has abolished dividend distribution tax on IDCW declared and paid by Mutual Fund scheme. W.e.f. 01.04.2020 IDCW received from Mutual fund scheme is taxable in the hands of investor and mutual fund scheme is required to withhold tax on IDCW as per applicable rate.

Performance of other open ended schemes managed by the same fund manager as on 30th September,2024

Fund Manager: Mr. Vivek Sharma

Scheme Name/s	CAGR %					
	1 Year Return		3 Years Return		5 Years Return	
	Scheme	Benchmark	Scheme	Benchmark	Scheme	Benchmark
Top 3						
Nippon India Nifty G-Sec Jun 2036 Maturity Index Fund#	11.14	11.34	NA	NA	NA	NA
Nippon India Income Fund#	9.24	9.40	5.72	5.65	6.15	6.98
Nippon India Nifty SDL Plus G-Sec - Jun 2029 Maturity 70:30 Index Fund#	9.05	9.41	NA	NA	NA	NA
Bottom 3						
Nippon India ETF Nifty CPSE Bond Plus SDL Sep 2024 50:50*^	7.15	7.39	5.33	5.44	NA	NA
Nippon India Low Duration Fund#	7.15	7.57	5.74	6.17	5.98	6.07
Nippon India Ultra Short Duration Fund#	7.06	7.62	5.88	6.37	6.26	5.90

Nippon India Nifty G-Sec Jun 2036 Maturity Index Fund & Nippon India Nifty SDL Plus G-Sec - Jun 2029 Maturity 70:30 Index Fund have not completed 3 and 5 years, the performance details of 1 year are provided herein

Nippon India ETF Nifty CPSE Bond Plus SDL Sep 2024 50:50 has not completed 5 years, the performance details of 1 & 3 year are provided herein

Mr. Vivek Sharma has been managing Nippon India Nifty G-Sec Jun 2036 Maturity Index Fund since Dec 2022

Mr. Vivek Sharma has been managing Nippon India Income Fund since Feb 2020

Mr. Vivek Sharma has been managing Nippon India Nifty SDL Plus G-Sec - Jun 2029 Maturity 70:30 Index Fund since Feb 2023

Mr. Vivek Sharma has been managing Nippon India ETF Nifty CPSE Bond Plus SDL Sep 2024 50:50 since Mar 2021

Mr. Vivek Sharma has been managing Nippon India Low Duration Fund since Feb 2020

Mr. Vivek Sharma has been managing Nippon India Ultra Short Duration Fund since Oct 2013

- Vivek Sharma manages 16 open-ended schemes of Nippon India Mutual Fund.
- In case the number of schemes managed by a fund manager is more than six, performance data of other schemes, the top 3 and bottom 3 schemes managed by fund manager has been provided herein on the basis of 1 Year CAGR returns.
- Period for which scheme's performance has been provided is computed basis last day of the month-end preceding the date of advertisement.
- Different plans shall have a different expense structure.

* The Scheme does not offer any Plans/Options. The performance details are provided at Scheme level using IDCW Reinvestment NAV's

The performance details provided herein are of Growth Plan (Regular Plan).

^ Nippon India ETF Nifty CPSE Bond Plus SDL Sep 2024 50:50 has matured on September 30, 2024

Fund Manager: Mr. Siddharth Deb

Scheme Name/s	CAGR %					
	1 Year Return		3 Years Return		5 Years Return	
	Scheme	Benchmark	Scheme	Benchmark	Scheme	Benchmark
Top 3						
Nippon India ETF Hang Seng BeES*	24.60	25.89	1.92	2.75	1.84	2.66
Nippon India Nifty G-Sec Jun 2036 Maturity Index Fund#	11.14	11.34	NA	NA	NA	NA
Nippon India ETF Nifty 8-13 yr G-Sec Long Term Gilt*	10.25	10.39	5.59	5.90	6.14	6.45
Bottom 3						
Nippon India ETF Nifty CPSE Bond Plus SDL Sep 2024 50:50*^	7.15	7.39	5.33	5.44	NA	NA
Nippon India Overnight Fund#	6.70	6.81	5.68	5.81	4.76	4.89
Nippon India ETF Nifty ID Rate Liquid BeES*^	5.90	6.81	4.73	5.81	3.80	4.89

Nippon India Nifty G-Sec Jun 2036 Maturity Index Fund has not completed 3 and 5 years, the performance details of 1 year are provided herein

Nippon India ETF Nifty CPSE Bond Plus SDL Sep 2024 50:50 has not completed 5 years, the performance details of 1 & 3 years are provided herein

Mr. Siddharth Deb has been managing Nippon India ETF Hang Seng BeES since Nov 2016

Mr. Siddharth Deb has been managing Nippon India Nifty G-Sec Jun 2036 Maturity Index Fund since Dec 2022

Mr. Siddharth Deb has been managing Nippon India ETF Nifty 8-13 yr G-Sec Long Term Gilt since Mar 2021

Mr. Siddharth Deb has been managing Nippon India ETF Nifty CPSE Bond Plus SDL Sep 2024 50:50 since Apr 2021

Mr. Siddharth Deb has been managing Nippon India Overnight Fund since Mar 2022

Mr. Siddharth Deb has been managing Nippon India ETF Nifty ID Rate Liquid BeES since Nov 2012

a. Siddharth Deb manages 15 open-ended schemes of Nippon India Mutual Fund.
b. In case the number of schemes managed by a fund manager is more than six, performance data of other schemes, the top 3 and bottom 3 schemes managed by fund manager has been provided herein.
c. Period for which scheme's performance has been provided is computed basis last day of the month-end preceding the date of advertisement.
d. Different plans shall have a different expense structure.

* The Scheme does not offer any Plans/Options. The performance details are provided at Scheme level using IDCW Reinvestment NAV's
The performance details provided herein are of Growth Plan (Regular Plan).
@ The performance details provided herein are of Daily IDCW Re-investment Plan
^ Nippon India ETF Nifty CPSE Bond Plus SDL Sep 2024 50:50 has matured on September 30, 2024


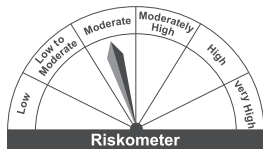
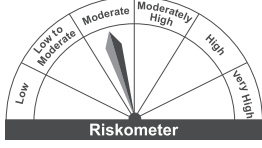
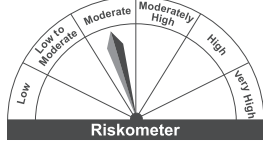
Past performance may or may not be sustained in future and the same may not necessarily provide the basis for comparison with other Investment. IDCWs (if any) are assumed to be reinvested at the prevailing NAV. Performance of the scheme would be Net of Dividend distribution tax, if any. Face value of Nippon India ETF Nifty ID Rate Liquid BeES is 1,000/- per unit. Face value of Nippon India ETF Hang Seng BeES is Re.1/- per unit. Face value of other schemes is Rs.10/- per unit. Face value of Nippon India Overnight Fund is 100 per unit. In case, the start/end date of the concerned period is non-business day (NBD), the NAV of the previous date is considered for computation of returns.

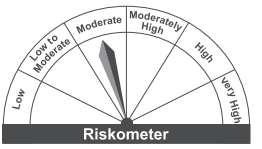
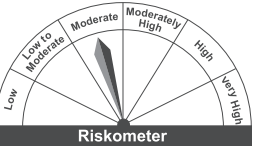
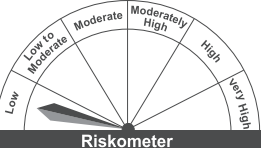
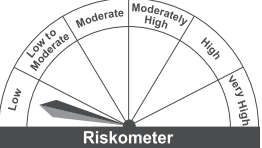
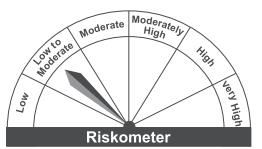
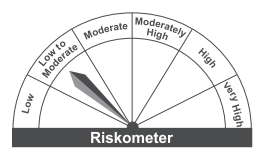
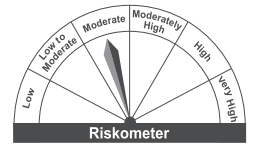
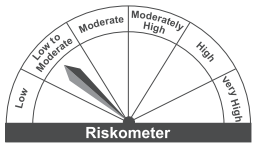
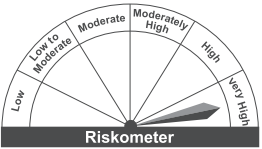
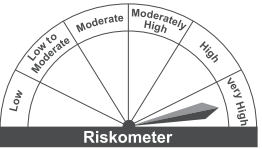
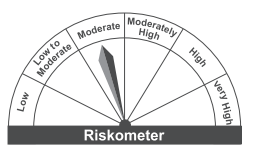
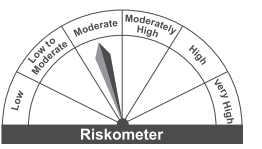
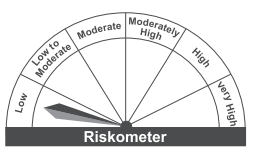
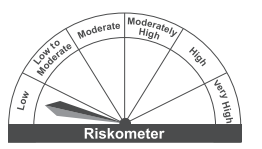
Finance Act 2020 has abolished dividend distribution tax on IDCW declared and paid by Mutual Fund scheme. W.e.f. 01.04.2020 IDCW received from Mutual fund scheme is taxable in the hands of investor and mutual fund scheme is required to withhold tax on IDCW as per applicable rate

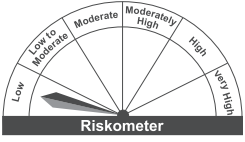
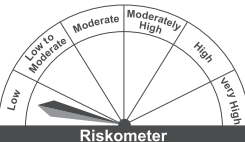
Scheme Features of Nippon India Nifty SDL Plus G-Sec - Jun 2028 Maturity 70:30 Index Fund

Nature of Scheme	An open-ended Target Maturity Index Fund investing in constituents of Nifty SDL Plus G-Sec Jun 2028 70:30 Index. A Relatively High interest rate risk and Relatively Low Credit Risk																		
Benchmark	Nifty SDL Plus G-Sec Jun 2028 70:30 Index																		
Fund Manager	Vivek Sharma & Siddharth Deb																		
Inception Date	November 24, 2022																		
Indicative Asset Allocation	<table border="1"> <thead> <tr> <th rowspan="2">Instruments</th> <th colspan="2">Indicative asset allocation (% of total assets)</th> <th rowspan="2">Risk Profile</th> </tr> <tr> <th>Minimum</th> <th>Maximum</th> </tr> </thead> <tbody> <tr> <td>#State Development Loans (SDLs) representing the SDL portion of Nifty SDL Plus G-Sec Jun 2028 70:30 Index</td> <td rowspan="2">95%</td> <td rowspan="2">100%</td> <td>Low to Moderate</td> </tr> <tr> <td>#Government Securities representing the G-Sec portion of Nifty SDL Plus G-Sec Jun 2028 70:30 Index</td> <td>Low to Moderate</td> </tr> <tr> <td>**Money Market instruments & Cash and Cash Equivalents</td> <td>0%</td> <td>5%</td> <td>Low</td> </tr> </tbody> </table> <p>**Money Market Instruments will include treasury bills and government securities having a residual maturity upto one year and Tri-Party Repos on Government securities or Treasury bills. (For more details please refer Scheme Information Document)</p>	Instruments	Indicative asset allocation (% of total assets)		Risk Profile	Minimum	Maximum	#State Development Loans (SDLs) representing the SDL portion of Nifty SDL Plus G-Sec Jun 2028 70:30 Index	95%	100%	Low to Moderate	#Government Securities representing the G-Sec portion of Nifty SDL Plus G-Sec Jun 2028 70:30 Index	Low to Moderate	**Money Market instruments & Cash and Cash Equivalents	0%	5%	Low		
Instruments	Indicative asset allocation (% of total assets)		Risk Profile																
	Minimum	Maximum																	
#State Development Loans (SDLs) representing the SDL portion of Nifty SDL Plus G-Sec Jun 2028 70:30 Index	95%	100%	Low to Moderate																
#Government Securities representing the G-Sec portion of Nifty SDL Plus G-Sec Jun 2028 70:30 Index			Low to Moderate																
**Money Market instruments & Cash and Cash Equivalents	0%	5%	Low																
Transparency/NAV Disclosure	Nippon India Mutual Fund shall declare the Net asset value of the scheme on every business day on AMFI's website www.amfiindia.com by 11:00 p.m. on the day of declaration of the NAV and also on mf.nipponindiaim.com																		
Load Structure	Exit Load: Nil																		
Minimum Application Amount	Minimum application amount and Minimum additional investment is Rs. 1000 and in multiples of Re. 1 thereafter.																		
Plans	The Scheme offers following Plans under Direct Plan and Regular Plan: a) Growth Plan b) Income Distribution cum Capital Withdrawal Plan																		

Product Label

Scheme Name	This Product is suitable for Investors who are Seeking*	Fund Riskometer	Benchmark Riskometer
Nippon India Nifty G-Sec Jun 2036 Maturity Index Fund (An open-ended Target Maturity Index Fund investing in constituents of Nifty GSec Jun 2036 Index. A Relatively High Interest rate risk and Relatively Low Credit Risk.) Benchmark : Nifty G-Sec Jun 2036 Index	<ul style="list-style-type: none"> Income over long term Investments in Government Securities that seek to track the Nifty G-Sec Jun 2036 Index, subject to tracking errors 	 Riskometer Investors understand that their principal will be at Moderate risk	 Riskometer Benchmark Riskometer is at Moderate risk
Nippon India Income Fund (An open ended medium term debt scheme investing in instruments such that the Macaulay duration of the portfolio is between 4 to 7 years. Relatively High interest rate risk and Relatively Low Credit Risk.) Benchmark : NIFTY Medium to Long Duration Debt Index A-III	<ul style="list-style-type: none"> Income over medium to long term Investment in debt and money market instruments with portfolio Macaulay Duration of 4 - 7 yrs 	 Riskometer Investors understand that their principal will be at Moderate risk	 Riskometer Benchmark Riskometer is at Moderate risk

<p>Nippon India Nifty SDL Plus G-Sec – Jun 2029 Maturity 70:30 Index Fund (An open-ended Target Maturity Index Fund investing in constituents of Nifty SDL Plus G-Sec Jun 2029 70:30 Index. A Relatively High interest rate risk and Relatively Low Credit Risk.)</p> <p>Benchmark: Nifty SDL Plus G-Sec Jun 2029 70:30 Index</p>	<ul style="list-style-type: none"> Income over long term Investments in State Development Loans (SDLs) Government Securities that seek to track Nifty SDL Plus GSec Jun 2029 70:30 Index, subject to tracking errors 	 <p>Riskometer</p> <p>Investors understand that their principal will be at Moderate risk</p>	 <p>Riskometer</p> <p>Benchmark Riskometer is at Moderate risk</p>
<p>Nippon India ETF Nifty CPSE Bond Plus SDL Sep 2024 50:50 (An open-ended Target Maturity Exchange Traded CPSE Bond Plus SDL Fund predominantly investing in constituents of Nifty CPSE Bond Plus SDL Sep 2024 50:50 Index. Moderate interest rate risk and Relatively Low Credit Risk.)</p> <p>Benchmark: Nifty CPSE Bond Plus SDL Sep 2024 50:50 Index</p>	<ul style="list-style-type: none"> Income over long term Investments in CPSE Bonds & State Development Loans (SDL) similar to the composition of Nifty CPSE Bond Plus SDL Sep 2024 50:50 Index, subject to tracking errors 	 <p>Riskometer</p> <p>Investors understand that their principal will be at Low risk</p>	 <p>Riskometer</p> <p>Benchmark Riskometer is at Low risk</p>
<p>Nippon India Low Duration Fund (An open ended low duration debt scheme investing in debt and money market instruments such that the Macaulay duration of the portfolio is between 6 – 12months. Relatively High interest rate risk and moderate Credit Risk.)</p> <p>Benchmark : CRISIL Low Duration Debt A-1 Index</p>	<ul style="list-style-type: none"> Income over short term Investment in debt and money market instruments such that the Macaulay duration of the portfolio is between 6 – 12 months 	 <p>Riskometer</p> <p>Investors understand that their principal will be at Low to Moderate risk</p>	 <p>Riskometer</p> <p>Benchmark Riskometer is at Low to Moderate risk</p>
<p>Nippon India Ultra Short Duration Fund (An open ended ultra-short term debt scheme investing in debt and money market instruments such that the Macaulay duration of the portfolio is between 3 – 6 months. Moderate interest rate risk and moderate Credit Risk.)</p> <p>Benchmark : CRISIL Ultra Short Duration Debt A-1 Index</p>	<ul style="list-style-type: none"> Income over short term Investment in debt and money market instruments such that the Macaulay duration of the portfolio is between 3- 6 months 	 <p>Riskometer</p> <p>Investors understand that their principal will be at Moderate risk</p>	 <p>Riskometer</p> <p>Benchmark Riskometer is at Low to Moderate risk</p>
<p>Nippon India ETF Hang Seng BeES (An open ended index Scheme, investing in overseas Securities listed on the Exchange in the form of an Exchange Traded Fund (ETF) tracking the Hang Seng Index.</p> <p>Benchmark : Hang Seng TRI</p>	<ul style="list-style-type: none"> Long-term capital appreciation Investment in Securities covered by Hang Seng Index 	 <p>Riskometer</p> <p>Investors understand that their principal will be at Very High risk</p>	 <p>Riskometer</p> <p>Benchmark Riskometer is at Very High risk</p>
<p>Nippon India ETF Nifty 8-13 yr G-Sec Long Term Gilt (An Open Ended Index Exchange Traded Fund. Relatively High interest rate risk and Relatively Low Credit Risk.)</p> <p>Benchmark : Nifty 8-13 yr G-Sec Index</p>	<ul style="list-style-type: none"> Income over long term Investments in Gilt Securities replicating the composition of Nifty 8-13 yr G-Sec Index, subject to tracking errors 	 <p>Riskometer</p> <p>Investors understand that their principal will be at Moderate risk</p>	 <p>Riskometer</p> <p>Benchmark Riskometer is at Moderate risk</p>
<p>Nippon India Overnight Fund (An open-ended debt scheme investing in overnight securities. Relatively Low Interest Rate Risk and Relatively Low Credit Risk.)</p> <p>Benchmark: CRISIL Liquid Overnight Index</p>	<ul style="list-style-type: none"> Income over short term Investment in Debt & Money Market Instruments with overnight maturity 	 <p>Riskometer</p> <p>Investors understand that their principal will be at Low risk</p>	 <p>Riskometer</p> <p>Benchmark Riskometer is at Low risk</p>


<p>Nippon India ETF Nifty ID Rate Liquid BeES (An open ended liquid scheme, listed on the Exchange in the form of an ETF, investing in Tri-Party Repo on G-Sec or T-bills / Repo & Reverse Repo with daily Dividend and compulsory Reinvestment of Income Distribution cum capital withdrawal option. Relatively Low Interest Rate Risk and Relatively Low Credit Risk.)</p> <p>Benchmark : Nifty ID Rate Index</p>	<ul style="list-style-type: none"> • Current Income with high degree of liquidity • Investment in Tri-Party Repo on G-Sec or T-bills/Repo & Reverse Repo predominantly & Money Market Instruments. 	 <p>Riskometer Investors understand that their principal will be at Low risk</p>	 <p>Riskometer Benchmark Riskometer is at Low risk</p>
<p>*Investors should consult their financial advisors if in doubt about whether the product is suitable for them.</p>			

Risk Factors: Mutual Funds and securities investments are subject to market risks such as trading volumes, settlement risk, liquidity risk and default risk including the possible loss of principal and there is no assurance or guarantee that the objectives of the Scheme will be achieved. As the price / value / interest rates of the securities in which the scheme invests fluctuates, the value of your investment in the scheme may go up or down. Past performance of the Sponsor/AMC/Mutual Fund does not guarantee future performance of the scheme. The present scheme is not a guaranteed or assured return scheme. For more details, refer Scheme Information Document (SID).

Disclaimers:

- The information herein is meant only for general reading purposes and the views being expressed only constitute opinions and therefore cannot be considered as guidelines, recommendations or as a professional guide for the readers. Some of the statements & assertions contained in these materials may reflect NAM India's views or opinions, which in turn may have been formed on the basis of such data or information..

- Before making any investments, the readers are advised to seek independent professional advice, verify the contents in order to arrive at an informed investment decision. None of the Sponsor, the Investment Manager, the Trustee, their respective directors, employees, associates or representatives shall be liable in any way for any direct, indirect, special, incidental, consequential, punitive or exemplary damages, including on account of lost profits arising from the information contained in this material.



Mutual Fund investments are subject to market risks, read all scheme related documents carefully.