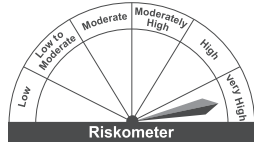
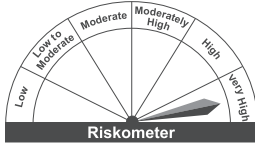


Nippon India Nifty Smallcap 250 Index Fund

(An open ended scheme replicating/tracking Nifty Smallcap 250 Index)

Product label

<p>This product is suitable for investors who are seeking*:</p> <ul style="list-style-type: none"> Long term capital growth Investment in equity and equity related securities and portfolios replicating the composition of the Nifty Smallcap 250 Index, subject to tracking errors. <p>*Investors should consult their financial advisors if in doubt about whether the product is suitable for them.</p>	<p>Nippon India Nifty Smallcap 250 Index Fund</p>  <p>Riskometer Investors understand that their principal will be at Very High risk</p>	<p>Nifty Smallcap 250 TRI</p>  <p>Riskometer Benchmark Riskometer is at Very High risk</p>

Contents

Why Index Fund?	Page 2
Strategies used through Index Funds	Page 2
Nippon India Nifty Smallcap 250 Index Fund - Investment Objective	Page 2
Current Valuations	Page 2
About the Nifty Smallcap 250 Index	Page 2
Constituents of Nippon India Nifty Smallcap 250 Index Fund	Page 3
Scheme Performance of Nippon India Nifty Smallcap 250 Index Fund	Page 3
Performance of other open ended schemes managed by the same fund manager	Page 4
Scheme Features Nippon India Nifty Smallcap 250 Index Fund	Page 4
Product Label	Page 5
Disclaimers	Page 5

Nippon Life India Asset Management Limited (NAM India) is one of the largest asset managers with more than 28 years of experience in managing wealth of investors with a robust distribution network in India.

Why Index Fund?

- ▶ **Less of Ambiguity:** The Index funds investment strategy & stock selection is clearly defined, holding stocks as per the underlying Index in the same weightages (subject to expense ratio & tracking error).
- ▶ **Diversification** – Buying a single unit offers diversification benefit in the entire index companies.
- ▶ **Low Cost** – Generally less expensive than investing in multiple individual securities/active equity fund. (Low cost with respect to Total Expense Ratio)

Strategies used through Index based Equity Index Funds

- ▶ **Liquidity Management** – Index funds can be used for a given percentage of each asset class to provide a liquidity buffer across the asset allocation.
- ▶ **Portfolio Completion** – Index funds allow investors to gain exposure to an asset class that is under-represented in the asset allocation.
- ▶ **Cash Equitization** – Index funds assist in remaining fully invested into equity as per the allocation model, while maintaining liquidity, thus minimizing the cash drag effect on the portfolio.
- ▶ **Portfolio Transitions** – Since index funds are passive funds, they may help maintain market exposure while there are changes in sector/stock allocations in a portfolio, hence avoids the risk of missing any market movement.

Nippon India Nifty Smallcap 250 Index Fund

Investment Objective : Nippon India Nifty Smallcap 250 Index Fund

The investment objective of the scheme is to provide investment returns closely corresponding to the total returns of the securities as represented by the Nifty Smallcap 250 Index before expenses, subject to tracking errors. However, there can be no assurance or guarantee that the investment objective of the Scheme will be achieved.

Why Invest in Nippon India Nifty Smallcap 250 Index Fund

- **Segment Exposure** – Provides exposure to smallcap segment of market, as the fund will invest in well diversified Nifty Smallcap 250 index constituents spread across key industries.
- **Reduce Risk** – Elimination of non-systematic risks like stock picking and portfolio manager selection, via investing in the entire 250 smallcap stock basket.
- **Size Migration** – Aim to participate in the growth story of many of the smallcap stocks having potential of becoming midcaps.
- **Opportunity** – Will allow non demat account holders to seek exposure to smallcap segment of the market via investing in Nippon India Nifty Smallcap 250 Index Fund.
- **SIP investments** – Investors can avail the benefit of Systematic Investment Plan (SIP).

Current Valuations

Date	Index Level	Price Earning (P/E)	Price to Book (P/B)	Dividend Yield (%)
30th September, 2024 (At Present)	18410.7	33.49	4.32	0.83

Source: www.nseindia.com

About NIFTY Smallcap 250 Index

Overview

NIFTY Smallcap 250 represents the balance 250 NIFTY companies (companies ranked 251-500) from NIFTY 500. This index intends to measure the performance of small market capitalisation companies

NIFTY Smallcap 250 Index is computed using free float market capitalization method, wherein the level of the index reflects the total free float market value of all the stocks in the index relative to particular base market capitalization value.

NIFTY Smallcap 250 can be used for a variety of purposes such as benchmarking fund portfolios, launching of index funds, ETFs and structured products.

Eligibility Criteria for Selection of Constituent Stocks

- To be considered for inclusion in NIFTY Smallcap 250 index, companies must form part of NIFTY 500, but should not be forming part of NIFTY 100 and NIFTY Midcap 150.
- Eligibility criteria for newly listed security is checked based on the data for a one-month period instead of a six-month period.

Index Re-balancing:

Index is re-balanced on semi-annual basis. The cut-off date is January 31 and July 31 of each year, i.e. For semi-annual review of indices, average data for six months ending the cut-off date is considered.

Source: NSE Indices Ltd.

Note: The performance of the scheme shall be benchmarked to the Total Return (TRI) variant of the Index chosen as a benchmark.

Constituents of Nippon India Nifty Smallcap 250 Index Fund as on 30th September,2024

Sr. No	Stock Name	Weightage (%)	Sr. No	Stock Name	Weightage (%)
1	Multi Commodity Exchange of India Limited	1.44%	27	Kalpataru Projects International Limited	0.72%
2	Crompton Greaves Consumer Electricals Limited	1.34%	28	Whirlpool of India Limited	0.71%
3	Blue Star Limited	1.34%	29	Piramal Pharma Limited	0.71%
4	Central Depository Services (India) Limited	1.28%	30	Krishna Institute Of Medical Sciences Limited	0.68%
5	Glenmark Pharmaceuticals Limited	1.26%	31	JB Chemicals & Pharmaceuticals Limited	0.67%
6	Computer Age Management Services Limited	1.05%	32	HFCL Limited	0.67%
7	Cholamandalam Financial Holdings Limited	1.00%	33	Piramal Enterprises Limited	0.66%
8	Brigade Enterprises Limited	0.98%	34	Natco Pharma Limited	0.64%
9	National Aluminium Company Limited	0.94%	35	Zee Entertainment Enterprises Limited	0.64%
10	Laurus Labs Limited	0.91%	36	CESC Limited	0.64%
11	Amara Raja Energy & Mobility Ltd	0.87%	37	KEC International Limited	0.63%
12	Karur Vysya Bank Limited	0.84%	38	NBCC (India) Limited	0.62%
13	Apar Industries Limited	0.81%	39	Sonata Software Limited	0.61%
14	Radico Khaitan Limited	0.80%	40	Atul Limited	0.61%
15	Cyient Limited	0.79%	41	Gujarat State Petronet Limited	0.61%
16	Himadri Speciality Chemical Limited	0.79%	42	Kajaria Ceramics Limited	0.61%
17	Indian Energy Exchange Limited	0.77%	43	Dr. Lal Path Labs Limited	0.61%
18	Inox Wind Limited	0.77%	44	RBL Bank Limited	0.61%
19	IDFC Limited	0.76%	45	Navin Fluorine International Limited	0.60%
20	Century Textiles & Industries Limited	0.75%	46	The Great Eastern Shipping Company Limited	0.60%
21	Suven Pharmaceuticals Limited	0.74%	47	Castrol India Limited	0.59%
22	Angel One Limited	0.74%	48	City Union Bank Limited	0.59%
23	NCC Limited	0.74%	49	PVR INOX Limited	0.59%
24	Kaynes Technology India Limited	0.73%	50	Aarti Industries Limited	0.59%
25	Elgi Equipments Limited	0.73%	51	Other Securities	60.89%
26	360 One WAM Limited	0.72%	52	Cash & Other Receivables	0.01%
Total					100.00%

Note: The stocks mentioned form a part of the portfolio of the scheme and may or may not form a part of the portfolio in future. Please read Scheme Information Document carefully for more details and risk factors.

Scheme Performance of Nippon India Nifty Smallcap 250 Index Fund as on 30th September,2024

NAV as on September 30, 2024: ₹35.6344

Particulars	CAGR %			
	1 Year	3 Years	5 Years	Since Inception
Nippon India Nifty Smallcap 250 Index Fund	48.94	24.38	NA	37.85
B:Nifty Smallcap 250 TRI	51.15	26.25	NA	40.22
AB:Nifty 50 TRI	32.80	14.92	NA	23.43
Value of ₹10000 Invested				
Nippon India Nifty Smallcap 250 Index Fund	14,927	19,255	NA	35,634
B:Nifty Smallcap 250 TRI	15,149	20,134	NA	38,129
AB:Nifty 50 TRI	13,300	15,184	NA	23,013
Inception Date : Oct 16, 2020				
Fund Manager : Himanshu Mange (Since Dec, 2023)				

As the Scheme has not completed 5 years, the performance details of 1 year, 3 years & Since inception are provided herein

Performance as on 30th September, 2024

B: Benchmark, AB: Additional Benchmark, TRI: Total Return Index

TRI - Total Returns Index reflects the returns on the index arising from (a) constituent stock price movements and (b) dividend receipts from constituent index

stocks, thereby showing a true picture of returns.

Period for which scheme's performance has been provided is computed basis last day of the month-end preceding the date of advertisement.

The performance details provided herein are of Growth Plan (Regular Plan).

Past performance may or may not be sustained in future and the same may not necessarily provide the basis for comparison with other investment. Performance of the schemes (wherever provided) are calculated basis CAGR for the past 1 year, 3 years, 5 years and since inception. IDCWs (if any) are assumed to be reinvested at the prevailing NAV. Performance of the scheme would be Net of Dividend distribution tax, if any. Face value of scheme is Rs.10/- per unit. In case, the start/end date of the concerned period is non-business day (NBD), the NAV of the previous date is considered for computation of returns.

Finance Act 2020 has abolished dividend distribution tax on IDCW declared and paid by Mutual Fund scheme. W.e.f. 01.04.2020 IDCW received from Mutual fund scheme is taxable in the hands of investor and mutual fund scheme is required to withhold tax on IDCW as per applicable rate.

Performance of other open ended schemes managed by the same fund manager as on 30th September,2024

Scheme Name/s	CAGR %					
	1 Year Return		3 Years Return		5 Years Return	
	Scheme	Benchmark	Scheme	Benchmark	Scheme	Benchmark
TOP 3						
CPSE ETF*	89.14	89.54	49.19	49.71	33.54	34.05
Nippon India ETF Nifty Next 50 Junior BeES*	71.36	71.83	22.79	23.07	23.54	23.85
Nippon India Nifty Next 50 Junior BeES FoF#	70.47	71.83	22.32	23.07	22.99	23.85
Bottom 3						
Nippon India Gold Savings Fund#	28.30	30.12	16.51	17.89	13.61	14.49
Nippon India Silver ETF Fund of Fund#	23.87	25.16	NA	NA	NA	NA
Nippon India ETF Nifty Bank BeES*	19.51	19.77	12.99	13.22	12.84	13.37

Nippon India Silver ETF Fund of Fund has not completed 3 & 5 years, the performance details of 1 years are provided herein.

Mr. Himanshu Mange has been managing CPSE ETF since Dec 2023

Mr. Himanshu Mange has been managing Nippon India ETF Nifty Next 50 Junior BeES since Dec 2023

Mr. Himanshu Mange has been managing Nippon India Nifty Next 50 Junior BeES FoF since Dec 2023

Mr. Himanshu Mange has been managing Nippon India Gold Savings Fund since Dec 2023

Mr. Himanshu Mange has been managing Nippon India Silver ETF Fund of Fund since Dec 2023

Mr. Himanshu Mange has been managing Nippon India ETF Nifty Bank BeES since Dec 2023

Note:

- Mr. Himanshu Mange manages 28 open-ended schemes of Nippon India Mutual Fund .
- In case the number of schemes managed by a fund manager is more than six, in the performance data of other schemes, the top 3 and bottom 3 schemes managed by fund manager has been provided herein are on the basis of 1 Year CAGR returns
- Period for which scheme's performance has been provided is computed basis last day of the month-end preceding the date of advertisement
- Different schemes shall have a different expense structure.

#The performance details provided herein are of Growth Plan (Regular Plan).

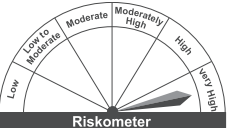
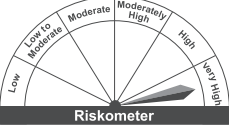
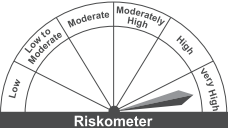

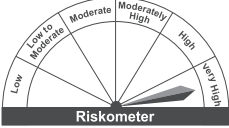

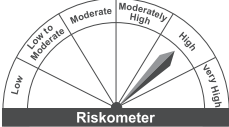



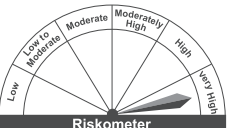
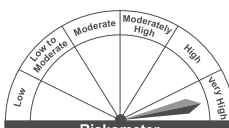
*The Scheme does not offer any Plans/Options. The performance details are provided at Scheme level using IDCW Reinvestment NAV's.

Past performance may or may not be sustained in future and the same may not necessarily provide the basis for comparison with other Investment. IDCWs (if any) are assumed to be reinvested at the prevailing NAV. Performance of the scheme would be Net of Dividend distribution tax, if any. Face value of Nippon India ETF Nifty Bank BeES is Re.1/- per unit. Face Value of other schemes is Rs.10/- per unit. Face value of Nippon India ETF Nifty Next 50 Junior BeES is 1.25 per unit. In case, the start/end date of the concerned period is non-business day (NBD), the NAV of the previous date is considered for computation of returns.

Finance Act 2020 has abolished dividend distribution tax on IDCW declared and paid by mutual Fund scheme. W.e.f. 01.04.2020 IDCW received from Mutual fund scheme is taxable in the hands of investor and mutual fund scheme is required to withhold tax on IDCW as per applicable rate

Nature of Scheme	An open ended scheme replicating/tracking Nifty Smallcap 250 Index
Benchmark	Nifty Smallcap 250 TRI
Fund Manager	Himanshu Mange (Since Dec, 2023)
Inception Date	October 16, 2020
Indicative Asset Allocation	Securities constituting Nifty Smallcap 250 Index : 95%-100%, Money Market Instruments, including Tri - Party Repo on G-Secs or T-Bills, or schemes which invest predominantly in the money market securities or Liquid Schemes* 0%-5% *The Fund Manager may invest in Liquid Schemes of Nippon India Mutual Fund. However, the Fund Manager may invest in any other scheme of mutual fund registered with SEBI, which invest predominantly in the money market securities. Please refer Scheme Information Document for more details
Transparency/NAV Disclosure	Nippon India Mutual Fund shall declare the Net asset value of the scheme on every business day on AMFI's website www.amfiindia.com by 11:00 p.m. on the day of declaration of the NAV and also on mf.nipponindiaim.com
Load Structure	Exit Load: Nil
Minimum Application Amount	Minimum application amount and Minimum additional investment is Rs. 100 and in multiples of Re.1 thereafter.
Options	Growth Option and Income Distribution cum Capital Withdrawal Option

Product Label

Scheme Name	This Product is suitable for Investors who are Seeking*	Fund Riskometer	Benchmark Riskometer
CPSE ETF (An Open-ended Index Exchange Traded Fund) Benchmark : Nifty CPSE TRI	<ul style="list-style-type: none"> Long-term capital appreciation Investment in Securities covered by the Nifty CPSE Index. 	 Riskometer Investors understand that their principal will be at Very High risk	 Riskometer Benchmark Riskometer is at Very High risk
Nippon India ETF Nifty Next 50 Junior BeES (An Open-ended Index Exchange Traded Fund) Benchmark : Nifty Next 50 TRI	<ul style="list-style-type: none"> Long-term capital appreciation Investment in Securities covered by Nifty Next 50 Index 	 Riskometer Investors understand that their principal will be at Very High risk	 Riskometer Benchmark Riskometer is at Very High risk
Nippon India Nifty Next 50 Junior BeES FoF (An Open Ended fund of funds scheme investing in Nippon India ETF Nifty Next 50 Junior BeES.) Benchmark : Nifty Next 50 TRI	<ul style="list-style-type: none"> Long-term capital appreciation Returns that will commensurate with the performance of Nippon India ETF Nifty Next 50 Junior BeES. 	 Riskometer Investors understand that their principal will be at Very High risk	 Riskometer Benchmark Riskometer is at Very High risk
Nippon India Gold Savings Fund (An open ended Fund of Fund Scheme) Benchmark : Domestic Price of Gold	<ul style="list-style-type: none"> Long term capital growth Returns that are commensurate with the performance of Nippon India ETF Gold BeES through investment in securities of Nippon India ETF Gold BeES 	 Riskometer Investors understand that their principal will be at High risk	 Riskometer Benchmark Riskometer is at High risk
Nippon India Silver ETF Fund of Fund (An Open Ended Fund of Fund scheme investing in units of Nippon India Silver ETF.) Benchmark : Domestic Price of Silver (based on LBMA Silver daily spot fixing price)	<ul style="list-style-type: none"> Long term capital growth Returns that are commensurate with the performance of Nippon India Silver ETF through investment in units of Nippon India Silver ETF 	 Riskometer Investors understand that their principal will be at Very High risk	 Riskometer Benchmark Riskometer is at Very High risk
Nippon India ETF Nifty Bank BeES (An Open Ended Index Exchange Traded Scheme.) Benchmark : Nifty Bank TRI	<ul style="list-style-type: none"> Long-term capital appreciation Investment in Securities covered by Nifty Bank Index 	 Riskometer Investors understand that their principal will be at Very High risk	 Riskometer Benchmark Riskometer is at Very High risk

*Investors should consult their financial advisors if in doubt about whether the product is suitable for them.

Risk factors: The scheme invests in equity instrument and hence carries risk inherent in equities. Trading volumes, settlement periods and transfer procedures may restrict the liquidity of the investments. Investment in Money Market is subject to liquidity, credit, interest rate & reinvestment risk. For further Scheme specific risk factors, please refer the scheme information document.

Disclaimers

The views expressed herein constitute only the opinions and do not constitute any guidelines or recommendation on any course of action to be followed by the reader. This information is meant for general reading purposes only and is not meant to serve as a professional guide for the readers. Certain factual and statistical (both historical and projected) industry and market data and other information was obtained by NAM India from independent, third-party sources that it deems to be reliable, some of which have been cited above. However, NAM India has not independently verified any of such data or other information, or the reasonableness of the assumptions upon which such data and other information was based, and there can be no assurance as to the accuracy of such data and other information. Further, many of the statements and assertions contained in these materials reflect the belief of NAM India, which belief may be based in whole or in part on such data and other information.

The Sponsor, the Investment Manager, the Trustee or any of their respective directors, employees, associates or representatives do not assume any responsibility for, or warrant the accuracy, completeness, adequacy and reliability of such information. Whilst no action has been solicited based upon the information provided herein, due care has been taken to ensure that the facts are accurate and opinions given are fair and reasonable. This information is not intended to be an offer or solicitation for the purchase or sale of any financial product or instrument. Recipients of this information should rely on information/data arising out of their own investigations. Readers are advised to seek independent professional advice, verify the contents and arrive at an informed investment decision before making any investments.

None of the Sponsor, the Investment Manager, the Trustee, their respective directors, employees, associates or representatives shall be liable for any direct, indirect, special, incidental, consequential, punitive or exemplary damages, including lost profits arising in any way from the information contained in this material. The Sponsor, the Investment Manager, the Trustee, any of their respective directors, employees including the fund managers, associates, representatives including persons involved in the preparation or issuance of this material may from time to time, have long or short positions in, and buy or sell the securities thereof, of company(ies) / specific economic sectors mentioned herein.



Mutual Fund investments are subject to market risks, read all scheme related documents carefully.