

# Nippon India Short Term Fund

(An open ended short term debt scheme investing in instruments such that the Macaulay duration of the portfolio is between 1 to 3 years. Relatively High interest rate risk and moderate Credit Risk)

**Investment Horizon: 1 – 3 years**

Contact your Mutual Fund Distributor | Call 1860 266 0111#, 91-22-6925 9696# (For investors outside India) | Visit [mf.nipponindiaim.com](http://mf.nipponindiaim.com)

#Charges applicable.

## Product label

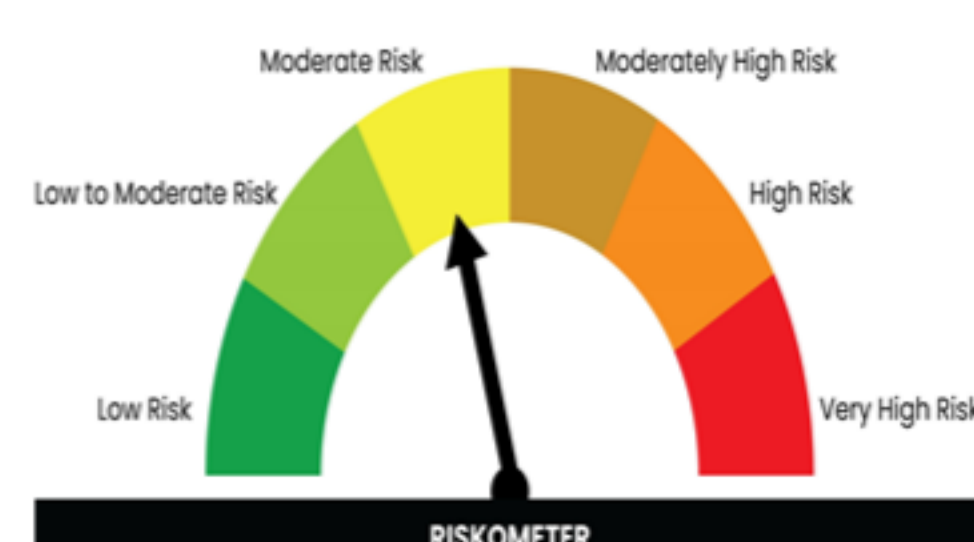
## Potential Risk Class

**This product is suitable for investors who are seeking\***

- Income over short term
- Investment in debt & money market instruments with portfolio Macaulay Duration between 1- 3 years

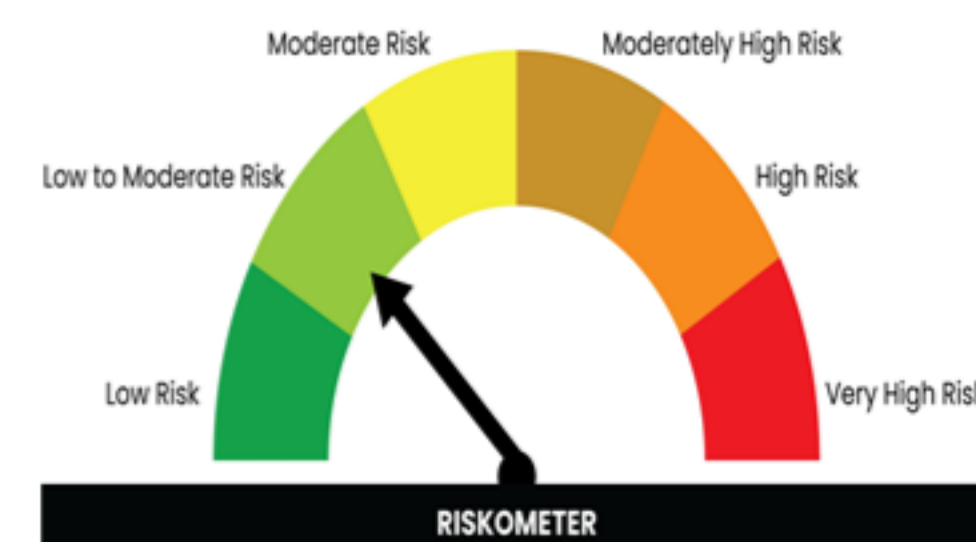
\*Investors should consult their financial advisors if in doubt about whether the product is suitable for them.

### Nippon India Short Term Fund



Investors understand that their principal will be at Moderate risk

### CRISIL Short Duration Debt A-II Index



Benchmark Riskometer is at Low to Moderate risk

Credit Risk →	Relatively Low (Class A)	Moderate (Class B)	Relatively High (Class C)
Interest Rate Risk ↓			
Relatively Low (Class I)			
Moderate (Class II)			
Relatively High (Class III)		B-III	

## About Nippon India Short Term Fund

The primary investment objective of the scheme is to generate stable returns for investors with a short term investment horizon by investing in Debt & Money Market Instruments.

## Current Investment Strategy

- ❖ The fund Investments would predominantly be into corporate bonds, G-Secs and money market instruments predominantly into 1 - 5 years duration bucket
- ❖ Strategy is to enhance returns through asset allocation and shape of the yield curve
- ❖ Better credit quality assets (75-85% AAA); 70-100% in upto 3 years assets and 0-30% in 3 to 5 years assets, 15-20% tactical allocation to G-Secs/SDLs based on absolute yield and spread views
- ❖ The fund would run moderate duration strategy, which would be maintained in the range of 1.25 years to 2.95 years

**Note:** Above mentioned current investment strategy is based on the prevailing market conditions and is subject to change within the limits of the SID basis the fund manager's view.

## Who should invest?

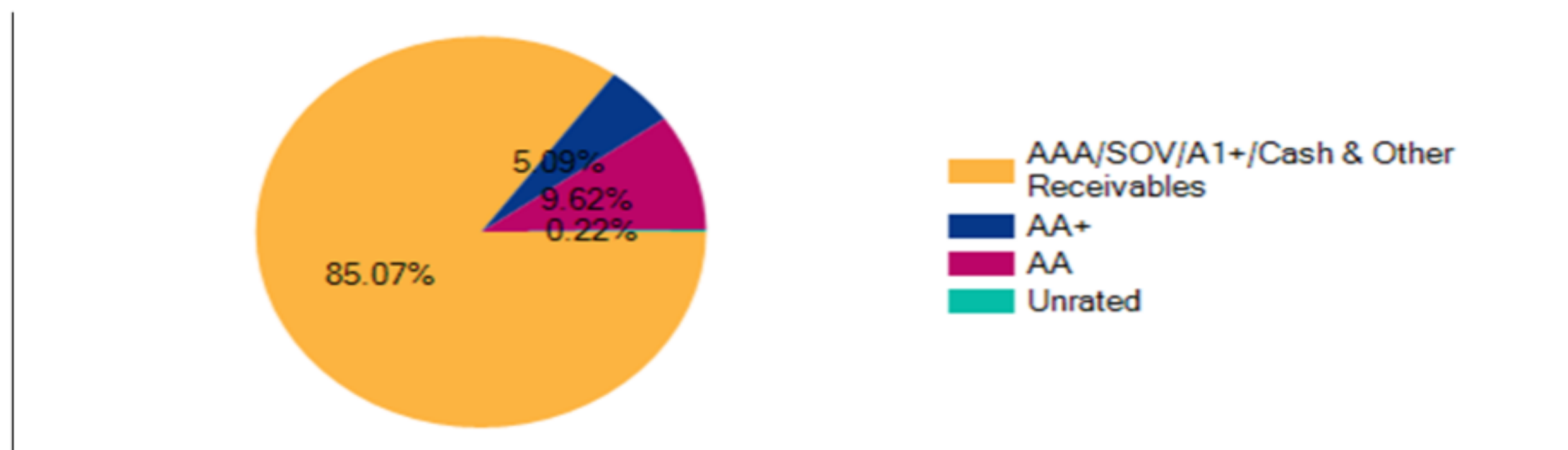
- ❖ Investors seeking accrual return with the potential for moderate capital gains along with downward curve shift and steepness would aid relatively better returns
- ❖ Investors seeking protection in rising yields scenario due to roll down benefit and high absolute yields
- ❖ Ideal for Investors with moderate appetite for volatility and investment horizon of around 1 - 3 years

<b>Inception Date</b>	December 18, 2002
<b>Fund Manager#</b>	Sushil Budhia, Vivek Sharma
<b>Minimum Application Amount</b>	Rs. 5,000 & in multiples of Re.1 thereafter
<b>Benchmark</b>	CRISIL Short Duration Debt A-II Index
<b>Month end AUM as on December 31, 2024</b>	Rs. 7,468.92 Crs
<b>Plans &amp; Options</b>	i) Growth Plan/Direct Plan - Growth Plan: Growth Option ii) a) IDCW Plan/ Direct Plan - IDCW Plan - IDCW Option b) IDCW Plan/ Direct Plan - IDCW Plan with the frequency of Monthly, Quarterly) Both the above mentioned IDCW plan/ Direct Plan - IDCW Plan offers Payout of IDCW and Reinvestment of IDCW facility.
<b>Exit Load**</b> (** If charged, the same shall be credited to the scheme immediately net of goods & service tax, if any)	Nil

**#Kinjal Desai** : Dedicated Fund Manager for Overseas Investments

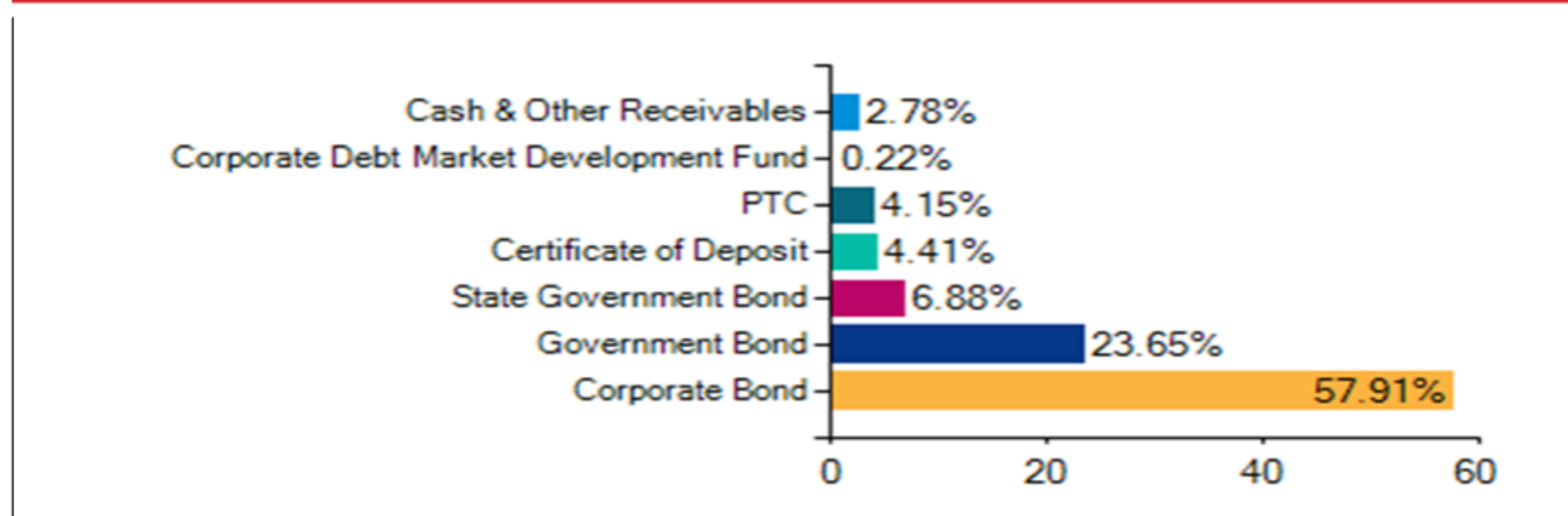
**Note-** IDCW: Income Distribution cum capital withdrawal Options/Plans.

## Rating Profile as on December 31, 2024



The emphasis of the fund is to invest predominantly into high rated AAA and equivalent securities which aims to generate a healthy risk return ratio.

## Asset Allocation as on December 31, 2024



## Scheme Attributes as on December 31, 2024

<b>Weighted Average YTM*</b>	7.71%
<b>Weighted Average Maturity</b>	3.65 Years
<b>Modified Duration</b>	2.86 Years

\*In case of semi annual YTM, it has been annualised

## Portfolio as on December 31, 2024

Company/Issuer	Rating	% of Assets
<b>Certificate of Deposit</b>		<b>4.41%</b>
Canara Bank	CRISIL A1+	2.2%
HDFC Bank Limited	CARE A1+	1.58%
The Federal Bank Limited	CRISIL A1+	0.63%
<b>Corporate Bond</b>		<b>57.91%</b>
National Bank For Agriculture and Rural Development	CRISIL AAA/ICRA AAA	7.32%
REC Limited	CRISIL AAA/ICRA AAA	6.84%
Small Industries Dev Bank of India	CRISIL AAA/ICRA AAA	6.65%
Power Finance Corporation Limited	CRISIL AAA	5.9%
Telangana State Industrial Infrastructure Corporation Limited	FITCH AA(CE)	3.25%
Summit Digital Infrastructure Limited (BROOKFIELD GROUP)	CRISIL AAA	3.23%
Muthoot Finance Limited	CRISIL AA+	2.7%
Renew Solar Energy (Jharkhand Five) Private Ltd	CARE AA	2.61%
Cholamandalam Investment and Finance Company Ltd	ICRA AA+	2.03%
LIC Housing Finance Limited	CRISIL AAA	2.01%
Nexus Select Trust - REIT	CRISIL AAA	1.61%
Aditya Birla Real Estate Limited	CRISIL AA	1.54%
Titan Company Limited	CRISIL AAA	1.34%
Samvardhana Motherson International Limited	FITCH AAA	1.27%
360 One Prime Limited	CRISIL AA	1.14%
Bajaj Housing Finance Limited	CRISIL AAA	1.02%
Shriram Housing Finance Limited	CRISIL AA	1.01%
HDB Financial Services Limited	CRISIL AAA	0.87%
Tata Capital Limited	CRISIL AAA	0.69%
India Infradebt Limited (India Infradebt Limited)	CRISIL AAA	0.68%
Mindspace Business Parks REIT (K RAHEJA CORP GROUP)	CRISIL AAA	0.68%
National Housing Bank	CRISIL AAA	0.67%
Tata Communications Limited	CARE AAA	0.67%
L&T Metro Rail (Hyderabad) Limited (Guarantee by L&T Ltd.)	CRISIL AAA(CE)	0.66%
HDFC Bank Limited	CRISIL AAA	0.42%
The Federal Bank Limited BASEL III	CARE AA+	0.37%
Tata Capital Housing Finance Limited	CRISIL AAA	0.34%
NTPC Limited	CRISIL AAA	0.16%
Mahindra & Mahindra Financial Services Limited	CARE AAA/CRISIL AAA	0.11%
Kotak Mahindra Prime Limited	CRISIL AAA	0.07%
Nirma Limited	CRISIL AA	0.07%
<b>Government Bond</b>		<b>23.65%</b>
Government of India	SOV	23.65%

State Government Securities	SOV	6.88%
<b>PTC</b>		<b>4.15%</b>
India Universal Trust	FITCH AAA(SO)/CRISI L AAA(SO)	3.02%
Dhruva XXIII	ICRA AAA(SO)	0.79%
Sansar Trust (PTC of pools from Shriram Transport Finance Corporation)	ICRA AAA(SO)	0.24%
First Business Receivables Trust (Mukesh Ambani Group (PTC backed by receivables from Reliance group entities))	CRISIL AAA(SO)	0.11%
<b>Corporate Debt Market Development Fund</b>		<b>0.22%</b>
<b>Corporate Debt Market Development Fund Class A2</b>		<b>0.22%</b>
<b>Cash &amp; Other Receivables</b>		<b>2.78%</b>
<b>Grand Total</b>		<b>100%</b>

**Risk factors:** Trading volumes and settlement periods may restrict liquidity in equity and debt investments. Investment in Debt is subject to price, credit, and interest rate risk. The NAV of the Scheme may be affected, inter alia, by changes in the market conditions, interest rates, trading volumes, settlement periods and transfer procedures. The NAV may also be subjected to risk associated with investment in derivatives, foreign securities or script lending as may be permissible by the Scheme Information Document.

**Disclaimers:** The information herein above is meant only for general reading purposes and the views being expressed only constitute opinions and therefore cannot be considered as guidelines, recommendations or as a professional guide for the readers. Before making any investments, the readers are advised to seek independent professional advice, verify the contents in order to arrive at an informed investment decision. None of the Sponsor, the Investment Manager, the Trustee, their respective directors, employees, associates or representatives shall be liable in any way for any direct, indirect, special, incidental, consequential, punitive or exemplary damages, including on account of lost profits arising from the information contained in this material.



**Mutual Fund Investments are subject to market risks, read all scheme related documents carefully.**