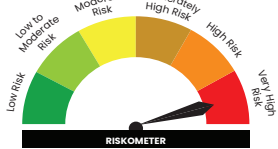
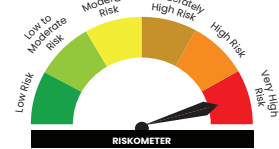


Nippon India Silver ETF

(An open ended scheme, listed on the Exchange in the form of an Exchange Traded Fund (ETF) investing in physical silver and / or Exchange Traded Commodity Derivatives (ETCD) in Silver)

Product label		
<p>This product is suitable for investors who are seeking*:</p> <ul style="list-style-type: none"> Portfolio diversification through asset allocation Investment in physical silver <p>*Investors should consult their financial advisors if in doubt about whether the product is suitable for them.</p>	<p>Scheme Riskometer</p> <p>Nippon India Silver ETF</p>  <p>The risk of the scheme is Very High</p>	<p>Benchmark Riskometer</p> <p>Domestic price of Silver</p>  <p>The risk of the benchmark is Very High</p>

Index	
Nippon India Silver ETF - Investment Objective	Page 2
Investment Philosophy	Page 2
Benefits of Nippon India Silver ETF	Page 2
Portfolio of Nippon India Silver ETF	Page 2
Scheme Performance of Nippon India Silver ETF	Page 3
Performance Of Other Open Ended Schemes Managed By The Same Fund Managers	Page 3
Scheme Features of Nippon India Silver ETF	Page 4
How to invest	Page 4
Product Label	Page 4
Risk Factors & Disclaimers	Page 4

Nippon Life India Asset Management Limited (NAM India) is one of the largest asset managers with more than 28 years of experience in managing wealth of investors with a robust distribution network in India.

To cater to the increasing demand for passive management, we offer a variety of Exchange Traded Funds (ETFs) under "Nippon India ETFs". Currently, we offer eighteen equity ETFs – benchmarked against Nifty Bank TRI, Nifty 100 TRI, Nifty 50 TRI, Nifty Midcap 150 TRI, Nifty India Consumption TRI, Nifty Dividend Opportunities 50 TRI, Nifty 50 Value 20 TRI, Nifty Next 50 TRI, Nifty Infrastructure TRI, Nifty50 Shariah TRI, Nifty PSU bank TRI, Nifty CPSE TRI, Nifty IT TRI, Nifty Pharma TRI, Hang Seng TRI, BSE Sensex TRI, BSE Sensex Next 50 TRI & Nifty Auto TRI; four debt ETFs – benchmarked against Nifty 8-13 yr G- Sec Index, Nifty SDL Apr 2026 Top 20 Equal Weight Index, Nifty 5 Yr Benchmark G-Sec Index & Liquid ETF in money market space and two commodity ETFs – based on domestic prices of Gold and Silver.

Investment Objective

The investment objective of the scheme is to generate returns that are in line with the performance of physical silver in domestic prices, before expenses, subject to tracking errors. However, there can be no assurance or guarantee that the investment objective of the Scheme will be achieved.

Investment Philosophy

Nippon India Silver ETF is a passively managed exchange traded fund which endeavors to track and provide similar returns to its benchmark - domestic price of silver by investing in physical silver, silver related instruments, money market instruments and cash & cash equivalents.

- Open-ended exchange traded fund – entry & exit through the stock exchange (NSE).
- Invests exclusively in physical silver which shall be of fineness (or purity) of 999 parts per 1000 (99.9 %)
- Portfolio focused on providing returns that closely correspond to the returns provided by physical silver

Benefits of Investing in Nippon India Silver ETF

- **Metal Purity** : The scheme will invest in physical silver bars having 99.9% silver purity.
- **Hassle Free Investment** : Investors need not worry about fear of theft as well as storage issues and insurance costs, as physical silver will be stored with SEBI registered custodian.
- **Smaller Denomination Investments** : Investors can buy a unit of Silver ETF on exchange which will be approx. equal to 1 gram of silver.
- **No lock-in** : Buying and selling of units on stock exchange and also directly with mutual fund in creation unit size[^] at real time price.
- **Asset Allocation** : Easy diversification in commodity as an asset class via single unit of Silver ETF through digital medium, to achieve desired asset allocation.
- **Low Correlation** : Relative low correlation to Indian indices, may provide opportunity for better risk adjusted returns as part of investors asset allocation.
- **Potential Hedge** : Investment in silver acts as a hedge against inflation.

Creation Unit Size

Creation Unit size is the minimum denomination of unit that can be directly purchased/redeemed from AMC

Tradable Unit	Creation Unit Size [^]	NAV Value (Rs.)*	Approx. Basket Value (Rs.)*
1 Unit Nippon India Silver ETF	30,000 units of Nippon India Silver ETF	83.8104	25,14,312

*Data as of 31st December,2024 taken as reference value

Importance of Creation Unit Size

- In case of non-availability of sizeable quote, Investors can transact with the AMC in creation unit lots[^]
- Units are created at live NAV price plus expenses

Portfolio – Nippon India Silver ETF as on 31st December, 2024

Portfolio as on 31st December, 2024	Weightage (%)
SILVER 999 1KG BAR	97.29%
Cash and Other Receivables	2.71%
Total	100.00%

Scheme Performance Nippon India Silver ETF as on 31st December, 2024

Fund / Benchmark (Value of ₹10, 000 invested)	1 Year		3 Years		5 Years		Since Inception	
	Amount in ₹	Returns (%)	Amount in ₹	Returns (%)	Amount in ₹	Returns (%)	Amount in ₹	Returns (%)
NAV as on December 31, 2024: ₹83.8104								
Nippon India Silver ETF	Inception Date : Feb 2, 2022							
Nippon India Silver ETF	11,638	16.24	NA	NA	NA	NA	13,678	11.35
B: Domestic Price of Silver	11,757	17.42	NA	NA	NA	NA	13,975	12.18
AB:	N.A.	N.A.	N.A.	N.A.	N.A.	N.A.	N.A.	N.A.
Fund Manager : Vikram Dhawan (Since Feb 2022)								

Performance as on 31st December, 2024

B: Benchmark, AB: Additional Benchmark, TRI: Total Return Index

TRI - Total Returns Index reflects the returns on the index arising from (a) constituent stock price movements and (b) dividend receipts from constituent index stocks, thereby showing a true picture of returns.

For Exchange Traded Funds of Nippon India Mutual Fund, performance is provided at Scheme level using IDCW Reinvestment NAV's, since there are no separate plan/option under such Schemes.

Period for which scheme's performance has been provided is computed basis last day of the month-end preceding the date of advertisement.

Past performance may or may not be sustained in future and the same may not necessarily provide the basis for comparison with other investment. Performance of the schemes (wherever provided) are calculated basis CAGR for the past 1 year, 3 years, 5 years and since inception. IDCWs (if any) are assumed to be reinvested at the prevailing NAV. Performance of the scheme would be Net of Dividend distribution tax, if any. Face value of scheme is Rs.10/- per unit. In case, the start/end date of the concerned period is non-business day (NBD), the NAV of the previous date is considered for computation of returns.

Finance Act 2020 has abolished dividend distribution tax on IDCW declared and paid by Mutual Fund scheme. W.e.f. 01.04.2020 IDCW received from Mutual fund scheme is taxable in the hands of investor and mutual fund scheme is required to withhold tax on IDCW as per applicable rate.

Performance of other open ended schemes managed by the same fund manager as on 31st December, 2024

Scheme Name/s	CAGR %								
	1 Year Return			3 Years Return			5 Years Return		
	Regular Plan	Direct Plan	Benchmark	Regular Plan	Direct Plan	Benchmark	Regular Plan	Direct Plan	Benchmark
Nippon India ETF Gold BeES*	19.20	--	20.43	15.30	--	16.45	12.99	--	14.07
Nippon India Multi Asset Allocation Fund	18.48	19.96	16.84	15.01	16.53	13.69	N.A.	N.A.	N.A.

Nippon India Multi Asset Allocation Fund has not completed 5 years, the performance details of 1 & 3 years are provided herein.

Mr. Vikram Dhawan has been managing Nippon India ETF Gold BeES since Feb 2022

Mr. Vikram Dhawan has been managing Nippon India Multi Asset Allocation Fund since Aug 2020

Note:

- Mr. Vikram Dhawan manages 3 open-ended schemes of Nippon India Mutual Fund .
- In case the number of schemes managed by a fund manager is more than six, in the performance data of other schemes, the top 3 and bottom 3 schemes managed by fund manager has been provided herein are on the basis of 1 Year CAGR returns
- Period for which scheme's performance has been provided is computed basis last day of the month-end preceding the date of advertisement
- Different schemes shall have a different expense structure.

*The Scheme does not offer any Plans/Options. The performance details are provided at Scheme level using IDCW Reinvestment NAV's.

Past performance may or may not be sustained in future and the same may not necessarily provide the basis for comparison with other Investment. IDCWs (if any) are assumed to be reinvested at the prevailing NAV. Performance of IDCW option would be Net of Dividend distribution tax, if any. Face Value of Nippon India ETF Gold BeES is Re. 1/- per unit. Face Value of Nippon India Multi Asset Fund is Rs. 10/- per unit. In case, the start/end date of the concerned period is non-business day (NBD), the NAV of the previous date is considered for computation of returns.

Finance Act 2020 has abolished dividend distribution tax on IDCW declared and paid by Mutual Fund scheme. W.e.f. 01.04.2020 IDCW received from Mutual fund scheme is taxable in the hands of investor and mutual fund scheme is required to withhold tax on IDCW as per applicable rate.

Scheme Features of Nippon India Silver ETF

Inception Date	February 02, 2022	
Minimum application amount	Directly with the Mutual Fund: Create / Redeem in exchange of Portfolio Deposit and cash component in Creation Unit Size [^] of 30,000 units of the Scheme.	On the Exchange: 1 (one) Unit and in multiples thereof.
Load Structure	Exit Load : Not Applicable	
Purity of Silver	All silver bullion held in the scheme's allocated account with the custodian shall be of fineness (or purity) of 999 parts per 1000 (99.9%)	
Benchmark	The performance of the scheme shall be benchmarked against the domestic price of silver (based on LBMA Silver daily spot fixing price)	
Fund Manager	Vikram Dhawan	


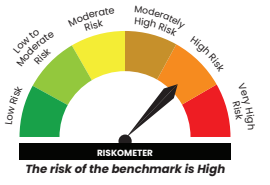
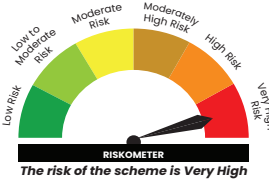
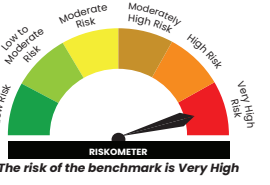
How to invest

The units of the fund are currently available on National Stock Exchange of India Ltd (NSE). An investor can directly buy and sell the units of scheme through the broker associated with NSE and he would receive the units in his demat account on a T+1 rolling settlement

NSE Code	SILVERBEEES
Pricing (per unit)	One unit = Approx 1 gram of Silver
Minimum Investment	<ul style="list-style-type: none"> On the Exchange: One unit Through the AMC : 30,000 units.

^ w.e.f May 1, 2023, the execution value for large investors must be greater than Rs.25 crores (except for Schemes managed by Employee Provident Fund Organisation (EPFO), India and Recognized Provident Funds, Approved Gratuity Funds and Approved Superannuation Funds under Income Tax Act, 1961)

Product Label

Scheme Name	This Product is suitable for Investors who are Seeking*	Scheme Riskometer	Benchmark Riskometer
<p>Nippon India ETF Gold BeES An open ended scheme, listed on the Exchange in the form of an Exchange Traded Fund (ETF) investing in physical gold</p> <p>Benchmark : Domestic Price of Gold</p>	<ul style="list-style-type: none"> Portfolio diversification through asset allocation Investment in physical gold 	 <p>The risk of the scheme is High</p>	 <p>The risk of the benchmark is High</p>
<p>Nippon India Multi Asset Allocation Fund (An open ended scheme investing in Equity, Debt and Exchange Traded Commodity Derivatives and Gold ETF & Silver ETF)</p> <p>Benchmark : 50% of BSE 500 TRI, 20% of MSCI World Index TRI, 15% of Crisil Short Term Bond Index, 10% of Domestic prices of Gold & 5% of Domestic prices of Silver</p>	<ul style="list-style-type: none"> Long term capital growth Investment in equity and equity related securities, debt & money market instruments and Exchange Traded Commodity Derivatives/ Gold ETF & Silver ETF 	 <p>The risk of the scheme is Very High</p>	 <p>The risk of the benchmark is Very High</p>

*Investors should consult their financial advisors if in doubt about whether the product is suitable for them.

Risk Factors & Disclaimers

Risk factors: Trading volumes and settlement periods may restrict liquidity in silver / silver related Instruments. Investment in silver is subject to price risk. The NAV of the Scheme may be affected, inter alia, by changes in the market conditions, interest rates, trading volumes, settlement periods and transfer procedures. The NAV may also be subjected to risk associated with tracking error, investment in derivatives or script lending as may be permissible by the Scheme Information Document. The other risk factors relating to ETF are market risks, tracking error risks, liquidity risk and risk of ETF getting traded at discount/premium to the NAV (Net Asset Value).

NSE Disclaimer: It is to be distinctly understood that the permission given by NSE should not in any way be deemed or construed that the Scheme Information Document has been cleared or approved by NSE nor does it certify the correctness or completeness of any of the contents of the Scheme Information Document. The investors are advised to refer to the Scheme Information Document for the full text of the Disclaimer Clause of NSE

Disclaimer:

The views expressed herein constitute only the opinions and do not constitute any guidelines or recommendation on any course of action to be followed by the reader. This information is meant for general reading purposes only and is not meant to serve as a professional guide for the readers. Certain factual and statistical (both historical and projected) industry and market data and other information was obtained by NAM India from independent, third-party sources that it deems to be reliable, some of which have been cited above. However, NAM India has not independently verified any of such data or other information, or the reasonableness of the assumptions upon which such data and other information was based, and there can be no assurance as to the accuracy of such data and other information. Further, many of the statements and assertions contained in these materials reflect the belief of NAM India, which belief may be based in whole or in part on such data and other information

The Sponsor, the Investment Manager, the Trustee or any of their respective directors, employees, associates or representatives do not assume any responsibility for, or warrant the accuracy, completeness, adequacy and reliability of such information. Whilst no action has been solicited based upon the information provided herein, due care has been taken to ensure that the facts are accurate and opinions given are fair and reasonable. This information is not intended to be an offer or solicitation for the purchase or sale of any financial product or instrument. Recipients of this information should rely on information/ data arising out of their own investigations. Readers are advised to seek independent professional advice, verify the contents and arrive at an informed investment decision before making any investments.

None of the Sponsor, the Investment Manager, the Trustee, their respective directors, employees, associates or representatives shall be liable for any direct, indirect, special, incidental, consequential, punitive or exemplary damages, including lost profits arising in any way from the information contained in this material. The Sponsor, the Investment Manager, the Trustee, any of their respective directors, employees including the fund managers, associates, representatives including persons involved in the preparation or issuance of this material may from time to time, have long or short positions in, and buy or sell the securities thereof, of company(ies) / specific economic sectors mentioned herein



Mutual Fund investments are subject to market risks, read all scheme related documents carefully.