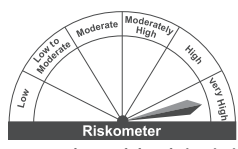
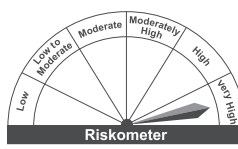


Nippon India Silver ETF Fund of Fund (FOF)

(An Open Ended Fund of Fund scheme investing in units of Nippon India Silver ETF)

Product label		
<p>This product is suitable for investors who are seeking*:</p> <ul style="list-style-type: none"> Long term capital growth Returns that are commensurate with the performance of Nippon India Silver ETF through investment in units of Nippon India Silver ETF <p>*Investors should consult their financial advisors if in doubt about whether the product is suitable for them.</p>	<p>Nippon India Silver ETF Fund of Fund (FOF)</p>	<p>Domestic Price of Silver (based on LBMA Silver daily spot fixing price)</p>
	 <p>Riskometer Investors understand that their principal will be at Very High risk</p>	 <p>Riskometer Benchmark Riskometer is at Very High risk</p>

Index	
Investment Objective	Page 2
Positioning of the Fund	Page 2
Investment Philosophy	Page 2
Benefits of Investing in Nippon India Silver ETF Fund of Fund (FOF)	Page 2
Portfolio - Nippon India Silver ETF Fund of Fund (FOF)	Page 2
Asset Allocation	Page 3
Scheme Performance Nippon India Silver ETF Fund of Fund (FOF)	Page 3
Performance of other open ended schemes managed by the same fund manager	Page 3
Scheme Features of Nippon India Silver ETF Fund of Fund (FOF)	Page 4
Product Label	Page 5
Risk Factors & Disclaimers	Page 6

Nippon Life India Asset Management Limited (NAM India) is one of the largest asset managers with more than 28 years of experience in managing wealth of investors with a robust distribution network in India.

Investment Objective

The investment objective of the Scheme is to seek to provide returns that closely correspond to returns provided by Nippon India Silver ETF by investing in units of Nippon India Silver ETF. However, there can be no assurance or guarantee that the investment objective of the Scheme will be achieved.

Positioning of the Fund

Nippon India Silver ETF Fund of Fund (FOF), is one of the first domestic silver fund of funds in India which opens a new avenue for investing in silver as an asset class. The fund seeks to provide returns of silver through investments in Nippon India Silver ETF, which in turn invest in physical silver. It enables you to reap the returns of silver in a paper form without the need of a demat account.

It is a passively managed fund which would enable an investor to save for silver in a convenient manner either through lump sum investment or through systematic investment - the mutual fund way from a long term perspective. It aims to give investors the opportunity to participate in the bullion market in a relatively cost effective and convenient way as you can directly purchase and sell the units at the AMC.

Investment Philosophy

A modern way of investing in "Silver" as an asset class the mutual fund way. An investment opportunity which enables an investor to allocate silver, a foundation asset, to his portfolio in a systematic way. This fund would enable you to add silver which is usually considered to diversify your portfolio in a convenient way.

- Passively managed Fund of Fund investing in Open-ended Nippon India Silver ETF
- Invests exclusively in Nippon India Silver ETF which in turn invests in physical silver which shall be of fineness (or purity) of 999 parts per 1000 (99.9 %)
- Portfolio focused on providing returns that closely correspond to the returns provided by Nippon India Silver ETF

Benefits of Investing in Nippon India Silver ETF Fund of Fund (FOF)

- **Convenience:** The scheme will allow non demat account holders to seek exposure in silver via investing in Nippon India Silver ETF Fund of Fund (FOF).
- **Metal Purity:** The scheme invests in the units of Nippon India Silver ETF which will further invest in physical silver bars having 99.9% silver purity.
- **Hassle Free Investment:** Investors need not worry about fear of theft as well as storage issues and insurance costs, as physical silver will be stored with SEBI registered custodian.
- **Smaller Denomination Investments:** Investors can buy a unit of Silver FOF by investing as low as Rs.100.
- **SIP Investments:** Investors can avail the benefit of Systematic Investment Plan (SIP).
- **Asset Allocation:** Easy diversification in commodity as an asset class via single unit of Silver FOF through digital medium, to achieve desired asset allocation.
- **Low Correlation:** Relative low correlation to Indian indices, may provide opportunity for better risk adjusted returns as part of investors asset allocation.
- **Potential Hedge:** Investment in silver acts as an hedge against inflation.

The investors will be bearing the recurring expenses of the scheme, in addition to the expenses of underlying Scheme.

Portfolio - Nippon India Silver ETF Fund of Fund (FOF) as on 31st July,2024

Portfolio as on 31st July,2024	Weightage
Nippon India Silver ETF	100.65%
Cash and Other Receivables	-0.65%
Total	100.00%

Asset Allocation

Under normal circumstances, the anticipated asset allocation would be:

Instruments	Indicative allocations (% of net assets)		Risk Profile
	Minimum	Maximum	
Units of Nippon India Silver ETF	95%	100%	Medium to high
Money Market Instruments* including Tri-Party Repo on Government securities or Treasury bills, cash & cash equivalents	0%	5%	Low to Medium

*Money Market Instruments include commercial papers, commercial bills, treasury bills, and Government securities having an unexpired maturity upto one year, call or notice money, certificate of deposit, usance bills, BRDS, Tri-Party Repos and any other like instruments as specified by Reserve Bank of India from time to time.

(For more details please refer Scheme Information Document)

Scheme Performance of Nippon India Silver ETF Fund of Fund (FOF) as on 31st July,2024

NAV as on July 31, 2024: ₹13.0876				
Particulars	CAGR %			
	1 Year	3 Years	5 Years	Since Inception
Nippon India Silver ETF Fund of Fund (FOF)	11.93	NA	NA	11.40
B:Domestic Price of Silver	12.64	NA	NA	12.73
AB:	N.A.	N.A.	N.A.	N.A.
Value of ₹10000 Invested				
Nippon India Silver ETF Fund of Fund (FOF)	11,197	NA	NA	13,088
B:Domestic Price of Silver	11,268	NA	NA	13,482
AB:	N.A.	N.A.	N.A.	N.A.
Inception Date : Feb 2, 2022				
Fund Manager : Himanshu Mange (Since Dec, 2023)				

As the Scheme has not completed 3 and 5 years, the performance details of Since inception & 1 year are provided herein

Performance as on 31st July, 2024

B: Benchmark, AB: Additional Benchmark, TRI: Total Return Index

TRI - Total Returns Index reflects the returns on the index arising from (a) constituent stock price movements and (b) dividend receipts from constituent index stocks, thereby showing a true picture of returns.

Period for which scheme's performance has been provided is computed basis last day of the month-end preceding the date of advertisement.

The performance details provided herein are of Growth Plan (Regular Plan).

Past performance may or may not be sustained in future and the same may not necessarily provide the basis for comparison with other investment.

Performance of the schemes (wherever provided) are calculated basis CAGR for the past 1 year, 3 years, 5 years and since inception. IDCWs (if any) are assumed to be reinvested at the prevailing NAV. Performance of the scheme would be Net of Dividend distribution tax, if any. Face value of scheme is Rs.10/- per unit. In case, the start/end date of the concerned period is non-business day (NBD), the NAV of the previous date is considered for computation of returns.

Finance Act 2020 has abolished dividend distribution tax on IDCW declared and paid by Mutual Fund scheme. W.e.f. 01.04.2020 IDCW received from Mutual fund scheme is taxable in the hands of investor and mutual fund scheme is required to withhold tax on IDCW as per applicable rate.

Performance of other open ended schemes managed by the same fund manager as on 31st July,2024

Scheme Name/s	CAGR %					
	1 Year Return		3 Years Return		5 Years Return	
	Scheme	Benchmark	Scheme	Benchmark	Scheme	Benchmark
TOP 3						
CPSE ETF*	118.01	118.77	58.70	59.39	33.78	34.31
Nippon India Nifty Auto ETF*	70.42	70.89	N.A.	N.A.	N.A.	N.A.
Nippon India ETF Nifty Next 50 Junior BeES*	65.59	65.95	24.54	24.82	24.17	24.47
Bottom 3						
Nippon India Index Fund - BSE Sensex Plan#	23.63	24.38	16.46	17.24	17.43	18.26
Nippon India Gold Savings Fund#	15.39	16.42	11.43	12.62	13.46	14.11
Nippon India ETF Nifty Bank BeES*	13.69	13.90	14.86	15.10	12.37	12.90

Nippon India Nifty Auto ETF has not completed 3 & 5 years, the performance details of 1 years are provided herein.

Mr. Himanshu Mange has been managing CPSE ETF since Dec 2023

Mr. Himanshu Mange has been managing Nippon India Nifty Auto ETF since Dec 2023

Mr. Himanshu Mange has been managing Nippon India ETF Nifty Next 50 Junior BeES since Dec 2023

Mr. Himanshu Mange has been managing Nippon India Index Fund - BSE Sensex Plan since Dec 2023

Mr. Himanshu Mange has been managing Nippon India Gold Savings Fund since Dec 2023

Mr. Himanshu Mange has been managing Nippon India ETF Nifty Bank BeES since Dec 2023

Note:

- Mr. Himanshu Mange manages 28 open-ended schemes of Nippon India Mutual Fund .
- In case the number of schemes managed by a fund manager is more than six, in the performance data of other schemes, the top 3 and bottom 3 schemes managed by fund manager has been provided herein are on the basis of 1 Year CAGR returns
- Period for which scheme's performance has been provided is computed basis last day of the month-end preceding the date of advertisement
- Different schemes shall have a different expense structure.

#The performance details provided herein are of Growth Plan (Regular Plan).

* The Scheme does not offer any Plans/Options. The performance details are provided at Scheme level using Dividend Reinvestment NAV's

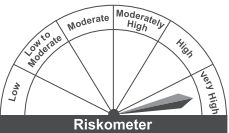
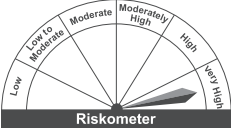
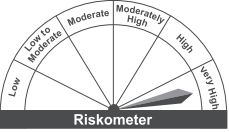
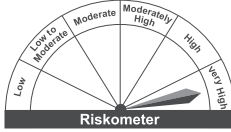

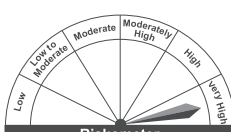
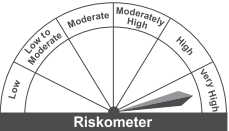

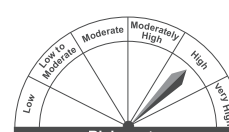
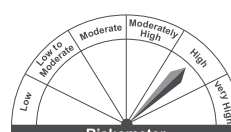
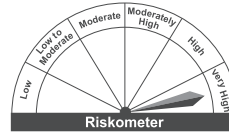

Past performance may or may not be sustained in future and the same may not necessarily provide the basis for comparison with other Investment. IDCWs (if any) are assumed to be reinvested at the prevailing NAV. Performance of the scheme would be Net of Dividend distribution tax, if any. Face value of Nippon India ETF Nifty Bank BeES is Re.1/- per unit. Face Value of other schemes is Rs.10/- per unit. In case, the start/end date of the concerned period is non-business day (NBD), the NAV of the previous date is considered for computation of returns.

Finance Act 2020 has abolished dividend distribution tax on IDCW declared and paid by Mutual Fund scheme. W.e.f. 01.04.2020 IDCW received from Mutual fund scheme is taxable in the hands of investor and mutual fund scheme is required to withhold tax on IDCW as per applicable rate.

Scheme Features of Nippon India Silver ETF Fund of Fund (FOF)

Minimum amount for purchase / redemption / switches	Minimum Application Amount: Rs.100 and in multiples of Re.1 thereafter
	Additional Purchase Amount Rs.100 and in multiples of Re.1 thereafter
	Note – Pursuant to notice cum addendum dated October 30, 2021, for investments made by designated employees in terms of SEBI circular dated April 28, 2021 and September 20, 2021, requirement for minimum application/ redemption amount will not be applicable.
	Minimum Switch Amount Will be as per the minimum application amount in the respective scheme which may have been opted by the investor for switching the units/amount where the switch facility is available.
	Minimum Redemption Amount Redemptions can be of minimum amount of Rs.100 or any number of units
Minimum Investment Amount for Systematic Investment Plan (SIP)	Minimum investment amount for investing SIP route is as follows: <ol style="list-style-type: none"> (1) Rs.100/- per month and in multiples of Re. 1/- thereafter for minimum 60 months (2) Rs.500/- per month and in multiples of Re. 1/- thereafter for minimum 12 months (3) Rs.1000/- per month and in multiples of Re. 1/- thereafter for minimum 6 months (4) Rs.500/- per quarter and in multiples of Re. 1/- thereafter for minimum 12 quarters (5) Rs.1500/- per quarter and in multiples of Re. 1/- thereafter for minimum 4 quarters (6) Rs. 5000/- per year and in multiples of Rs. 500/- thereafter for minimum 2 years
Load Structure	Exit Load: 1% - If redeemed or switched out on or before completion of 15 days from the date of allotment of units. Nil - If redeemed or switched out after completion of 15 days from the date of allotment of units. W.E.F. October 01, 2012, Exit Load If charged to the scheme shall be credited to the scheme immediately net of service tax, if any
Inception Date	February 02, 2022
Benchmark	Domestic Price of Silver (based on LBMA Silver daily spot fixing price)
Fund Manager	Himanshu Mange (Since Dec 2023)
Month End AUM	Rs. 343.07 Crs (as on 31st July, 2024)
Plans	The Scheme offers following Plans under Direct Plan and Regular Plan: <ol style="list-style-type: none"> (a) Growth Plan (b) Income Distribution cum Capital Withdrawal Plan

Product Label

Scheme Name	This Product is suitable for Investors who are Seeking*	Fund Riskometer	Benchmark Riskometer
CPSE ETF (An Open-ended Index Exchange Traded Fund) Benchmark : Nifty CPSE TRI	<ul style="list-style-type: none"> Long-term capital appreciation Investment in Securities covered by the Nifty CPSE Index. 	 <p style="text-align: center;">Riskometer</p> <p style="text-align: center;">Investors understand that their principal will be at Very High risk</p>	 <p style="text-align: center;">Riskometer</p> <p style="text-align: center;">Benchmark Riskometer is at Very High risk</p>
Nippon India Nifty Auto ETF (An open ended scheme replicating/tracking Nifty Auto Index) Benchmark : Nifty Auto TRI	<ul style="list-style-type: none"> Long term capital growth Investment in equity and equity related securities and portfolios replicating the composition of Nifty Auto Index, subject to tracking errors 	 <p style="text-align: center;">Riskometer</p> <p style="text-align: center;">Investors understand that their principal will be at Very High risk</p>	 <p style="text-align: center;">Riskometer</p> <p style="text-align: center;">Benchmark Riskometer is at Very High risk</p>
Nippon India ETF Nifty Next 50 Junior BeES (An Open-ended Index Exchange Traded Fund) Benchmark : Nifty Next 50 TRI	<ul style="list-style-type: none"> Long-term capital appreciation Investment in Securities covered by Nifty Next 50 Index 	 <p style="text-align: center;">Riskometer</p> <p style="text-align: center;">Investors understand that their principal will be at Very High risk</p>	 <p style="text-align: center;">Riskometer</p> <p style="text-align: center;">Benchmark Riskometer is at Very High risk</p>
Nippon India Index Fund - BSE Sensex Plan (An open ended scheme replicating/tracking BSE Sensex..) Benchmark : BSE Sensex TRI	<ul style="list-style-type: none"> Long term capital growth Investment in equity and equity related securities and portfolios replicating the composition of the sensex, subject to tracking errors. 	 <p style="text-align: center;">Riskometer</p> <p style="text-align: center;">Investors understand that their principal will be at Very High risk</p>	 <p style="text-align: center;">Riskometer</p> <p style="text-align: center;">Benchmark Riskometer is at Very High risk</p>
Nippon India Gold Savings Fund (An open ended Fund of Fund Scheme) Benchmark : Domestic Price of Gold	<ul style="list-style-type: none"> Long term capital growth Returns that are commensurate with the performance of Nippon India ETF Gold BeES through investment in securities of Nippon India ETF Gold BeES 	 <p style="text-align: center;">Riskometer</p> <p style="text-align: center;">Investors understand that their principal will be at High risk</p>	 <p style="text-align: center;">Riskometer</p> <p style="text-align: center;">Benchmark Riskometer is at High risk</p>
Nippon India ETF Nifty Bank BeES (An Open Ended Index Exchange Traded Scheme.) Benchmark : Nifty Bank TRI	<ul style="list-style-type: none"> Long-term capital appreciation Investment in Securities covered by Nifty Bank Index 	 <p style="text-align: center;">Riskometer</p> <p style="text-align: center;">Investors understand that their principal will be at Very High risk</p>	 <p style="text-align: center;">Riskometer</p> <p style="text-align: center;">Benchmark Riskometer is at Very High risk</p>

*Investors should consult their financial advisors if in doubt about whether the product is suitable for them.

Risk Factors & Disclaimers

The Investors will be bearing the recurring expenses of the scheme, in addition to the expenses of underlying scheme i.e Nippon India Silver ETF.

Risk Factors: Mutual Funds and securities investments are subject to market risks such as trading volumes, settlement risk, liquidity risk and default risk including the possible loss of principal and there is no assurance or guarantee that the objectives of the Scheme will be achieved. As the price / value / interest rates of the securities in which the scheme invests fluctuates, the value of your investment in the scheme may go up or down. Past performance of the Sponsor/AMC/Mutual Fund does not guarantee future performance of the scheme. The present scheme is not a guaranteed or assured return scheme. For more details, refer Scheme Information Document (SID).

Disclaimer:

The information herein is meant only for general reading purposes and the views being expressed only constitute opinions and therefore cannot be considered as guidelines, recommendations or as a professional guide for the readers. Certain factual and statistical information (historical) pertaining to Industry and markets have been obtained from independent third-party sources, which are deemed to be reliable. It may be noted that since Nippon Life India Asset Management Limited (NAM India) has not independently verified the accuracy or authenticity of such information or data, or for that matter the reasonableness of the assumptions upon which such data and information has been processed or arrived at; NAM India does not in any manner assures the accuracy or authenticity of such data and information. Some of the statements & assertions contained in these materials may reflect NAM India's views or opinions, which in turn may have been formed on the basis of such data or information.

Before making any investments, the readers are advised to seek independent professional advice, verify the contents in order to arrive at an informed investment decision. None of the Sponsor, the Investment Manager, the Trustee, their respective directors, employees, associates or representatives shall be liable in any way for any direct, indirect, special, incidental, consequential, punitive or exemplary damages, including on account of lost profits arising from the information contained in this material.

Mutual Fund investments are subject to market risks, read all scheme related documents carefully.