

Small Yet,  
Full of Potential



## Nippon India Small Cap Fund

(An open ended equity scheme predominantly investing in small cap stocks)

- » Aims to identify growth businesses at reasonable valuation
- » Diversifies across sectors and stocks

This is the current investment strategy based on the prevailing market conditions and is subject to change within the limits of the SID basis the fund manager's view.

Contact your Mutual Fund Distributor | Visit : [mf.nipponindiaim.com](http://mf.nipponindiaim.com), Customer Care : 1860 266 0111#, 91-22-69259696# (For investors outside India)

#Charges applicable.

**This product is suitable for investors who are seeking\***

- Long term capital growth.
- Investment in equity and equity related securities of small cap companies.

\*Investors should consult their financial advisors if in doubt about whether the product is suitable for them.

**Nippon India Small Cap Fund**



Investors understand that their principal will be at Very High risk

**Nifty Smallcap 250 TRI**



Benchmark Riskometer is at Very High risk

## Scheme Details

<b>Inception Date</b>	16th Sep 2010
<b>Month end AUM as on May 31, 2024</b>	Rs. 51,566.11 Crs
<b>Scheme Type</b>	An open-ended equity scheme predominantly investing in small cap stocks
<b>Benchmark</b>	Nifty Smallcap 250 TRI
<b>Fund Manager</b>	Samir Rachh
<b>Entry Load</b>	Nil <ul style="list-style-type: none"> <li>1% if redeemed or switched out on or before completion of 1 month from the date of allotment of units.</li> <li>Nil, thereafter.</li> </ul>

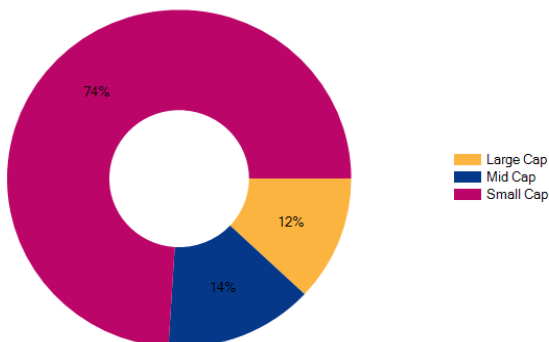
## Current Investment Philosophy

- The fund attempts to generate relatively better risk adjusted returns by focusing on the smaller capitalization companies. Small cap stocks, for the purpose of the fund are defined as stocks whose market capitalization is below top 250 companies in terms of full market capitalization.
- Small cap companies are potential mid caps of tomorrow and offer twin advantage of high growth prospects & relatively lower valuation. The fund focuses on identifying good growth businesses with reasonable size, quality management and rational valuation.
- The investment approach adopts prudent risk management measures like margin of safety and diversification across sectors & stocks with a view to generate relatively better risk adjusted performance over a period of time.

## Why Invest

- Small Cap space can potentially outperform over the long term especially during sustained uptrends.
- Strong in-house research a key differentiator to identify long term winners and NIMF has an established track record of over 25 years in managing equity strategies.
- Portfolio has optimal mix of Growth, Economic Revival, Value & Thematic plays.

## Portfolio Market Capitalisation

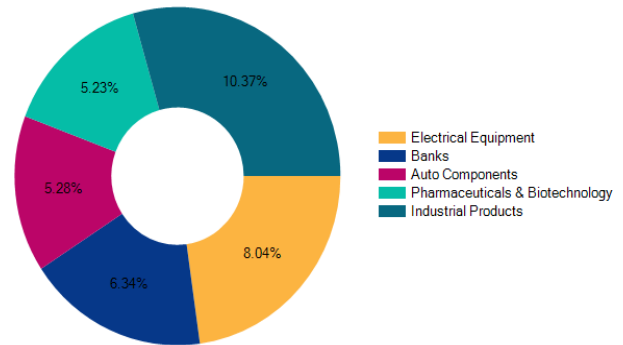


## Top 10 Stock Holdings: As on May 31, 2024

Stocks	Allocation (%)
Voltamp Transformers Limited	1.84
HDFC Bank Limited	1.83
Tube Investments of India Limited	1.73
Apar Industries Limited	1.48
Kirloskar Brothers Limited	1.46
Bharat Heavy Electricals Limited	1.45
Elantas Beck India Limited	1.39
State Bank of India	1.30
Multi Commodity Exchange of India Limited	1.30
Larsen & Toubro Limited	1.30

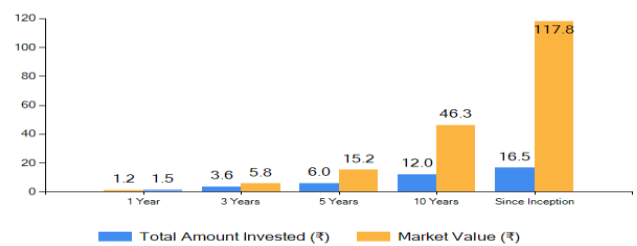
**Note:** For complete portfolio, please refer website [mf.nipponindiaim.com](http://mf.nipponindiaim.com). Current Portfolio Allocation is based on the prevailing market conditions and is subject to changes depending on the fund manager's view of the equity markets. Sector(s) / Stock(s) / Issuer(s) mentioned above are for the purpose of disclosure of the portfolio of the Scheme(s) and should not be construed as recommendation.

## Top 5 Sector Holdings: As on May 31, 2024



Common Source: MFI

## SIP Performance



### Disclaimer pertaining to SIP Returns:

**Past performance may or may not be sustained in the future.** Returns on SIP and Benchmark are annualised and cumulative investment return for cash flows resulting out of uniform and regular monthly subscriptions have been worked out on excel spreadsheet function known as XIRR. It is assumed that a SIP of Rs. 10,000/- each executed on 10th of every month for Growth Plan (Regular Plan) has been taken into consideration including the first installment. It may please be noted that load has not been taken into consideration. The amounts invested in SIP and the market values of such investments at respective periodic intervals thereof are simulated for illustrative purposes for understanding the concept of SIP. This illustration should not be construed as a promise, guarantee or a forecast of any minimum returns. The Mutual Fund or the Investment Manager does not assure any safeguard of capital and the illustrated returns are not necessarily indicative of future results and may not necessarily provide a basis for comparison with other investments. SIP does not guarantee or assure any protection against losses in declining market conditions.

Stamp duty @ 0.005% of the transaction value would be levied on applicable mutual fund transactions, with effect from July 01, 2020. Accordingly, pursuant to levy of stamp duty, the number of units allotted on purchase/switch-in transactions (including IDCW reinvestment) to the unitholders would be reduced to that extent. Kindly refer notice cum addendum no. 30, dated June 30, 2020.

### General Disclaimer:

Data as on May 31, 2024. Past Performance may or may not be sustained in future. Sector(s) / Stock(s) / Issuer(s) mentioned above are for the purpose of disclosure of the portfolio of the scheme(s) and should not be construed as a recommendation. The Fund manager(s) may or may not choose to hold the stock mentioned, from time to time. Investors are requested to consult their financial, tax and other advisors before taking any investment decision(s).

## Scheme Performance Summary

### Nippon India Small Cap Fund

NAV as on May 31, 2024: ₹156.2529

Particulars	CAGR %			
	1 Year	3 Years	5 Years	Since Inception
Nippon India Small Cap Fund	52.71	32.32	30.62	22.19
B:Nifty Smallcap 250 TRI	58.44	26.00	24.76	13.71
AB:BSE Sensex TRI	19.57	13.92	14.63	11.73
<b>Value of ₹10000 Invested</b>				
Nippon India Small Cap Fund	15,289	23,187	38,083	156,252
B:Nifty Smallcap 250 TRI	15,864	20,016	30,263	58,271
AB:BSE Sensex TRI	11,963	14,788	19,808	45,761

Inception Date : Sep 16, 2010

Fund Manager : Samir Rachh (Since Jan 2017)

Note: Different plans shall have a different expense structure. The performance details provided herein are of Growth Plan (Regular Plan).

## Performance of other Open Ended Schemes Managed by the same Fund Managers (as on May 31, 2024)

Fund Manager: Samir Rachh

**Note:**

- Mr.Samir Rachh manages 1 open-ended schemes of Nippon India Mutual Fund .
- In case the number of schemes managed by a fund manager is more than six, in the performance data of other schemes, the top 3 and bottom 3 schemes managed by fund manager has been provided herein.
- Period for which scheme's performance has been provided is computed basis last day of the month-end preceding the date of advertisement
- Different plans shall have a different expense structure. The performance details provided herein are of Growth Plan (Regular Plan).

Note: Performance as on May 31, 2024 | B: Benchmark, AB: Additional Benchmark, TRI: Total Return Index

**Disclaimer:**

Past performance may or may not be sustained in the future and the same may not necessarily provide the basis for comparison with other investment. Performance of the schemes (wherever provided) are calculated basis CAGR for the past 1 year, 3 years, 5 years and since inception. In case, the start/end date of the concerned period is non-business day (NBD), the NAV of the previous date is considered for computation of returns. Schemes which have not completed one year, performance details for the same are not provided. Performance details of closed ended schemes are not provided since these are not comparable with other schemes. TRI - Total Returns Index reflects the returns on the index arising from (a) constituent stock price movements and (b) dividend receipts from constituent index stocks, thereby showing a true picture of returns. In the performance of other open ended schemes managed by the fund managers, the performance of the equity schemes is benchmarked to the Total Return variant of the Index.

## SIP Performance of Equity Schemes (as on May 31, 2024)

### Nippon India Small Cap Fund

Period	Since Inception	10 Years	5 Years	3 Years	1 Year
Total Amount Invested (₹)	1,650,000	1,200,000	600,000	360,000	120,000
Market Value (₹)	11,782,163	4,628,139	1,515,980	583,831	146,039
Scheme Return (%)	25.78	25.57	38.48	34.65	44.92
B: Nifty Smallcap 250 TRI Return (%)	18.57	19.84	33.37	31.15	44.9
AB: BSE Sensex TRI Return (%)	13.98	14.56	16.87	14.42	16.95

The performance details provided herein are of Growth Plan (Regular Plan). Please Refer Page 4 for detailed SIP Performance

**Inception Date:** Nippon India Small Cap Fund – 16th September 2010.

**B:** Benchmark, **AB:** Additional Benchmark, **TRI:** Total Return Index

TRI - Total Returns Index reflects the returns on the index arising from (a) constituent stock price movements and (b) dividend receipts from constituent index stocks, thereby showing a true picture of returns.

**Disclaimer:**

**Past performance may or may not be sustained in the future.** Returns on SIP and Benchmark are annualised and cumulative investment return for cash flows resulting out of uniform and regular monthly subscriptions have been worked out on excel spreadsheet function known as XIRR. It is assumed that a SIP of Rs. 10,000/- each executed on 10th of every month for Growth Plan (Regular Plan) has been taken into consideration including the first instalment. It may please be noted that load has not been taken into consideration. The amounts invested in SIP and the market values of such investments at respective periodic intervals thereof are simulated for illustrative purposes for understanding the concept of SIP. This illustration should not be construed as a promise, guarantee or a forecast of any minimum returns. The Mutual Fund or the Investment Manager does not assure any safeguard of capital and the illustrated returns are not necessarily indicative of future results and may not necessarily provide a basis for comparison with other investments. SIP does not guarantee or assure any protection against losses in declining market conditions.

**Mutual Fund Investments are subject to market risks, read all scheme related documents carefully.**