



PAY **Nippon India Tax Saver (ELSS) Fund** DATE \_\_\_\_\_

RUPEES **One Lakh Fifty Thousand Only** OR ORDER

Rs.

CAB	A/c No.	015405002335
-----	---------	--------------

"001231" 30

## Ab Tax Bachao Aur Growth potential Bhi Pao!

(An open ended equity linked saving scheme with a statutory lock in of 3 years and tax benefit)

- Claim Deduction upto Rs. 1,50,000 u/s 80C<sup>@</sup>

<sup>@</sup>To save tax upto Rs. 46,800: Individual and HUF having taxable income of less than Rs.50 lakhs can invest upto Rs. 1.5 lakhs under the ELSS scheme till March 31, 2022 for FY 2021-22 as per provision of Section 80C of the Income Tax Act 1961 (Includes applicable cess). Tax saving will be proportionately reduced subject to the taxable income and investments. Further, Investment in ELSS schemes is subject to lock in period of 3 years from the date of allotment of units. Long Term capital gain, if any on ELSS scheme investment is subject to applicable tax at the time of redemption. The tax benefits are as per the current income tax laws and rules. If any investor opts for newly inserted provision u/s 115BAC then benefit of deduction u/s 80C will not be available for FY 2021-22. Investors are advised to consult their tax advisor before investing in such schemes.

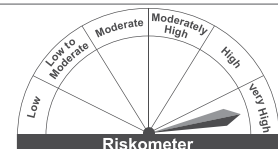
Note: Investments in mutual funds should not be construed as a guarantee of any minimum returns. ELSS invests in equity and there is no capital protection guarantee or assurance of any return in mutual fund investment. Kindly consult your financial advisor before investing.

Contact your Mutual Fund Distributor | Customer Care: 1860 266 0111<sup>#</sup>, 91-22-68334800<sup>#</sup> (For investors outside India) | Visit [mf.nipponindiaim.com](http://mf.nipponindiaim.com)

This product is suitable for investors who are seeking\*

- Long term capital growth.
- Investment in equity and equity related securities.

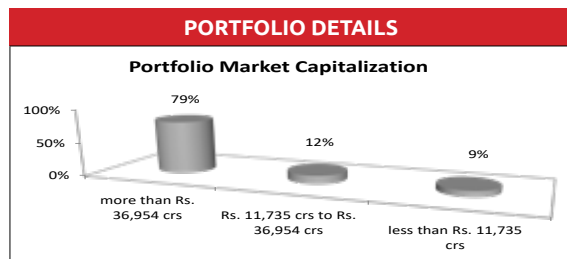
\*Investors should consult their financial advisors if in doubt about whether the product is suitable for them.



Investors understand that their principal will be at Very High risk






<sup>#</sup>Charges applicable.

SCHEME DETAILS	
<b>Inception Date</b>	• 21st September 2005
<b>Fund Size</b>	• Month end AUM: Rs. 12,385.02 Crs (Aug 2021)
<b>Scheme Type</b>	• An open ended equity linked saving scheme with a statutory lock in of 3 years and tax benefit
<b>Benchmark</b>	• S&P BSE 200 TRI
<b>Fund Managers</b>	• Rupesh Patel • Ashutosh Bhargava (Co-Fund manager)
<b>Entry Load/Exit Load</b>	• Not Applicable



TOP 10 STOCKS	WEIGHTAGE (%)
HDFC Bank Limited	8.55
Infosys Limited	7.72
ICICI Bank Limited	6.85
Reliance Industries Limited	5.83
Larsen & Toubro Limited	4.10
Axis Bank Limited	4.00
Bharti Airtel Limited	3.86
HDFC Limited	3.66
State Bank of India	3.44
Sun Pharmaceutical Industries Limited	3.43

**Note:** For complete portfolio, please refer website [mf.nipponindiaim.com](http://mf.nipponindiaim.com). Current Portfolio Allocation is based on the prevailing market conditions and is subject to changes depending on the fund manager's view of the equity markets. Sector(s) / Stock(s) / Issuer(s) mentioned above are for the purpose of disclosure of the portfolio of the Scheme(s) and should not be construed as recommendation.

TOP 5 SECTORS		
	Banks	23.9%
	Software	12.9%
	Finance	8.4%
	Consumer Non Durables	7.8%
	Petroleum Products	5.8%

CURRENT INVESTMENT PHILOSOPHY
<ul style="list-style-type: none"> <li>• Nippon India Tax Saver will be an actively managed fund with support from internal quant-based framework and internal research.</li> <li>• Portfolio attempts to have a large cap orientation with tactical allocations to mid-caps based on higher price value gap without compromising on quality focus</li> <li>• Investments will have long term orientation; however, churn may be higher with changes guided by Quant Model at regular intervals</li> <li>• Sector deviations would be a source of Alpha creation but would be within the range to manage risk of Portfolio construction.</li> <li>• Overall attempt is to create a balanced portfolio with an optimal combination of high growth &amp; secular themes.</li> </ul>

WHY INVEST
<ul style="list-style-type: none"> <li>• Fund endeavors to generate sustained long term alpha</li> <li>• Portfolio offers optimal mix of cyclical &amp; defensive themes.</li> <li>• Tax benefit as per Section 80C*</li> </ul> <p>*Note: Please refer Scheme Information Document (SID) for details.</p>

Dividend History			
IDCW Plan			
Record Date	Rate (Re/ Unit)	Cum Dividend NAV	*EX Dividend NAV
10-Jan-20	0.18	19.0858	18.8858
13-Nov-19	0.18	18.1582	17.9582
26-Sep-18	0.35	18.9787	18.5786
26-Jun-18	0.53	19.4235	18.8235
14-Mar-18	0.60	22.2716	21.6716
28-Dec-17	0.60	25.9583	25.3583
29-Sep-17	0.60	23.2492	22.6492
30-Jun-17	0.60	23.1274	22.5274
23-Mar-17	0.60	21.9299	21.3299
23-Dec-16	0.45	19.0755	18.6255
15-Sep-16	0.45	21.3909	20.9409
15-Jun-16	0.45	19.6784	19.2284
11-Mar-16	0.45	18.2183	17.7683
28-Dec-15	0.45	20.6670	20.2170
21-Sep-15	0.45	19.8841	19.4341
29-Jun-15	0.45	21.7955	21.3455
13-Mar-15	0.35	23.7821	23.4321
24-Dec-14	1.00	23.2342	22.2342
22-Sep-14	0.45	21.9523	21.5023
27-Jun-14	0.36	20.2727	19.9127
7-Mar-14	0.30	14.1956	13.8956
26-Dec-13	0.30	13.8827	13.5827
20-Sep-13	0.25	11.7342	11.4842
28-Jun-13	0.25	12.5391	12.2891
15-Mar-13	0.70	13.5195	12.8195
25-Jan-13	0.70	15.2853	14.5853
29-Mar-12	1.50	14.9833	13.4834
11-Feb-11	1.50	14.9209	13.8581
28-Aug-09	1.50	13.5493	12.0493
21-Feb-07	1.00	14.6877	13.5152
2-Nov-07	1.00	17.0834	16.0835
Annual IDCW Plan			
Record Date	Rate (Re/ Unit)	Cum Dividend NAV	*EX Dividend NAV
29-Mar-19	0.80	11.9184	11.0184

**Disclaimer pertaining to Dividend History:** Dividend distribution is subject to availability & adequacy of distributable surplus. The Mutual Fund is not assuring that it will make periodical dividend distributions, though it has every intention of doing so. After the payment of dividend, the per unit NAV falls to the extent of the dividend payout and distribution taxes, if any. Performance of dividend plan/option would be net of applicable statutory levy, if any. Face value of Rs.10. \* NAV on the 1st transaction day after Record Date, which includes the mark to market impact also. The above table provides dividend details of Income Distribution cum Capital Withdrawal Plan (IDCW Plan) (Regular Plan) & Annual IDCW Plan (Regular Plan).

Stamp duty @ 0.005% of the transaction value would be levied on applicable mutual fund transactions, with effect from July 01, 2020. Accordingly, pursuant to levy of stamp duty, the number of units allotted on purchase/switch-in transactions (including dividend reinvestment) to the unitholders would be reduced to that extent. Kindly refer notice cum addendum no. 30, dated June 30, 2020.

**General Disclaimer: Data as on Aug 31, 2021. Past Performance may or may not be sustained in future.** Sector(s)/ Stock(s)/ Issuer(s) mentioned above are for the purpose of disclosure of the portfolio of the scheme(s) and should not be construed as a recommendation. The Fund manager(s) may or may not choose to hold the stock mentioned, from time to time. Investors are requested to consult their financial, tax and other advisors before taking any investment decision(s).

**Mutual Fund Investments are subject to market risks, read all scheme related documents carefully.**