Nippon india Mutual Fund

Wealth sets you free

Ab Tax Bachao

Aur Growth potential Bhi Pao!

(An open ended equity linked saving scheme with a statutory lock in of 3 years and tax benefit)

- Claim Deduction upto Rs. 1,50,000 u/s 80C@

@To save tax up to Rs 46800 (including applicable cess): Individual and HUF having taxable income of less than Rs 50 Lakhs are entitled to get deduction up to Rs 1.5 Lakhs from their gross total income for investment made under ELSS scheme during the FY 2022-23. This deduction is available as per the provision of section 80C of the income tax act 1961. Tax saving will be proportionately reduced subject to the taxable income and investments. Further, investment in ELSS scheme is subject to lock in period of 3 Years from the date of allotment of units. Long term capital gain, if any on ELSS scheme investm ent is subject to applicable tax at the time of redemption. The tax benefits are as per the current income tax laws and rules. Deduction is available if investor has opted for old tax regime. Investors are advised to consult their tax advisor before investing in such schemes.

Note: Investments in mutual funds should not be construed as a guarantee of any minimum returns. ELSS invests in equity and there is no capital protection guarantee or assurance of any return in mutual fund investment. Kindly consult your financial advisor before investing.

Contact your Mutual Fund Distributor | Customer Care: 1860 266 0111#, 91-22-68334800# (For investors outside India) | Visit mf.nipponindiaim.com

This product is suitable for investors who are seeking*

· Long term capital growth.

· Investment in equity and equity related securities.

*Investors should consult their financial advisors if in doubt about whether the product is suitable for them.

Nippon India Tax Saver (ELSS) Fund

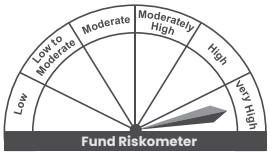

Investors understand that their principal will be at Very High risk

Nifty 500 TRI

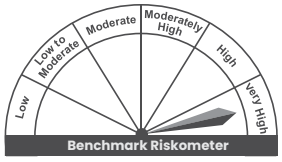

Benchmark Riskometer is at Very High risk

#Charges applicable.

Mutual Fund investments are subject to market risks, read all scheme related documents carefully.

SCHEME DETAILS

Inception Date	• 21st September 2005
Fund Size Month end AUM (Feb 2023)	• Rs. 11,210.87 Crs
Scheme Type	• An open ended equity linked saving scheme with a statutory lock in of 3 years and tax benefit
Benchmark	• Nifty 500 TRI
Fund Managers	• Rupesh Patel • Ashutosh Bhargava (Co-Fund manager)
Entry Load/ Exit Load	• Not Applicable

PORTFOLIO DETAILS

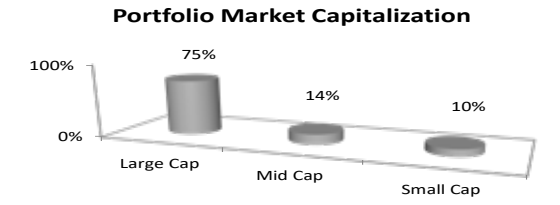

TOP 10 STOCKS	WEIGHT-AGE (%)
HDFC Bank Limited	8.42
ICICI Bank Limited	8.24
Infosys Limited	6.63
Axis Bank Limited	4.89
State Bank of India	4.52
HDFC Limited	4.37
Reliance Industries Limited	3.94
Larsen & Toubro Limited	3.76
NTPC Limited	2.74
Samvardhana Motherson International Limited	2.32

Note: For complete portfolio, please refer website mf.nipponindiaim.com. Current Portfolio Allocation is based on the prevailing market conditions and is subject to changes depending on the fund manager's view of the equity markets. Sector(s) / Stock(s) / Issuer(s) mentioned above are for the purpose of disclosure of the portfolio of the Scheme(s) and should not be construed as recommendation.

TOP 5 SECTORS

Banks	Finance	IT - Software	Auto Compo-nents	Construction
26.1%	9.5%	6.6%	5.6%	4.3%

CURRENT INVESTMENT PHILOSOPHY

- The fund focuses on generating optimal risk adjusted returns across market conditions by maintaining a well-diversified portfolio focused on quality and sustainable earnings growth.
- The fund attempts to follow a bottom-up investment strategy with quality bias having allocations across sectors & market capitalization range.
- Combination of core and tactical approach. Core of the portfolio to comprise of businesses with compounding characteristics and tactical approach to take advantage of market specific, Industry specific or company specific development.
- Overall attempt is to create a balanced portfolio with an optimal combination of high growth & secular themes.

WHY INVEST

- Fund endeavors to generate sustained long term alpha
- Portfolio offers optimal mix of cyclical & defensive themes.
- Tax benefit as per Section 80C*

*Note: Please refer Scheme Information Document (SID) for details.

General Disclaimer: Data as on February 28, 2023. Past Performance may or may not be sustained in future. Sector(s)/ Stock(s)/ Issuer(s) mentioned above are for the purpose of disclosure of the portfolio of the scheme(s) and should not be construed as a recommendation. The Fund manager(s) may or may not choose to hold the stock mentioned, from time to time. Investors are requested to consult their financial, tax and other advisors before taking any investment decision(s).

SIP PERFORMANCE OF EQUITY SCHEMES (as on February 28, 2023)

Nippon India Tax Saver (ELSS) Fund

Period	Since Inception	15 Years	10 Years	5 Years	3 Years	1 Year
Total Amount Invested (Rs.)	2,100,000	1,800,000	1,200,000	600,000	360,000	120,000
Market Value (Rs.)	6,534,102	4,785,541	2,006,370	792,507	451,140	120,014
Scheme Return (%)	11.83	12.10	9.97	11.20	15.52	0.02
B: Nifty 500 TRI Return (%)	12.10	12.59	12.76	12.94	13.12	-2.97
AB: S&P BSE Sensex TRI Return (%)	12.28	12.72	13.08	13.63	14.03	4.37

Inception Date: September 21, 2005.

B: Benchmark, AB: Additional Benchmark, TRI: Total Return Index

TRI - Total Returns Index reflects the returns on the index arising from (a) constituent stock price movements and (b) dividend receipts from constituent index stocks, thereby showing a true picture of returns.

Disclaimer: Past performance may or may not be sustained in the future. Returns on SIP and Benchmark are annualised and cumulative investment return for cash flows resulting out of uniform and regular monthly subscriptions have been worked out on excel spreadsheet function known as XIRR. It is assumed that a SIP of Rs. 10,000/- each executed on 10th of every month for Growth Plan (Regular Plan) has been taken into consideration including the first installment. It may please be noted that load has not been taken into consideration. The amounts invested in SIP and the market values of such investments at respective periodic intervals thereof are simulated for illustrative purposes for understanding the concept of SIP. This illustration should not be construed as a promise, guarantee on or a forecast of any minimum returns. The Mutual Fund or the Investment Manager does not assure any safeguard of capital and the illustrated returns are not necessarily indicative of future results and may not necessarily provide a basis for comparison with other investments. SIP does not guarantee or assure any protection against losses in declining market conditions.

SCHEME PERFORMANCE SUMMARY (as on February 28, 2023)				
Nippon India Tax Saver (ELSS) Fund				
NAV as on February 28, 2023: ₹77.1814				
Particulars	**CAGR %**			
	1 Year	**3 Years**	**5 Years**	**Since Inception**
Nippon India Tax Saver (ELSS) Fund	4.41	16.08	4.00	12.42
B:Nifty 500 TRI	2.58	17.55	10.66	12.57
AB:S&P BSE Sensex TRI	6.19	16.86	12.85	13.24
Value of ₹10000 Invested				
Nippon India Tax Saver (ELSS) Fund	10,441	15,647	12,165	77,182
B:Nifty 500 TRI	10,258	16,249	16,596	78,960
AB:S&P BSE Sensex TRI	10,619	15,966	18,306	87,614
Inception Date: Sep 21, 2005				
Fund Manager: Rupesh Patel (Since Jul 2021); Ashutosh Bhargava (Co - Fund Manager) (Since Jul 2020)				

Note: Different plans shall have a different expense structure. The performance details provided herein are of Growth Plan (Regular Plan).

PERFORMANCE OF OTHER OPEN ENDED SCHEMES MANAGED BY THE SAME FUND MANAGERS (as on February 28, 2023)

Fund Manager: Rupesh Patel

Scheme Name/s	CAGR %					
	1 Year Return		3 Years Return		5 Years Return	
	Scheme	Benchmark	Scheme	Benchmark	Scheme	Benchmark
Nippon India Growth Fund	7.64	8.28	21.39	23.14	12.96	11.85

Note:
a. Mr. Rupesh Patel manages 2 open-ended schemes of Nippon India Mutual Fund .
b. In case the number of schemes managed by a fund manager is more than six, in the performance data of other schemes, the top 3 and bottom 3 schemes managed by fund manager has been provided herein.
c. Period for which scheme's performance has been provided is computed basis last day of the month-end preceding the date of advertisement
d. Different plans shall have a different expense structure. The performance details provided herein are of Growth Plan (Regular Plan).

Co- Fund Manager: Ashutosh Bhargava

Scheme Name/s	CAGR %					
	1 Year Return		3 Years Return		5 Years Return	
	Scheme	Benchmark	Scheme	Benchmark	Scheme	Benchmark
Top 3						
Nippon India Multi Cap Fund #	15.25	3.25	20.46	19.93	11.47	10.21
Nippon India Large Cap Fund #	11.49	4.40	17.78	17.39	10.50	11.51
Nippon India Quant Fund	8.00	2.88	18.13	17.48	10.67	11.30
Bottom 3						
Nippon India Balanced Advantage Fund	5.22	3.19	10.22	12.06	7.71	9.88
Nippon India Multi Asset Fund	4.21	4.18	NA	NA	NA	NA
Nippon India Passive Flexicap FoF	2.04	2.58	NA	NA	NA	NA

Mr. Ashutosh Bhargava has been managing Nippon India Balanced Advantage Fund since May 2018, Nippon India Passive Flexicap FoF since Jan 2023, Nippon India Multi Asset Fund since Aug 2020, Nippon India Quant Fund since Sep 2017, Nippon India Multi Cap Fund since Sept 2021, Nippon India Large Cap Fund since Sept 2021.

Note:
a. Ashutosh Bhargava manages 8 open-ended schemes of Nippon India Mutual Fund.
b. In case the number of schemes managed by a fund manager is more than six, performance data of other schemes, the top 3 and bottom 3 schemes managed by fund manager has been provided hereinare on the basis of 1 Year CAGR returns.
c. Period for which scheme's performance has been provided is computed basis last day of the month-end preceding the date of advertisement.
d. Different plans shall have a different expense structure. The performance details provided herein are of Growth Plan (Regular Plan).
Co-Fund Manager

Note: Performance as on February 28, 2023 | B: Benchmark, AB: Additional Benchmark, TRI: Total Return Index

Past performance may or may not be sustained in future and the same may not necessarily provide the basis for comparison with other investment. Performance of the schemes (wherever provided) are calculated basis CAGR for the past 1 year, 3 years, 5 years and since inception. In case, the start/end date of the concerned period is non-business day (NBD), the NAV of the previous date is considered for computation of returns. Schemes which have not completed one year, performance details for the same are not provided. Performance details of closed ended schemes are not provided since these are not comparable with other schemes. TRI - Total Returns Index refl ects the returns on the index arising from (a) constituent stock price movements and (b) dividend receipts from constituent index stocks, thereby showing a true picture of returns. In the perf ormance of other open ended schemes managed by the fund managers, the performance of the equity schemes is benchmarked to the Total Return variant of the Index.

PRODUCT LABELS			
Name of Scheme & Benchmark	**This product is suitable for investors who are seeking*:**	**Fund Riskometer**	**Benchmark Riskometer**
Nippon India Balanced Advantage Fund (An Open Ended Dynamic Asset Allocation Fund) **Benchmark:** CRISIL Hybrid50+50 - Moderate Index	• Long term capital growth • Investment in equity & equity related instruments, debt, money market instruments and derivatives	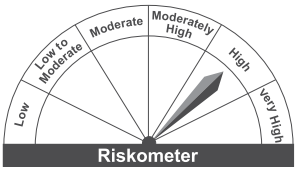 **Investors understand that their principal will be at High risk**	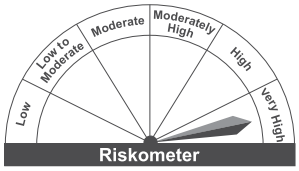 **Benchmark Riskometer is at Very High risk**
Nippon India Multi Asset Fund (An open ended scheme investing in Equity, Debt and Exchange Traded Commodity Derivatives and Gold ETF) **Benchmark:** 50% of S&P BSE 500 TRI, 20% of MSCI World Index TRI, 15% of Crisil Short Term Bond Fund Index & 15% of Domestic prices of Gold	• Long term capital growth • Investment in equity and equity related securities, debt & money market instruments and Exchange Traded Commodity Derivatives and Gold ETF	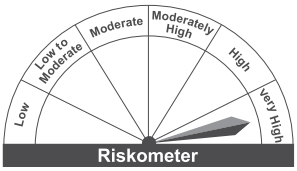 **Investors understand that their principal will be at Very High risk**	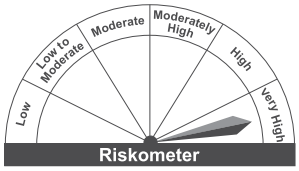 **Benchmark Riskometer is at Very High risk**
Nippon India Multi Cap Fund (Multi Cap Fund - An open ended equity scheme investing across large cap, mid cap, small cap stocks) **Benchmark:** NIFTY 500 Multicap 50:25:25 TRI	• Long term capital growth • Investment in equity and equity related securities		
Nippon India Large Cap Fund (An open ended equity scheme predominantly investing in large cap stocks) **Benchmark:** S&P BSE 100 TRI	• Long term capital growth • Investment predominantly into equity and equity related instruments of large cap companies		
Nippon India Passive Flexicap FoF (An Open ended fund of funds scheme investing in units of Domestic Exchange Traded Funds (ETFs)/Index Funds) **Benchmark:** Nifty 500 TRI	• Long term capital appreciation •Investment in units of Domestic ETFs/Index Funds		
Nippon India Growth Fund (Mid Cap Fund- An open ended equity scheme predominantly investing in mid cap stocks) **Benchmark:** NIFTY Midcap 150 TRI	• Long term capital growth • Investment in equity and equity related instruments through a research based approach		
Nippon India Quant Fund (An open ended equity scheme investing in quant model theme) **Benchmark:** S&P BSE 200 TRI	• Long term capital growth • Investment in active portfolio of stocks selected on the basis of a mathematical model.	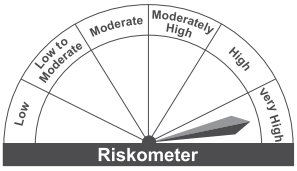 **Investors understand that their principal will be at Very High risk**	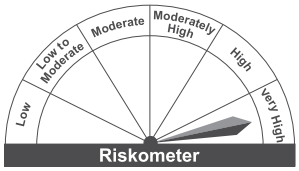 **Benchmark Riskometer is at Very High risk**
*Investors should consult their financial advisers if in doubt about whether the product is suitable for them.			

Mutual Fund Investments are subject to market risks, read all scheme related documents carefully.