



Nippon India Mutual Fund

Wealth sets you free

Nippon India ETF Nifty CPSE Bond Plus SDL Sep 2024 50:50

(An open-ended Target Maturity Exchange Traded CPSE Bond Plus SDL Fund predominately investing in constituents of Nifty CPSE Bond Plus SDL Sep 2024 50:50 Index. Moderate interest rate risk and Relatively Low Credit Risk)

Product label		
<p>This product is suitable for investors who are seeking*:</p> <ul style="list-style-type: none"> Income over long term Investments in CPSE Bonds & State Development Loans (SDL) similar to the composition of Nifty CPSE Bond Plus SDL Sep 2024 50:50 Index, subject to tracking errors <p>*Investors should consult their financial advisors if in doubt about whether the product is suitable for them.</p>	<p>Nippon India ETF Nifty CPSE Bond Plus SDL Sep 2024 50:50</p> <p>Riskometer</p> <p>Investors understand that their principal will be at Low to Moderate risk</p>	<p>Nifty CPSE Bond Plus SDL Sep 2024 50:50 Index</p> <p>Riskometer</p> <p>Benchmark Riskometer is at Low to Moderate risk</p>

Potential Risk Class			
Credit Risk →	Relatively Low (Class A)	Moderate (Class B)	Relatively High (Class C)
Interest Rate Risk ↓			
Relatively Low (Class I)			
Moderate (Class II)	A-II		
Relatively High (Class III)			

Contents	
Why ETF?	Page 2
Strategies used through Index based ETFs	Page 2
Transaction Options available for investors	Page 2
Creation Unit Size	Page 2
Nippon India ETF Nifty CPSE Bond Plus SDL Sep 2024 50:50- Investment Objective & Investment Philosophy	Page3
Why Invest in Nippon India ETF Nifty CPSE Bond Plus SDL – 2024 Maturity	Page3
About Nifty CPSE Bond Plus SDL Sep 2024 50:50 Index	Page3
Scheme Portfolio – Nifty CPSE Bond Plus SDL Sep 2024 50:50 Index	Page 5
Key details of Nippon India ETF Nifty CPSE Bond Plus SDL Sep 2024 50:50	Page 6
Scheme Performance of Nippon India ETF Nifty CPSE Bond Plus SDL Sep 2024 50:50	Page 6
Performance of other open ended schemes managed by the same fund managers	Page 7
Scheme Features Nippon India ETF Nifty CPSE Bond Plus SDL Sep 2024 50:50	Page 8
Product Label	Page 8
Disclaimers	Page 10

Nippon Life India Asset Management Limited (NAM India) is one of the largest asset managers with more than 28 years of experience in managing wealth of investors with a robust distribution network in India.

To cater to the increasing demand for passive management, we offer a variety of Exchange Traded Funds (ETFs) under "Nippon India ETFs". Currently, we offer eighteen equity ETFs – benchmarked against Nifty Bank TRI, Nifty 100 TRI, Nifty 50 TRI, Nifty Midcap 150 TRI, Nifty India Consumption TRI, Nifty Dividend Opportunities 50 TRI, Nifty 50 Value 20 TRI, Nifty Next 50 TRI, Nifty Infrastructure TRI, Nifty50 Shariah TRI, Nifty PSU bank TRI, Nifty CPSE TRI, Nifty IT TRI, Nifty Pharma TRI, Hang Seng TRI, S&P BSE Sensex TRI, S&P BSE Sensex Next 50 TRI & Nifty Auto TRI; five debt ETFs – benchmarked against Nifty 8-13 yr G- Sec Index, Nifty CPSE Bond Plus SDL Sep 2024 50:50 Index, Nifty SDL Apr 2026 Top 20 Equal Weight Index, Nifty 5 Yr Benchmark G-Sec Index & Liquid ETF in money market space and two commodity ETFs – based on domestic prices of Gold and Silver.

Why ETF?

- ▶ **Ease of transaction** - Can be easily bought / sold like any other stock on the exchange through terminals spread across the country
- ▶ **Ease of Liquidity** - Can be bought / sold anytime during market hours (subject to availability of buyer/seller) at prices prevailing in the market. Thus, investor transacts at real-time prices.
- ▶ **Low Cost** - Generally less expensive than investing in multiple individual securities.
- ▶ **Other Special Features**
 - Instant diversification through exposure to a large number of securities by purchasing as low as 1 unit
 - Buying / selling at close to live price and not end-of-day, also ability to put limit orders
 - Authorised Participants / Large investors can buy directly from the AMC at Live Prices in creation unit sizes[^]

Strategies used through Index based ETFs

- ▶ **Liquidity Management** - ETFs can be used for a given percentage of each asset class to provide a liquidity buffer across the asset allocation
- ▶ **Portfolio Completion** - ETFs allow investors to gain exposure to an asset class that is under-represented in the asset allocation
- ▶ **Portfolio Transitions** - Since ETFs are passive funds, they may help maintain market exposure while there are changes in securities holdings in a portfolio, hence avoids the risk of missing any market movement

Transaction Options available for investors

Subscription	Process	Features
Through Stock Exchange	Online Terminal / Stock Broker	<ul style="list-style-type: none"> • Can trade as less as 1 Unit • Unit credit on T+1 • Transaction on Exchange traded price • No paperwork • Transaction on order matching and availability of quotes
Through AMC (Authorized Participants & Large Investors)	Transaction form with requisite documents	<ul style="list-style-type: none"> • Can transact in multiples of creation unit size[^] • Transaction in exchange of Portfolio deposit & Cash Component
Redemption	Process	Features
Through Stock Exchange	Online terminal / Stock Broker	<ul style="list-style-type: none"> • Can trade as less as 1 Unit • Amount credited T+1
Through AMC (Authorized Participants & Large Investors)	Redemption Request	<ul style="list-style-type: none"> • Can trade in multiples of creation unit size[^] • Transaction in exchange of Portfolio deposit & Cash Component

Creation Unit Size

Creation Unit size is the minimum denomination of unit that can be directly purchased/redeemed from AMC

Tradable Unit	Composition	Creation Unit Size [^]	NAV Value (Rs.)*	Approx. Basket Value (Rs.)*
1 Unit Nippon India ETF Nifty CPSE Bond Plus SDL Sep 2024 50:50	~ 1/10 of Nifty CPSE Bond Plus SDL Sep 2024 50:50 Index	230,000 units of Nippon India ETF Nifty CPSE Bond Plus SDL Sep 2024 50:50	118.7133	27,304,059

*Data as of 31st January, 2024 taken as reference value

Importance of Creation Unit Size

- In case of non-availability of sizeable quote, Investors can transact with the AMC in creation unit lots[^]
- Investors can transact both in form of cash or stock basket comprising the index
- Units are created at live NAV price plus expenses

Nippon India ETF Nifty CPSE Bond Plus SDL Sep 2024 50:50

Investment Objective: Nippon India ETF Nifty CPSE Bond Plus SDL Sep 2024 50:50

The investment objective of the scheme is to provide investment returns closely corresponding to the total returns of the securities as represented by the Nifty CPSE Bond Plus SDL Sep 2024 50:50 Index before expenses, subject to tracking errors. However, there can be no assurance or guarantee that the investment objective of the Scheme will be achieved.

Investment Philosophy – Nippon India ETF Nifty CPSE Bond Plus SDL Sep 2024 50:50

- Scheme would predominantly invest into AAA rated bonds issued by Government owned entities and State Development Loans (SDLs) representing Nifty CPSE Bond Plus SDL Sep 2024 50:50 Index
- Securities which will form part of the scheme portfolio are expected to have in the aggregate, key characteristics of the underlying index in terms of maturity profile and type of securities
- Scheme will follow Buy and Hold investment strategy in which existing bond and SDLs will be held till maturity
- Portfolio will be rolled down in line with the index, hence incremental investment will happen in bonds and SDLs representing the index
- In case of maturity of any or all Bonds and SDLs which are part of the Scheme portfolio, the maturity proceeds will be deployed in treasury bills and Tri-Party Repos, till the scheme Maturity Date
- Scheme will mature in line with the maturity of the index

Why Invest in Nippon India ETF Nifty CPSE Bond Plus SDL Sep 2024 50:50

- ▶ **Relatively Safe:** The scheme would predominantly invest into AAA rated bonds issued by Government owned entities and State Development Loans (SDLs) which are considered as a quasi Government securities. Hence, it is relatively safe as compared to Equity and other aggressive Debt funds.
- ▶ **No lock-in:** Buying and selling of units on stock exchange and also directly with mutual fund in creation unit size[^] at real time price
- ▶ **Transparency:** Daily disclosure of Portfolio Deposit via creation unit due to ETF structure
- ▶ **Low Cost:** Fund will be a low cost product in terms of Total Expense Ratio
- ▶ **Reduce Risk:** Reduction in non-systemic risk like security selection and portfolio manager selection, as the fund will apply buy & hold strategy and follow the index

About Nifty CPSE Bond Plus SDL Sep 2024 50:50 Index

Nifty CPSE Bond Plus SDL Sep 2024 50:50 Index seeks to measure the performance of portfolio of AAA rated bonds issued by government owned entities & SDLs maturing between October 01, 2023 to September 30, 2024. The index shall mature on September 30, 2024. The index is computed using the total return methodology including price return and coupon return.

Highlights

1. Indices follow a unique structure with defined maturity dates
2. Index includes portfolio of AAA rated bonds issued by government owned entities & SDLs issued by states/UTs
3. The index uses buy and hold strategy wherein the portfolio selected at the time of launch is held till their maturity date unless they are ineligible
4. The proportion of investment into AAA rated bonds issued by government owned entities and SDLs is equally divided i.e. 50% in each category

Methodology

The methodology is in compliance with the Norms for Debt Exchange Traded Funds (ETFs)/Index Funds announced by SEBI vide circular no. SEBI/HO/IMD/DOF2/P/CIR/2022/69 on May 23, 2022

Index Structure

The index contains 2 equal weighted components at the time of index launch

1. CPSE Bonds component : 10 most liquid bonds issued by top 10 AAA rated government owned entities ranked basis a composite liquidity score maturing between October 01, 2023 to September 30, 2024
2. SDL component : 5 SDLs issued by top 5 states/UTs selected based on their outstanding amount maturing between October 01, 2023 to September 30, 2024.

1) Methodology for CPSE Bonds component – Constituting 50% of the Index

Eligibility Norms

▶ Issuer eligibility

- Issuing entity should be domiciled in India and should satisfy any one of the following:
 1. Central Public Sector Enterprises (CPSEs) as listed on DPE & DIPAM website
 2. Maharatna, Navratna and Miniratna as listed on DPE website, if not included in CPSEs list as mentioned in point 1
 3. Public Financial Institutions (PFIs) owned and managed by GOI and not included in points 1 and 2 above
 4. Statutory body set-up by Act of Parliament and having outstanding bonds of more than Rs. 100 crores in the eligible maturity bucket

► Bond eligibility

Bond should be

1. Plain vanilla with fixed coupon and fixed maturity
2. Denominated in INR
3. Be listed and traded on NSE and/or BSE and should be rated

Bond should not be

1. Tax Free
2. Floating Rate Bond
3. Partially Paid up
4. Perpetual
5. Having Single Option (Call/Put)
6. Having step up/step down coupon which is linked to any contingent event
7. Convertible bonds
8. Having staggered redemption
9. Backed or serviced by GOI

Selection Criteria

► Issuer Selection

- As of September 30, 2020, eligible issuers having credit rating of "AAA" (Triple A) at the time of index creation/review are short listed. In case an entity is rated by multiple rating agencies, the lowest rating assigned to the Non-Convertible Debenture/Long Term Debt of the entity is considered for the index selection purpose
- Top 10 Issuers of bonds maturing between October 01, 2023 to September 30, 2024 are ranked on the basis of composite liquidity score
- The composite liquidity score is calculated by allocating 80% weights to aggregate trading value, 10% weights to number of days traded and 10% to number of trades of all the eligible bonds of issuers between October 01, 2019 to September 30, 2020

► Bond Selection

- As of September 30, 2020, for every selected issuer, most liquid bond based on composite liquidity score calculated based on the trades available during the latest month is part of the index. In case a shortlisted issuer has no bond traded in the latest month, the period of analysis is relaxed to last 2 months and then to last 3 months and so on till 12 months
- A single security per issuer is part of the index

Weight Assignment

- Each issuer that is part of the CPSE Bonds portion (constituting 50% of index) is given equal weight as of the base date of the index (Oct 05, 2020). Effectively, each issuer has weight of 5% at the beginning
- Subsequently, the weights may drift due to price movement
- Any coupon amount received is assumed to be reinvested in the portfolio on the same date, in the proportion of the existing weights

2) Methodology for SDLs component – Constituting 50% of the Index

Eligibility norms

SDL should not be a special bond

Issuer Selection

Top 5 states/UTs are selected based on their outstanding amount maturing between October 01, 2023 to September 30, 2024. Selection of states/UTs is done with a data cut-off date of September 30, 2020.

Security Selection

Most recently issued SDL of each of the selected 5 states/UTs maturing between October 01, 2023 to September 30, 2024, is included in the index at the time of the index launch.

Weight Assignment

- Each state that is part of the SDL component (constituting 50% of index) is given equal weight at the beginning. Effectively, each SDL has a weight of 10% as on the base date
- Subsequently, the weights may drift due to price movement
- Any coupon amount received is assumed to be reinvested in the portfolio on the same date, in the proportion of the existing weights

Index Rebalancing/Reconstitution

- On a quarterly basis, index will be screened for compliance with the Norms for Debt Exchange Traded Funds (ETFs)/Index Funds announced by SEBI vide circular no. SEBI/HO/IMD/DOF2/P/CIR/2022/69 on May 23, 2022. In case of non-compliance, suitable corrective measures will be taken to ensure compliance with the norms
- In case there is a breach of respective single issuer weight cap as mentioned in the Norms for Debt Exchange Traded Funds (ETFs)/Index Funds announced by SEBI vide circular no. SEBI/HO/IMD/DOF2/P/CIR/2022/69 on May 23, 2022, excess weight will be redistributed in rest of the portfolio proportionally
- Based on the governments 'in principle approval' to disinvest its stake in some of the government owned entities, such entities

are not included to be part of the index at launch/inception of the index. On account of disinvestment in an existing constituent, such issuer shall be excluded from the index effective next rebalancing/reconstitution only if the disinvestment process has been completed

- In case a new eligible issuer gets downgraded before the portfolio disclosure date (T-3), such issuer shall not be included in the index
- Apart from scheduled review, in case an existing issuer gets downgraded below AAA, bonds of such issuer to be excluded from the index within 5 working days from such downgrade, in compliance with the Norms for Debt Exchange Traded Funds (ETFs)/ Index Funds announced by SEBI vide circular no. SEBI/HO/IMD/DOF2/P/CIR/2022/69 on May 23, 2022
- Due to the above stated reasons, if the index is rebalanced and issuer/s move out of the index,
 - If the total number of CPSE issuers in the index is 4 and above, then the total weight of the CPSE securities being excluded will be redistributed among the remaining CPSE securities proportionally. This will be subject to issuer limit in compliance with the Norms for Debt Exchange Traded Funds (ETFs)/Index Funds announced by SEBI vide circular no. SEBI/HO/IMD/DOF2/P/ CIR/2022/69 on May 23, 2022
 - If the total number of CPSE issuers in the index fall below 4, then new CPSE issuers will be included in the index based on the issuer selection and bond selection criteria mentioned in the CPSE Bonds component index methodology section above, to take the CPSE issuer count to 4 and the total running weightage of CPSE Bonds component will be divided equally amongst all the 4 CPSE issuers.
- As the index includes securities that shall mature during the twelve month period ending on the final maturity date of the index, any proceeds from the security redemption prior to the final maturity date of the index shall be re-invested using the following waterfall approach:
 - The proceeds from security redemption will be reinvested in the longest maturity outstanding security issued by the same issuer (SDL in case of state/UT and Bond/money market instrument in case of corporate bond) and maturing on or just before the index maturity date with the same weightage. This will be subject to single issuer limit in compliance with the Norms for Debt Exchange Traded Funds (ETFs)/Index Funds announced by SEBI vide circular no. SEBI/HO/IMD/DOF2/P/CIR/2022/69 on May 23, 2022 NIFTY Fixed Income Indices – Methodology Document, July 2022 20220412 69
 - In case a replacement in the form of outstanding security of the same issuer cannot be found for reinvestment then the proceeds from such redemption shall be reinvested in the remaining portfolio on the same date in the proportion of the existing weights. This will be subject to single issuer limit in compliance with the Norms for Debt Exchange Traded Funds (ETFs)/Index Funds announced by SEBI vide circular no. SEBI/HO/IMD/DOF2/P/CIR/2022/69 on May 23, 2022
 - In case due to any reason, it is not possible to meet any norms as prescribed by SEBI vide circular no. SEBI/HO/IMD/DOF2/P/ CIR/2022/69 dated May 23, 2022, then the proceeds from such redemption shall be reinvested in a T-Bill maturing on or just before the index maturity date
 - If the last outstanding security (including T-Bill) in the index matures before the final index maturity date, all redemption proceeds shall be re-invested in The Clearing Corporation of India Ltd.'s (CCIL) TREPS overnight rate tracked by Nifty ID Rate Index for any subsequent days till the maturity of the index (CCIL) TREPS overnight rate tracked by Nifty ID Rate Index for any subsequent days till the maturity of the index

Index Termination

The index shall mature on September 30, 2024

Source: NSE

Scheme Portfolio – Nippon India ETF Nifty CPSE Bond Plus SDL Sep 2024 50:50 as on 31st January, 2024

Sr. No.	Name of Securities	Weightage (%)	Sr. No.	Name of Securities	Weightage (%)
1	9.17% NTPC Limited	8.34%	21	9.04% State Government Securities	2.05%
2	5.27% National Bank For Agriculture and Rural Development	8.18%	22	9.01% State Government Securities	1.59%
3	7% Hindustan Petroleum Corporation Limited	7.02%	23	5.75% State Government Securities	1.52%
4	9.34% REC Limited	6.38%	24	5.6% State Government Securities	1.52%
5	9.3% Power Grid Corporation of India Limited	4.88%	25	9.1% State Government Securities	1.24%
6	9.39% Power Finance Corporation Limited	2.75%	26	8.98% State Government Securities	1.24%
7	8.1% Power Finance Corporation Limited	2.45%	27	8.94% State Government Securities	1.10%
8	9.37% Power Finance Corporation Limited	2.44%	28	8.95% State Government Securities	1.09%
9	8.1% REC Limited	2.04%	29	8.99% State Government Securities	1.01%
10	7.34% Power Grid Corporation of India Limited	1.53%	30	8.98% State Government Securities	0.69%
11	9.35% Power Grid Corporation of India Limited	0.93%	31	9.11% State Government Securities	0.62%
12	7.52% NHPC Limited	0.92%	32	8.84% State Government Securities	0.62%
13	9.65% Export Import Bank of India	0.62%	33	8.97% State Government Securities	0.37%
14	8.64% Power Grid Corporation of India Limited	0.15%	34	8.96% State Government Securities	0.31%

15	5.68% State Government Securities	8.20%	35	8.94% State Government Securities	0.31%
16	5.41% State Government Securities	7.58%	36	6.88% State Government Securities	0.31%
17	8.96% State Government Securities	7.11%	37	5.52% State Government Securities	0.30%
18	8.83% State Government Securities	3.64%	38	9.02% State Government Securities	0.16%
19	9.14% State Government Securities	3.09%	39	9.18% State Government Securities	0.12%
20	9.01% State Government Securities	2.19%	40	Cash & Other Receivables	3.39%
Total					100.00%

Note: The securities mentioned form a part of the portfolio and may or may not form a part of the portfolio in future. Please read Scheme Information Document carefully for more details and risk factors.

Key Details as on 31st January, 2024

Annualised Portfolio YTM*	7.62%
Residual Maturity**	0.53 Years
Modified Duration	0.49 Years
Macaulay Duration	0.52 Years

*In case of semi annual YTM, it has been annualised

**Since Residual Maturity is at portfolio level, it's a weighted average of residual maturity of all securities in the portfolio

Scheme Performance Nippon India ETF Nifty CPSE Bond Plus SDL Sep 2024 50:50 as on 31st January, 2024

NAV as on January 31, 2024: ₹118.7133

Particulars	CAGR %			
	1 Year	3 Years	5 Years	Since Inception
Nippon India ETF Nifty CPSE Bond Plus SDL Sep 2024 50:50	7.17	4.89	NA	4.76
B:Nifty CPSE Bond Plus SDL Sep 2024 50:50 Index	7.44	5.19	NA	4.90
AB:Crisil 1 Yr T-Bill Index	6.91	4.99	NA	4.84
Value of ₹10000 Invested				
Nippon India ETF Nifty CPSE Bond Plus SDL Sep 2024 50:50	10,717	11,543	NA	11,614
B:Nifty CPSE Bond Plus SDL Sep 2024 50:50 Index	10,744	11,644	NA	11,663
AB:Crisil 1 Yr T-Bill Index	10,691	11,575	NA	11,643

Inception Date: Nov 13, 2020

Fund Manager: Vivek Sharma (Since Mar 2021); Siddharth Deb (Since Mar 2021)

As the Scheme has not completed 5 years, the performance details of Since inception, 1 and 3 years are provided herein

Performance as on 31st January, 2024

B: Benchmark, AB: Additional Benchmark

For Exchange Traded Funds of Nippon India Mutual Fund, performance is provided at Scheme level using IDCW Reinvestment NAV's, since there are no separate plans/options under such Schemes.

Period for which scheme's performance has been provided is computed basis last day of the month-end preceding the date of advertisement.

Past performance may or may not be sustained in future and the same may not necessarily provide the basis for comparison with other investment. Performance of the schemes (wherever provided) are calculated basis CAGR for the past 1 year, 3 years, 5 years and since inception. IDCWs (if any) are assumed to be reinvested at the prevailing NAV. Performance of the scheme would be Net of Dividend distribution tax, if any. Face value of scheme is Rs.10/- per unit. In case, the start/end date of the concerned period is non-business day (NBD), the NAV of the previous date is considered for computation of returns.

Finance Act 2020 has abolished dividend distribution tax on IDCW declared and paid by Mutual Fund scheme. W.e.f. 01.04.2020 IDCW received from Mutual fund scheme is taxable in the hands of investor and mutual fund scheme is required to withhold tax on IDCW as per applicable rate.

Performance of other open ended schemes managed by the same fund managers as on 31st January, 2024

Fund Manager: Mr. Vivek Sharma

Scheme Name/s	CAGR %					
	1 Year Return		3 Years Return		5 Years Return	
	Scheme	Benchmark	Scheme	Benchmark	Scheme	Benchmark
Top 3						
Nippon India Nifty G-Sec Jun 2036 Maturity Index Fund#	8.79	9.15	NA	NA	NA	NA
Nippon India Nifty G-Sec Sep 2027 Maturity Index Fund#	7.51	7.89	NA	NA	NA	NA
Nippon India Income Fund#	7.34	7.46	4.09	4.50	6.79	7.41
Bottom 3						
Nippon India Nifty AAA PSU Bond Plus SDL - Sep 2026 Maturity 50:50 Index Fund#	6.87	7.34	NA	NA	NA	NA
Nippon India Low Duration Fund#	6.86	7.66	5.13	5.77	5.81	6.30
Nippon India Ultra Short Duration Fund#	6.78	7.76	6.46	5.77	4.90	6.11

Nippon India Nifty G-Sec Jun 2036 Maturity Index Fund, Nippon India Nifty G-Sec Sep 2027 Maturity Index Fund and Nippon India Nifty AAA PSU Bond Plus SDL - Sep 2026 Maturity 50:50 Index Fund have not completed 3 and 5 years, the performance details of 1 year are provided herein

Mr. Vivek Sharma has been managing Nippon India Nifty G-Sec Jun 2036 Maturity Index Fund since Dec 2022

Mr. Vivek Sharma has been managing Nippon India Nifty G-Sec Sep 2027 Maturity Index Fund since Dec 2022

Mr. Vivek Sharma has been managing Nippon India Income Fund since Feb 2020

Mr. Vivek Sharma has been managing Nippon India Nifty AAA PSU Bond Plus SDL - Sep 2026 Maturity 50:50 Index Fund since Oct 2022

Mr. Vivek Sharma has been managing Nippon India Low Duration Fund since Feb 2020

Mr. Vivek Sharma has been managing Nippon India Ultra Short Duration Fund since Oct 2013

- a. Vivek Sharma manages 16 open-ended schemes of Nippon India Mutual Fund.
- b. In case the number of schemes managed by a fund manager is more than six, performance data of other schemes, the top 3 and bottom 3 schemes managed by fund manager has been provided herein on the basis of 1 Year CAGR returns.
- c. Period for which scheme's performance has been provided is computed basis last day of the month-end preceding the date of advertisement.
- d. Different plans shall have a different expense structure.

#The performance details provided herein are of Growth Plan (Regular Plan).

Fund Manager: Mr. Siddharth Deb

Scheme Name/s	CAGR %					
	1 Year Return		3 Years Return		5 Years Return	
	Scheme	Benchmark	Scheme	Benchmark	Scheme	Benchmark
Top 3						
Nippon India Nifty G-Sec Jun 2036 Maturity Index Fund#	8.79	9.15	NA	NA	NA	NA
Nippon India ETF Nifty 8-13 yr G-Sec Long Term Gilt*	8.33	8.48	3.70	4.07	6.61	6.82
Nippon India ETF Nifty 5 yr Benchmark G-Sec*	7.90	7.99	NA	NA	NA	NA
Bottom 3						
Nippon India Overnight Fund#	6.67	6.81	4.88	5.04	4.66	4.79
Nippon India ETF Nifty ID Rate Liquid BeES*@	5.89	6.81	4.06	5.03	3.73	4.79
Nippon India ETF Hang Seng BeES*	-25.73	-25.28	-12.69	-12.11	-6.08	-5.34

Nippon India Nifty G-Sec Jun 2036 Maturity Index Fund & Nippon India ETF Nifty 5 yr Benchmark G-Sec have not completed 3 and 5 years, the performance details of 1 year are provided herein

Mr. Siddharth Deb has been managing Nippon India Nifty G-Sec Jun 2036 Maturity Index Fund since Dec 2022

Mr. Siddharth Deb has been managing Nippon India ETF Nifty 8-13 yr G-Sec Long Term Gilt since Mar 2021

Mr. Siddharth Deb has been managing Nippon India ETF Nifty 5 yr Benchmark G-Sec since Apr 2021

Mr. Siddharth Deb has been managing Nippon India Overnight Fund since Mar 2022

Mr. Siddharth Deb has been managing Nippon India ETF Nifty ID Rate Liquid BeES since Nov 2012

Mr. Siddharth Deb has been managing Nippon India ETF Hang Seng BeES since Nov 2016

- a. Siddharth Deb manages 15 open-ended schemes of Nippon India Mutual Fund.
- b. In case the number of schemes managed by a fund manager is more than six, performance data of other schemes, the top 3 and bottom 3 schemes managed by fund manager has been provided herein.
- c. Period for which scheme's performance has been provided is computed basis last day of the month-end preceding the date of advertisement.
- d. Different plans shall have a different expense structure.

* The Scheme does not offer any Plans/Options. The performance details are provided at Scheme level using IDCW Reinvestment NAV's

The performance details provided herein are of Growth Plan (Regular Plan).

@ The performance details provided herein are of Daily IDCW Re-investment Plan

Past performance may or may not be sustained in future and the same may not necessarily provide the basis for comparison with other Investment. IDCWs (if any) are assumed to be reinvested at the prevailing NAV. Performance of the scheme would be Net of Dividend distribution tax, if any. Face value of Nippon India ETF Nifty ID Rate Liquid BeES is 1,000/- per unit. Face value of Nippon India Overnight Fund is Rs. 100/- per unit. Face value of Nippon India ETF Hang Seng BeES is Re.1/- per unit. Face value of other schemes is Rs.10/- per unit. In case, the start/end date of the concerned period is non-business day (NBD), the NAV of the previous date is considered for computation of returns.

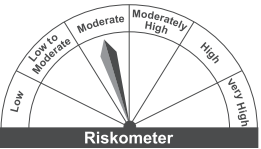
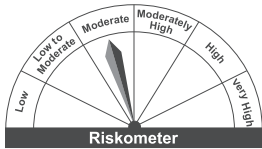
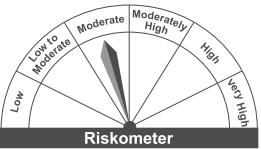
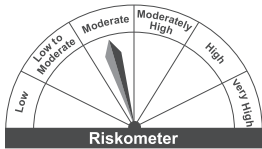
Finance Act 2020 has abolished dividend distribution tax on IDCW declared and paid by Mutual Fund scheme. W.e.f. 01.04.2020 IDCW received from Mutual fund scheme is taxable in the hands of investor and mutual fund scheme is required to withhold tax on IDCW as per applicable rate

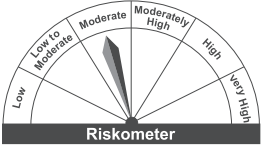
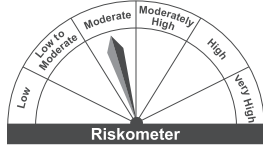






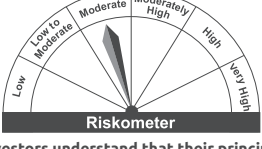





Scheme Features Nippon India ETF Nifty CPSE Bond Plus SDL Sep 2024 50:50

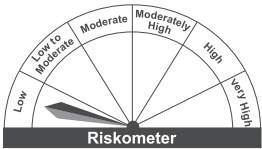
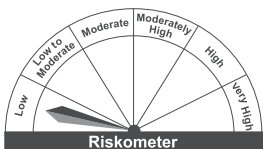
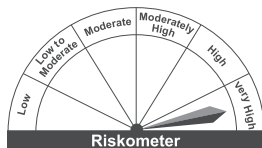
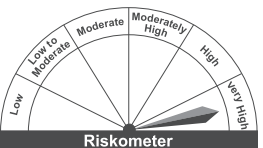
Nature of Scheme	An open-ended Target Maturity Exchange Traded CPSE Bond Plus SDL Fund predominately investing in constituents of Nifty CPSE Bond Plus SDL Sep 2024 50:50 Index. Moderate interest rate risk and Relatively Low Credit Risk			
Benchmark	Nifty CPSE Bond Plus SDL Sep 2024 50:50 Index			
Fund Manager	Vivek Sharma (March 2021), Siddharth Deb (March 2021)			
Month end AUM	Rs 1,628.84 Crs (as on 31st January, 2024)			
Total Expense Ratio	0.20% (as on 31st January, 2024)			
Rule of 20 -25	Rule of a minimum of 20 investors and no single investor accounting for more than 25% of the corpus of the Scheme does not apply to ETFs			
Asset Allocation	Instruments	Indicative asset allocation (% of total assets)		Risk Profile
		Minimum	Maximum	
	Bonds issued by CPSEs/CPSUs/CPFIs* and other Government organizations representing the bonds portion of Nifty CPSE Bond Plus SDL Sep 2024 50:50 Index	95%	100%	Low to Medium
	State Development Loans (SDLs) representing the SDL portion of Nifty CPSE Bond Plus SDL Sep 2024 50:50 Index			Low to Medium
	Money Market instruments (Treasury Bills, Government Securities and Tri - Party Repo on G-Secs or T-Bills Only)	0%	5%	Low to Medium
*CPSU – Central Public Sector Unit; CPFI – Central Public Financial Institution (For more details please refer Scheme Information Document)				
Transparency/NAV Disclosure	Nippon India Mutual Fund shall declare the Net asset value of the scheme on every business day on AMFI's website www.amfiindia.com by 11:00 p.m. on the day of declaration of the NAV and also on mf.nipponindiaim.com			
Value of Unit	The value of each unit of the Scheme would be approximately equal to 1/10th of the value of Nifty CPSE Bond Plus SDL Sep 2024 50:50 Index			
Load Structure	Entry & Exit Load : Not Applicable			
Minimum Application Amount	The minimum number of Units that can be bought or sold on the exchange is 1 (one) unit and in multiples of 1 unit. Directly from AMC: Allowed to Authorized Participants & Large Investors in form of creation unit size [^] of 230,000 units.			
Dematerialization	Units of the scheme will be available in Dematerialized (electronic) form only			
NSE Symbol	SDL24BEES			

[^] w.e.f May 1, 2023, the execution value for large investors must be greater than Rs.25 crores (except for Schemes managed by Employee Provident Fund Organisation (EPFO), India and Recognized Provident Funds, Approved Gratuity Funds and Approved Superannuation Funds under Income Tax Act, 1961)

Product Label

Scheme Name	This Product is suitable for Investors who are Seeking*	Fund Riskometer	Benchmark Riskometer
Nippon India Nifty G-Sec Jun 2036 Maturity Index Fund (An open-ended Target Maturity Index Fund investing in constituents of Nifty GSec Jun 2036 Index. A Relatively High Interest rate risk and Relatively Low Credit Risk.) Benchmark : Nifty G-Sec Jun 2036 Index	<ul style="list-style-type: none"> Income over long term Investments in Government Securities that seek to track the Nifty G-Sec Jun 2036 Index, subject to tracking errors 	 <p style="text-align: center;">Riskometer Investors understand that their principal will be at Moderate risk</p>	 <p style="text-align: center;">Riskometer Benchmark Riskometer is at Moderate risk</p>
Nippon India Nifty G-Sec Sep 2027 Maturity Index Fund (An open-ended Target Maturity Index Fund investing in constituents of Nifty GSec Sep 2027 Index. A Relatively High Interest rate risk and Relatively Low Credit Risk.) Benchmark : Nifty G-Sec Sep 2027 Index	<ul style="list-style-type: none"> Income over long term Investments in Government Securities that seek to track the Nifty G-Sec Sep 2027 Index, subject to tracking errors 	 <p style="text-align: center;">Riskometer Investors understand that their principal will be at Moderate risk</p>	 <p style="text-align: center;">Riskometer Benchmark Riskometer is at Moderate risk</p>

<p>Nippon India Income Fund (An open ended medium term debt scheme investing in instruments such that the Macaulay duration of the portfolio is between 4 to 7 years. Relatively High interest rate risk and Relatively Low Credit Risk)</p> <p>Benchmark : NIFTY Medium to Long Duration Debt Index A-III</p>	<ul style="list-style-type: none"> Income over medium to long term Investment in debt and money market instruments with portfolio Macaulay Duration of 4 – 7 yrs 	 <p>Riskometer</p> <p>Investors understand that their principal will be at Moderate risk</p>	 <p>Riskometer</p> <p>Benchmark Riskometer is at Moderate risk</p>
<p>Nippon India Nifty AAA PSU Bond Plus SDL – Sep 2026 Maturity 50:50 Index Fund (An open-ended Target Maturity Index Fund investing in constituents of Nifty AAA PSU Bond Plus SDL Sep 2026 50:50 Index. A Relatively High interest rate risk and Relatively Low Credit Risk.)</p> <p>Benchmark : Nifty AAA PSU Bond Plus SDL Sep 2026 50:50 Index</p>	<ul style="list-style-type: none"> Income over long term Investments in PSU Bonds and State Development Loans (SDLs) that seeks to track Nifty AAA PSU Bond Plus SDL Sep 2026 Index, subject to tracking errors. 	 <p>Riskometer</p> <p>Investors understand that their principal will be at Low to Moderate risk</p>	 <p>Riskometer</p> <p>Benchmark Riskometer is at Low to Moderate risk</p>
<p>Nippon India Low Duration Fund (An open ended low duration debt scheme investing in debt and money market instruments such that the Macaulay duration of the portfolio is between 6 – 12 months. Relatively High interest rate risk and moderate Credit Risk.)</p> <p>Benchmark : CRISIL Low Duration Debt B-I Index</p>	<ul style="list-style-type: none"> Income over short term Investment in debt and money market instruments such that the Macaulay duration of the portfolio is between 6 – 12 months 	 <p>Riskometer</p> <p>Investors understand that their principal will be at Low to Moderate risk</p>	 <p>Riskometer</p> <p>Benchmark Riskometer is at Moderate risk</p>
<p>Nippon India Ultra Short Duration Fund (An open ended ultra-short term debt scheme investing in debt and money market instruments such that the Macaulay duration of the portfolio is between 3 – 6 months. Moderate interest rate risk and moderate Credit Risk)</p> <p>Benchmark : NIFTY Ultra Short Duration Debt Index B-I</p>	<ul style="list-style-type: none"> Income over short term Investment in debt and money market instruments such that the Macaulay duration of the portfolio is between 3 – 6 months 	 <p>Riskometer</p> <p>Investors understand that their principal will be at Moderate risk</p>	 <p>Riskometer</p> <p>Benchmark Riskometer is at Moderate risk</p>
<p>Nippon India ETF Nifty 8-13 yr G-Sec Long Term Gilt (An Open Ended Index Exchange Traded Fund. Relatively High interest rate risk and Relatively Low Credit Risk)</p> <p>Benchmark : Nifty 8-13 yr G-Sec Index</p>	<ul style="list-style-type: none"> Income over long term Investments in Gilt Securities replicating the composition of Nifty 8-13 yr G-Sec Index, subject to tracking errors 	 <p>Riskometer</p> <p>Investors understand that their principal will be at Moderate risk</p>	 <p>Riskometer</p> <p>Benchmark Riskometer is at Moderate risk</p>
<p>Nippon India ETF Nifty 5 yr Benchmark G-Sec (An open ended scheme replicating/tracking Nifty 5 yr Benchmark GSec Index. Relatively High interest rate risk and Relatively Low Credit Risk)</p> <p>Benchmark: Nifty 5 Yr Benchmark G-Sec Index</p>	<ul style="list-style-type: none"> Income over long term Investments in Gilt Securities replicating the composition of Nifty 5 Yr Benchmark G-Sec Index, subject to tracking errors 	 <p>Riskometer</p> <p>Investors understand that their principal will be at Moderate risk</p>	 <p>Riskometer</p> <p>Benchmark Riskometer is at Moderate risk</p>
<p>Nippon India Overnight Fund (An open-ended debt scheme investing in overnight securities. Relatively Low Interest Rate Risk and Relatively Low Credit Risk.)</p> <p>Benchmark : CRISIL Liquid Overnight Index</p>	<ul style="list-style-type: none"> Income over short term Investment in Debt & Money Market Instruments with overnight maturity 	 <p>Riskometer</p> <p>Investors understand that their principal will be at Low risk</p>	 <p>Riskometer</p> <p>Benchmark Riskometer is at Low risk</p>

<p>Nippon India ETF Nifty ID Rate Liquid BeES (An open ended liquid scheme, listed on the Exchange in the form of an ETF, investing in Tri-Party Repo on G-Sec or T-bills /Repo & Reverse Repo with daily Dividend and compulsory Reinvestment of Income Distribution cum capital withdrawal option. Relatively Low Interest Rate Risk and Relatively Low Credit Risk.)</p> <p>Benchmark : Nifty ID Rate Index</p>	<ul style="list-style-type: none"> • Current Income with high degree of liquidity • Investment in Tri-Party Repo on G-Sec or T-bills/Repo & Reverse Repo predominantly & Money Market Instruments 	 <p>Riskometer Investors understand that their principal will be at Low risk</p>	 <p>Riskometer Benchmark Riskometer is at Low risk</p>
<p>Nippon India ETF Hang Seng BeES (An open ended index Scheme, investing in overseas Securities listed on the Exchange in the form of an Exchange Traded Fund (ETF) tracking the Hang Seng Index)</p> <p>Benchmark : Hang Seng TRI</p>	<ul style="list-style-type: none"> • Long term capital appreciation • Investment in Securities covered by Hang Seng Index 	 <p>Riskometer Investors understand that their principal will be at Very High risk</p>	 <p>Riskometer Benchmark Riskometer is at Very High risk</p>
<p>*Investors should consult their financial advisors if in doubt about whether the product is suitable for them.</p>			

Risk factors: Trading volumes and settlement periods may restrict liquidity debt investments. Investment in Debt is subject to price, credit, and interest rate risk. The NAV of the Scheme may be affected, inter alia, by changes in the market conditions, interest rates, trading volumes, settlement periods and transfer procedures. The NAV may also be subjected to risk associated with tracking error, as may be permissible by the Scheme Information Document. Past performance may or may not be sustained in future.

NSE Disclaimer: It is to be distinctly understood that the permission given by NSE should not in any way be deemed or construed that the Scheme Information Document has been cleared or approved by NSE nor does it certify the correctness or completeness of any of the contents of the Scheme Information Document. The investors are advised to refer to the Scheme Information Document for the full text of the Disclaimer Clause of NSE

Disclaimers

The views expressed herein constitute only the opinions and do not constitute any guidelines or recommendation on any course of action to be followed by the reader. This information is meant for general reading purposes only and is not meant to serve as a professional guide for the readers. Certain factual and statistical (historical) industry and market data and other information was obtained by NAM India from independent, third-party sources that it deems to be reliable, some of which have been cited above. However, NAM India has not independently verified any of such data or other information, or the reasonableness of the assumptions upon which such data and other information was based, and there can be no assurance as to the accuracy of such data and other information. Further, many of the statements and assertions contained in these materials reflect the belief of NAM India, which belief may be based in whole or in part on such data and other information.

The Sponsor, the Investment Manager, the Trustee or any of their respective directors, employees, associates or representatives do not assume any responsibility for, or warrant the accuracy, completeness, adequacy and reliability of such information. Whilst no action has been solicited based upon the information provided herein, due care has been taken to ensure that the facts are accurate and opinions given are fair and reasonable. This information is not intended to be an offer or solicitation for the purchase or sale of any financial product or instrument. Recipients of this information should rely on information/ data arising out of their own investigations. Readers are advised to seek independent professional advice, verify the contents and arrive at an informed investment decision before making any investments.

None of the Sponsor, the Investment Manager, the Trustee, their respective directors, employees, associates or representatives shall be liable for any direct, indirect, special, incidental, consequential, punitive or exemplary damages, including lost profits arising in any way from the information contained in this material. The Sponsor, the Investment Manager, the Trustee, any of their respective directors, employees including the fund managers, associates, representatives including persons involved in the preparation or issuance of this material may from time to time, have long or short positions in, and buy or sell the securities thereof, of company(ies) / specific economic sectors mentioned herein.



Mutual Fund investments are subject to market risks, read all scheme related documents carefully.